

EASTERN MOTORCYCLE PARTS

2015



2017

803-284-3304

803-284-3305 FAX 803-284-3274

5120 HILDA ROAD BLACKVILLE, SC 29817

Catalog by Jeffrey May

****EASTERN MOTORCYCLE PARTS****

Terms and Conditions

****New****

****Dealers**** **EASTERN MOTORCYCLE PARTS** requires a minimum \$350.00 initial order and \$50.00 there after. Manufacturer of obsolete motor parts, all wording is for reference purposes only.

Minimum

Orders All orders under \$50.00 will be subject to a \$10.00 Service Charge.

Terms

Eastern's standard payment terms are Visa or MasterCard, we will accept C.O.D. Money Orders. We will be happy to accept dealers company checks for dealers whose financial history warrant. In order to maintain an active status, we require all Dealers to have a yearly minimum sales of \$500.00 or more. If this is not achieved we will require a \$350.00 minimum order to be Re-established to active status

Delivery

Whenever possible orders will be shipped complete the same day they are received. In all other cases, orders will be processed according to the buyers instructions. All items not in stock, will be canceled. Please Re-order.

Freight

Allowance All U.P.S. ground orders shipped in the U.S.A. over \$495.00 will receive Free freight benefits including insurance, this does not include the UPS charge for C.O.D. orders (COD Tag). All U.P.S. orders over \$495.00 that are being shipped special air services (2nd day and 3-day) Eastern will pay Half freight charges up to 50 pounds. Next day RED service, Eastern will pay 25% freight charges.

NO FREIGHT ALLOWANCE ON BULK BUYING OR SPECIAL PRICING

Back

Orders

If an item is out of stock at time of delivery, this item will be automatically be canceled, we do not hold back-orders. (Please reorder)

Returns

No returns will be accepted without prior approval. No credit will be issued without the Original Invoice and a detailed description of what was wrong with the product. All parts returned are subject up to a 20% restocking charge.

Credits will be given as a "in store credit only."
(Do not return parts that have been modified)

****EASTERN MOTORCYCLE PARTS****

Terms and Conditions

Special

Pricing

Eastern has special pricing for our dealers when they buy quantities of 100, 250 or 500 packs of a single item.

Please note that you "will not" receive free freight with these special prices

Warranty

All merchandise manufactured and/or distributed by **Eastern Motorcycle Parts** is fully guaranteed against defects in materials or workmanship only. Final decision will be made in a just and prompt manner. Replacement or credit will be limited to parts manufactured by **Eastern Motorcycle Parts** and does not include labor claims of any type. All merchandise distributed by **Eastern Motorcycle Parts** is guaranteed in accordance with the manufacturers own terms and conditions.

Bad

Checks

Dealers writing **(NFS)** checks will be subject to all further orders **(Certified Check or Master/Visa Card Only). No Exceptions.**

****VACATION NOTICE****

Eastern Motorcycle Parts closes for vacation the same time every year, twice a year.

Eastern closes Christmas week thru New Years and July 4th week.

****EASTERN MOTORCYCLE PARTS****

****QUICK REFERENCE****

- * ANDREWS & CRANE PRODUCTS** **Page 395-419**
THIS SECTION INCLUDES CAMS, GEARS, GEAR SETS,
PUSHRODS, MAINSHAFTS, COUNTERSHAFTS, VALVE SPRINGS
- * BATTERY COVERS & SPEEDOMETERS** **Page 373 & 377**
THIS SECTION INCLUDES BATTERY COVERS, STRAPS, TRAYS,
CABLES & SPEEDOMETER RELATED PARTS
- * BRAKE PARTS/KICKSTAND/FENDERS/HANDLEBAR** **Page 337-367**
THIS SECTION INCLUDES ALL BRAKE RELATED PARTS, MASTER LISTING
OF BRAKE CABLES, SWITCHES, KICKSTAND PARTS, FENDERS
- * CABLES** **Page 357-358**
THIS SECTION INCLUDES ALL CABLES: CLUTCH, BRAKE, THROTTLE,
IDLER, CHOKE, SPEEDOMETER AND TACHOMETER CABLES
- * CARBURETOR** **Page 279-291**
THIS SECTION INCLUDES ALL CARBURETOR PARTS FOR
KEIHIM, BENDIX, LINKERT
- * CHROME COVERS** **Page 373-384**
THIS SECTION INCLUDES COVERS FOR THE DISTRIBUTOR, HORN,
GENERATOR, DERBY, INSPECTION, KICK STARTER, PRIMARY,
ROCKER, SOLENOID, SPEEDOMETER, AND STARTER
- * COLONY PRODUCTS** **See separate
Colony Catalog
for parts & prices.**
EASTERN CARRIES A FULL LINE OF COLONY PRODUCTS
****PLEASE USE COLONY'S CATALOG AND PART NUMBERS****
- * CYLINDERS, PISTONS & PISTON RINGS** **Page 181-198**
THIS SECTION INCLUDES CYLINDERS, CYLINDER SLEEVES
PISTONS, PISTON RINGS, CONVERSION KITS
- * ELECTRICAL** **Page 292-316**
THIS SECTION INCLUDES ADVANCE UNIT, GENERATOR,
IGNITION, RECTIFIERS, RELAYS, STARTERS, SWITCHES,
TUNE UP KITS, WIRE TERMINALS, WIRING HARNESSSES
- * ENGINE PARTS** **Page 5-165**
THIS SECTION INCLUDES ALL INTERNAL MOTOR PARTS
EXCEPT ELECTRICAL, TRANSMISSION, AND CARBURETOR
- * F & R WHEELS/SWING ARM** **Page 323-333**
THIS SECTION INCLUDES AXLES, SLEEVES, SPACERS,
REAR SPROCKETS, SWING ARM RELATED PARTS, RIVETS
WHEEL HUB PARTS

****EASTERN MOTORCYCLE PARTS****

****QUICK REFERENCE****

- * FRONT FORKS** **Page 368-372**
THIS SECTION INCLUDES FORK SPRINGS, SEAL KITS, GASKETS
OIL SEALS, O-RINGS, RETAINING RINGS AND OTHER RELATED
PARTS
- * FUEL RELATED (OIL, GAS, AIR)** **Page 388-394, 464**
THIS SECTION INCLUDES AIR FILTERS AND CLEANERS, FUEL FILTERS,
GAS CAPS, GAS LINES, FUEL CLAMPS, OIL FILTERS, LINES AND TANKS
- * GASKETS** **Page 420-447**
THIS SECTION INCLUDES ALL MOTOR GASKETS AND GASKET KITS
- * HAND CONTROLS/FLOORBOARDS/FENDERS** **Page 359-367**
THIS SECTION INCLUDES CLUTCH AND BRAKE LEVERS,
SWITCHES, FLOORBOARDS, FOOT RESTS
- * HARDWARE** **Page 448-456**
THIS SECTION INCLUDES COTTER PINS, LOCK WASHERS AND
HARDWARE WASHERS
- * LIGHTING** **Page 317-320**
THIS SECTION INCLUDES HEADLIGHTS, TAIL LIGHTS, LENSES
SWITCHES, VISORS MOUNTING BRACKETS
- * MOTOR MOUNTS & BRACKETS** **Page 385-387**
THIS SECTION INCLUDES MOTOR MOUNTS, BATTERY, CHOKE, KEY,
COIL, REGULATOR AND MISCELLANEOUS BRACKETS
- * OIL PUMPS** **Page 166-177**
THIS SECTION INCLUDES ALL OIL PUMPS AND RELATED PARTS
- * SHOCKS** **Page 334-336**
THIS SECTION INCLUDES SHOCKS AND RELATED PARTS
- * SPEEDOMETERS** **Page 377**
THIS SECTION INCLUDES SPEEDOMETERS, DRIVE UNITS, COVERS
AND CHROME BRACKETS
- * TOOLS** **Page 457-477**
THIS SECTION INCLUDES LAPPING TOOLS, REAMING TOOLS,
A FULL LINE OF HASTINGS TOOLS, HELI-COIL PRODUCTS AND
VARIOUS OTHER MISCELLANEOUS TOOLS
- * TRANSMISSION** **Page 199-278**
THIS SECTION INCLUDES TRANSMISSIONS, CLUTCH, SHIFTER
KICK STARTER, RATCHET TOP, SHIFTER RELATED

EASTERN MOTORCYCLE PARTS

INDEX

ADVANCE UNIT ASSEMBLY, Pg 293

ADVANCE WEIGHTS, Pg 293
BUSHINGS, Pg 293
CIRCUIT BREAKER GASKET, Pg 293
ROLL PINS, Pg 293
SCREWS, Pg 293
SPRINGS, Pg 293
STUDS, Pg 293

AIR FILTERS, Pg 386

AIR CLEANERS, Pg 389
AIR SCOOPS, Pg 389

ANDREWS PRODUCTS, Pg 395-412

CAMS, Pg 396-403
COUNTERSHAFTS, Pg 412
GEARS, Pg 406-411
GEAR SETS, Pg 408-409
MAINSHAFTS, Pg 412
PUSHRODS, Pg 404
SHIFTER CLUTCH, Pg 405
SHIFTER FORKS, Pg 405
SPROCKETS (BELT DRIVE) Pg 404
VALVE SPRINGS, Pg 405
VALVE SPRING COLLARS, Pg 405

ANTIQUA MOTOR PARTS, Pg 5-9

CASE BUSHINGS, Pg 7
CAM BUSHINGS, Pg 7,8
COUNTERSHAFTS, Pg 7, 9
CRANK PINS, Pg 6
MAINSHAFTS, Pg 7
PINION SHAFTS, Pg 7
PISTON PIN BUSHINGS, Pg 7
SPROCKETS SHAFTS, Pg 6
VALVES, Pg 6
VALVE SPRINGS, Pg 6

ARMATURES & FIELD COILS, Pg 295

AXLES, Pg 322-326

CHAIN ADJUSTERS, Pg 329
NUTS, Pg 322
SLEEVES Pg 323, 349-356,
SPACERS, Pg 324-326, 349-356

AXLE SLEEVES, MASTER LIST, Pg 323

AXLE SPACERS, MAST. LIST, Pg 324-326

BATTERY RELATED PARTS, Pg 374

BRACKETS, Pg 374, 387
CABLES, Pg 374
COVERS, Pg 374
HOLD DOWN RODS, Pg 374
STRAPS, Pg 374
TRAYS, Pg 374

BEARINGS, MASTER LIST, Pg 105-107

BALL BEARINGS, Pg 165
CAM BEARING, Pg 44, 47, 77, 106
CASE BUSHING, Pg 53, 58, 60, 67,116,117
CLUTCH HUB, Pg 119, 254
CLUTCH, Pg 239-254
CONNECTING ROD, Pg 116,117
CRANKCASE, Pg 37, 53, 58, 67
GENERATOR, Pg 106-107
MAINSHAFT, Pg 105-106, 118
MOTOR, Pg 37, 53, 67
NEEDLE, Pg 117-118
PINION SHAFT, Pg 70, 107
ROLLER BEARINGS, Pg 116-118
SPROCKET SHAFT, Pg 70, 107
STARTER DRIVE, Pg 96, 98
STARTER SHAFT, Pg 96, 98
STARTER SHAFT HOUSING, Pg 96, 98
SWING ARM, Pg 106-107
TRANSMISSION, Pg 202-238
WHEEL, Pg 106-107

BRACKETS, MASTER LIST, Pg 386, 387

BATTERY, Pg 374, 387
CLUTCH CABLE, Pg 387
CLUTCH LEVER, Pg 387
COIL, Pg 387
KEY SWITCH, Pg 22, 24, 387
MISCELLANEOUS, Pg 387
MOTOR MOUNTS, Pg 37, 67, 70, 387
OIL TANK, Pg 387
REGULATOR, Pg 387

BRAKE CALIPERS, Pg 348

BRAKE CALIPER RELATED PARTS, Pg 348

BLEEDER SCREWS, Pg 348
BOOT & SEAL KITS, Pg 348
BUSHINGS, Pg 348
O-RINGS, Pg 136, 348
PINS, Pg 348

BRAKE DRUM, LINE DRAWINGS:

BIG TWIN 1937-1957/Pg 349,350 (REAR)
BIG TWIN 1958-1972/Pg 351,352 (REAR)
BIG TWIN 1937-1948/Pg 355 (FRONT)
BIG TWIN 1949-1971/Pg 356 (FRONT)
SPORTSTER 1954-1978/Pg 353 (REAR)
FORTY-FIVE 1935-1952/Pg 354 (FRONT)

BRAKE PADS & SHOES, Pg 343, 344

LININGS, Pg 344, 349-356
RIVETS, Pg 344, 349-356

BRAKE RELATED PARTS, Pg 338-356

BACKING PLATE, Pg 340
BRAKE DRUMS, Pg 339, 357
CABLES, Pg 359, 357
CLEVIS PINS, Pg 340
BRAKE LIGHTS, Pg 318
LINES, Pg 341, 342
LUG BOLTS, Pg 339, 340, 350, 352, 355
PEDAL KITS, Pg 338-340
PEDALS, Pg 338-340
RODS, Pg 338-340

BRAKE HOSES, Pg 342

BRAKE LINES, (STEEL) Pg 341

BREATHER VALVE WASHERS, Pg 45, 47

BUSHINGS (BRONZE) MAST. LIST, Pg 108-110

CAM GEAR, Pg 8, 45, 48, 56, 58, 62, 64, 77
CAM GEAR BUSHING KITS, Pg 111
FORK TUBES, Pg 370
IDLER GEAR, Pg 45, 56, 59, 62, 65, 77, 109
KICK STARTER, Pg 110, 263, 265
OIL PUMP, Pg 44, 47, 55
PINION SHAFT, Pg 45, 48, 56, 59,66,77 109
PISTON PIN, Pg 8, 108, 103
ROCKER ARMS, Pg 84,86,87,90,92,94, 139
SEAT POST, Pg 8, 109

CABLES, MASTER LIST, Pg 357-358

BATTERY, Pg 374
BRAKE, Pg 357
CHOKE, Pg 358
CLUTCH, Pg 355
IDLER CONTROL, Pg 358
SPEEDOMETER, Pg 358
TACHOMETER, Pg 358
THROTTLE, Pg 358

CAM GEAR BUSHING KITS, Pg 111

CAM GEAR SHIMS, Pg 8, 62, 64, 77

CAM GEAR WASHERS, Pg 45, 48, 56

CARBURETOR LINE DRAWINGS:

BIG TWIN 1937-1957 / Pg 281
BIG TWIN-SPORTSTER 1971-E/1976 / Pg 282
BIG TWIN-SPORTSTER L/1976-E/1978 / Pg 284
BIG TWIN-SPORTSTER L/1978-1980 / Pg 286
BIG TWIN-SPORTSTER 1981-1989 / Pg 288
BIG TWIN-SPORTSTER 1988-1999 / Pg 290
FORTY-FIVE 1930-1965 / Pg 280
FORTY-FIVE/1937-1957 / Pg 281

CASE BUSHINGS, MASTER LIST, Pg 112-114

CASE BUSHINGS, Pg 7, 38, 39 53, 58, 60, 64,67,108

CHAIN GUARDS, Pg 365

CIRCUIT BREAKERS, Pg 303

CLUTCH LINE DRAWINGS:

BIG TWIN 1941-1984 / Pg 240
BIG TWIN 1984-1989 / Pg 242
BIG TWIN 1990-1997 / Pg 243
BIG TWIN 1998-PRESENT / Pg 244
SPORTSTER 1954-1970 / Pg 246
SPORTSTER 1971-E/1984 / Pg 248
SPORTSTER L/1984-1990 / Pg 250
SPORTSTER 1991-PRESENT / Pg 252
FORTY-FIVE 1941-1973 / Pg 239

CLUTCH HUBS, MASTER LIST, Pg 254

CLUTCH LEVERS, FOOT Pg 259, HAND Pg 361

CLUTCH PUSH RODS, Pg 261

CLUTCH PUSH ROD KITS, Pg 260

CLUTCH PLATES, MASTER LIST, Pg 255-258

FRICITION, Pg 255-258
STEEL, Pg 255-258

CLUTCH RELATED PARTS, MAST. LIST, Pg 254-256

ADJUSTING SCREWS, Pg 256-258
BEARINGS, Pg 117, 240-256
CABLES, Pg 355
HUBS, Pg 238-254, 257
HUB BEARING KIT, Pg 254
KEYS, Pg 159
LINING, Pg 240, 256
PUSH RODS, Pg 239-244, 261
PUSH ROD ENDS, Pg 239-251, 261
PUSH ROD KITS, Pg 260

COMETIC GASKETS, Pg 441-447

CONDENSERS, Pg 294

CONNECTING RODS, Pg 115

BEARINGS, Pg 116-117
CAGES, Pg 116
RACES, Pg 115

CONVERSION KITS:

SPORTSTER 883,1100 TO 1200, Pg 182

COTTER PINS, Pg 449

COUNTERSHAFTS, Pg 200-220

EASTERNS, Pg 200

ANDREWS, Pg 412

CONTINUED NEXT PAGE

****EASTERN MOTORCYCLE PARTS****

****INDEX****

COVERS, MASTER LIST, Pg 373-378

BATTERY, Pg 374
DERBY, Pg 378, 379
GENERATOR, Pg 375-376
INSPECTION COVER, Pg 378
KICK STARTER, Pg 378
PRIMARY, Pg 381-382
REGULATOR, Pg 376
RELAY, Pg 372, 376
ROCKER, Pg 79, 81, 83, 85, 93, 383-384
SHOCK, Pg 335, 375-376
SOLENOID, Pg 375-376
SPEEDOMETER, Pg 377
STARTER MOTOR, Pg 375-376

CRANE PRODUCTS, Pg 413-419

CAMS, Pg 414-417
PUSH RODS, Pg 418
TAPPET KITS, Pg 418
TOOLS, Pg 419
VALVE COLLARS, Pg 418
VALVE SPRING KITS, Pg 419
VALVE SPRINGS, Pg 418

CRANKCASE, BIG TWIN / DRAWINGS:

BIG TWIN 1941-1999 / Pg 37-39
BIG TWIN 1999-2002 / Pg 40-41
BIG TWIN 2003-PRESENT / Pg 42
ENGINE BALANCER:
BIG TWIN 2000-PRES. / Pg 43
GEAR SIDE:
BIG TWIN 1936-1969 / Pg 44-45
BIG TWIN 1970-1998 / Pg 46-48
BIG TWIN 1999-PRESENT / Pg 49-51

OVERHEAD;

BIG TWIN 1940-1957 / Pg 52-54
BIG TWIN 1940-1957 / Pg 55-56

SIDE VALVE;

BIG TWIN 1937-1948 / Pg 57-59

CRANKCASE, SPORTSTER / DRAWINGS;

SPORTSTER 1954-1976 / Pg 66-68
SPORTSTER 1977-1985 / Pg 69-70
SPORTSTER 1986-1990 / Pg 71-72
SPORTSTER 1991-2003 / Pg 73-74
SPORTSTER 2004-PRES / Pg 75

GEARCASE;

SPORTSTER 1954-1990 / Pg 76-77
SPORTSTER 1991-PRES / Pg 78

CRANKCASE, SPORTSTER K-MODEL:

SPORTSTER 1952-1956 / Pg 63-65

CRANKCASE, FORTY-FIVE / DRAWINGS;

FORTY-FIVE 1937-1973 / Pg 60

GEAR SIDE / GEAR BOX;

FORTY-FIVE 1937-1973 / Pg 61-62

TRANSMISSION:

FORTY-FIVE 1935-1973 / Pg 236-238

CRANK PINS, MASTER LIST, Pg 125-126

LOCK KITS, Pg 126
LOCK PLATES, Pg 126, 160
NUTS, Pg 6, 126, 130-131
SCREWS, Pg 126

CYLINDERS, MASTER LIST, Pg 183-185

CYLINDER HEAD LINE DRAWINGS;

BIG TWIN FLAT. 1936-1948 / Pg 14-15
BIG TWIN KNUCK. 1936-1947 / Pg 18-20
BIG TWIN PAN. 1948-1965 / Pg 21-22
BIG TWIN SHO. 1966-1984 / Pg 23-25

****CONTINUED NEXT COLUMN****

CYLINDER HEAD LINE DRAWINGS;

BIG TWIN EVO. 1984-1999 / Pg 26-28
BIG TWIN 2000-P. 1450/1550 / Pg 29-30
SPORTSTER "K" 1952-1956 / Pg 11-13
SPORTSTER 1954-1985 / Pg 31-33
SPORTSTER 1986-PRES. / Pg 34-36
FORTY-FIVE 1929-1973 / Pg 16-17

CYLINDER SLEEVES, Pg 186

DISTRIBUTORS, Pg 293

DOWEL PINS, MASTER LIST, Pg 137

ELECTRICAL, Pg 292-316

ELECTRICAL CONNECTORS, Pg 310

ELECTRICAL SWITCHES, Pg 308-309

ENGINE STANDS, Pg 458

FENDERS, Pg 366

FIELD COILS, Pg 295, 301

FILTERS;

AIR, Pg 389
FUEL, Pg 394
OIL, Pg 392

FLOOR BOARDS, Pg 363

MOUNTING KIT, Pg 363
PADS, Pg 363

FLYWHEELS ONLY, Pg 179

FLYWHEEL KITS, Pg 178

FLYWHEEL WASHERS, MASTER LIST, Pg 127

FOOT RESTS, Pg 363

FOOT SHIFTER LINE DRAWINGS;

BIG TWIN '41-79 RATCHET TOP, Pg 268, 269
BIG TWIN '79-84 ROTOR TOP, Pg 270, 271

FORK SEAL KITS, Pg 371

FORK SPRINGS, Pg 372

FRONT FORK, RELATED PARTS, Pg 369-370

BUSHINGS, Pg 370
FORK SEAL KITS, Pg 371
O-RINGS, Pg 135-136, 371
RETAINING RINGS, Pg 164
SEALS, Pg 133
SPRINGS, Pg 372
TUBE CAPS, Pg 370
WASHERS, Pg 370

FUEL LINES, Pg 394

CLAMPS, Pg 394
FUEL FILTERS, Pg 394
GAS, Pg 394
OIL, Pg 390

GAS CAPS, Pg 393

GASKETS, **COMETIC Pg 441-446**

GASKETS, MASTER LIST, Pg 420-429

CAM GEAR, Pg 45-77, 426, 432-433
CAM GEAR KITS, Pg 432-433
CARBURETOR, Pg 279-291, 427
CYLINDER BASE, Pg 11-36, 422
GENERATOR, Pg 295, 297, 299, 300, 427
HEAD GASKET, Pg 6, 14-34, 421, 434-435
KICK STARTER, Pg 261, 263
MOTOR SETS, Pg 419, 420, 433, 434
OIL PUMP, Pg 166-175, 422, 423
OIL PUMP KITS, Pg 165, 426
PRIMARY COVER, Pg 12, 69-73, 424, 425
ROCKER COVER, Pg 78-93, 421
STARTER HOUSING, Pg 94-103
TAPPET GUIDES, Pg 12, 15, 17, 19, 22, 422
TOP END SETS, Pg 420, 421, 435, 436
TRANSMISSION SETS, Pg 423, 424, 426, 432

GENERATOR LINE DRAWINGS

BIG TWIN 1932-1957 / Pg 298-299
BIG TWIN 1958-1969 / Pg 300-301

****CONTINUED NEXT COLUMN****

GENERATOR LINE DRAWINGS

SPORTSTER 1971-1981 / Pg 300-301
SPORTSTER 1982-E/1984 / Pg 302

GENERATORS & PARTS, Pg 296-302

ARMATURES, Pg 295
BEARINGS, Pg 106, 107, 297-298
BRUSHES, Pg 297, 299
COVERS, Pg 297, 363
DRIVE GEARS, Pg 297, 299, 301, 302
FIELD COILS, Pg 295
GASKETS, Pg 297, 299, 301, 302, 427
IGNITION COILS, Pg 303
RECTIFIERS, Pg 304
REGULATORS, Pg 304
OIL SEALS, Pg 299, 301, 302

HAND SHIFTER LINE DRAWING;

BIG TWIN 1937-1979 / Pg 267

HANDLE BAR CONTROLS, Pg 360-362

BRAKE LEVERS, Pg 360-362
CLUTCH LEVERS, Pg 360-362

HASTINGS RINGS, Pg 193

HASTINGS TOOLS, Pg 469-477

HARDWARE WASHERS, Pg 452-456

HEAD GASKETS, MASTER LIST, Pg 421, 434-435

HEAD GASKETS, Pg 6, 14, 16, 19, 421, 434-435

HEAD LIGHTS, Pg 319-320

MOUNTING BRACKETS, Pg 319-320
SEAL BEAMS, Pg 319-320
SWITCHES, Pg 308-309, 319-320
VISORS, Pg 319-320

HELI-COIL, Pg 459-460

IGNITION COILS, Pg 303

BRACKETS, Pg 303, 376
COVERS, Pg 303, 376

IGNITION SWITCHES, Pg 308-309

KEYS, MASTER LIST, Pg 159

CLUTCH HUB, Pg 159, 241, 242
MAINSHAFT, Pg 159
OIL PUMP, Pg 45, 48, 56, 159, 166-177
PINION SHAFT, Pg 44, 45, 47, 159, 77, 78

KICK STAND PARTS, Pg 364

LEG STOP, Pg 364
MOUNTING BRACKET, Pg 364
SPRINGS, Pg 157, 158, 364

KICK STARTER RELATED PARTS, Pg 262-265

ARMS, Pg 262-265
BUSHINGS, Pg 262-265
PEDALS, Pg 262-265
PEDAL BOLT KITS, Pg 262-265
SPRINGS, Pg 156, 262-265
SHAFTS, Pg 262-265

KICK STARTER LINE DRAWINGS;

BIG TWIN 1941-1969 / Pg 262-263
SPORTSTER 1954-1985 / Pg 264-265
FORTY-FIVE 1929-1973 / Pg 262-263

KITS; MISCELLANEOUS

CAM BUSHING, Pg 111
FORK SEAL, Pg 371
OIL PUMP, Pg 173
PUSH ROD, Pg 260

LAPPING TOOLS & PARTS, Pg 461, 465-466

CONNECTING RODS, Pg 461
ENGINE, Pg 465-466
TRANSMISSION, Pg 465-466

LENSES, Pg 318

BEEHIVE, Pg 318
BULLET, Pg 318
MARKER LIGHTS, Pg 318
TAIL LIGHT, Pg 318
TOMBSTONE, Pg 318

****EASTERN MOTORCYCLE PARTS****

****INDEX****

LEVERS, Pg 276

BRAKE, Pg 338-340, 350, 353
CLUTCH, Pg 259
SHIFTER, Pg 233, 235, 269, 273, 276

LIGHTING, Pg 317-320

LOCK TABS, MASTER LIST, Pg 160-161

LOCK WASHERS, MASTER LIST, Pg 450-451

INTERNAL, Pg 450-451
EXTERNAL, Pg 451
REGULAR, Pg 451

MAINSHAFTS, Pg 200-221

EASTERNS Pg 200-201
ANDREWS, Pg 412
GEARS, Pg 202-216
NUTS, Pg 130-131, 202-216

MASTER CYLINDER (F&R WHEELS) Pg 345

REPAIR KITS, Pg 345
RUBBER BOOTS, Pg 345

MASTER CYLINDER (HAND LEVER) Pg 346-347

LEVERS, Pg 360-361
REPAIR KITS, Pg 346-347

MOTOR BEARINGS, Pg 37, 41

MOTOR BEARING SPACERS, Pg 37, 41, 128-129

MOTOR MOUNTS, Pg 386

MOTOR STANDS, Pg 458

MOUNTING BRACKETS, Pg 386-387

BATTERY, Pg 387
COIL, Pg 387
KEY SWITCH, Pg 387
MOTOR MOUNTS, Pg 18, 21, 23, 387
REGULATOR, Pg 387

NUTS, MASTER LIST, Pg 130-131

AXLE SLEEVE NUTS, Pg 322, 326
AXLE, Pg 322, 326
CLUTCH, HUB, Pg 8, 131, 239-253
CRANK PINS, Pg 7, 126, 130-131
KICK STARTER, Pg 263, 265
MAINSHAFT, Pg 130-131, 202-216
PINION SHAFT, Pg 43, 45, 123, 130-131
SPROCKET SHAFTS, Pg 123-124, 130-131

OIL LINES, Pg 390

BRAIDED, Pg 390
STEEL, Pg 390

OIL & GAS LINES, Pg 390, 394

FUEL LINES, Pg 390
HOSE CLAMPS, Pg 394
OIL FILTERS, Pg 391-392
PETCOCKS, Pg 394

OIL FILTERS, Pg 391-392

ELEMENTS, Pg 391

OIL PUMP LINE DRAWINGS;

BIG TWIN 1936-1967 / Pg 167
BIG TWIN 1968-1984 / Pg 168-169
BIG TWIN 1984-1999 / Pg 170-171
SPORTSTER 1954-1976 / Pg 174-175
SPORTSTER 1977-1990 / Pg 176
SPORTSTER 1991-PRESENT / Pg 177
FORTY-FIVE 1937-1973 / Pg 172
SIDE VALVE 1937-1948 / Pg 172

OIL PUMP,

DRIVE SHAFTS, Pg 45, 48, 167-177
KITS, Pg 173
GEARS, Pg 45, 48, 167-176

O-RINGS, MASTER LIST, Pg 134-136

OIL SEALS, MASTER LIST, Pg 132-133

CLUTCH, Pg 132-133
FRONT FORKS, Pg 132-133, 370
OIL PUMP, Pg 132-133, 167-176
REAR WHEEL, Pg 132-133, 326, 331

OIL TANKS, Pg 391-392

DIPSTICK, Pg 392
CAPS, Pg 392
FILLER PLUGS, Pg 392
OIL FILTERS, Pg 392
OIL FILTER ELEMENTS, Pg 392
RUBBER MOUNTS, Pg 392

PEDALS;

BRAKE, Pg 338-340
KICK STARTER, Pg 263, 265
RUBBER, Pg 263, 265

PINION SHAFTS, MASTER LIST, Pg 120-121

BEARING RACE, Pg 121
KEYS, Pg 159
LOCK KITS, Pg 121
LOCK PLATES, Pg 121
NUTS, Pg 121, 130-131

PISTONS, MASTER LIST, Pg 187-192

PISTON RINGS, MASTER LIST, Pg 193-198

POINTS, Pg 294

CIRCUIT BREAKERS, Pg 303

PRIMARY COVERS, Pg 381-382

GASKETS, Pg 68, 70, 72, 74, 428, 446

PRIMARY COVER LINE DRAWING;

BIG TWIN 1989-2001, Pg 245
BIG TWIN 1987-PRES, Pg 379-380

PUSHRODS, (CLUTCH) Pg 260-261

PUSH ROD KITS, Pg 260
PUSH ROD ENDS, Pg 261

RATCHET TOP LINE DRAWING

BIG TWIN 1941-'79 (FOOTSHIFT) Pg 268

REAMING TOOLS, Pg 462-463

CAM BUSHING, Pg 463
PINION BUSHING, Pg 463
VALVE GUIDES, Pg 462

RECTIFIERS, MASTER LIST, Pg 304

REGULATORS, MASTER LIST, Pg 304

RELAYS, Pg 307

RETAINING RINGS, MAST. LIST, Pg 162-164

RIVETS (REAR WHEEL) Pg 327

ROD BEARINGS, Pg 116-117

ROD LAPPING TOOL, Pg 461

ROD RACES, Pg 115

ROD SETS, Pg 115

ROCKER ARMS, MASTER LIST, Pg 138-139

ARMS, Pg 21, 81-93, 138
BEARINGS, Pg 136, 139
BLOCKS, Pg 21, 81-93, 138
BUSHINGS, Pg 81-93, 139
DOWEL PINS, Pg 139
SHAFTS, Pg 18, 81-93, 139
SHIMS, Pg 136, 139
SPACERS, Pg 139

ROCKER COVERS, MAST. LIST, Pg 383-384

ROCKER COVERS, Pg 78-93, 383-384

ROCKER COVER LINE DRAWING;

BIG TWIN 1936-1947 / Pg 79-80
BIG TWIN 1948-1965 / Pg 81-82
BIG TWIN 1966-1984 / Pg 83-84
BIG TWIN 1984-1999 / Pg 85-86
BIG TWIN 2000-PRES / Pg 87-88
SPORTSTER 1954-1985 / Pg 89-90
SPORTSTER 1986-1990 / Pg 91-92
SPORTSTER 1991-1999 / Pg 93-94

ROTOR TOP LINE DRAWING;

FOOT SHIFT:
BIG TWIN 1979-1984 / Pg 270-271

ROLL PINS, MASTER LIST, Pg 137

ROLLER BEARINGS, MAST. LIST, Pg 116-119

CASE BUSHING, Pg 37, 53, 58, 60, 118-119
CONNECTING RODS, Pg 116-117
COUNTERSHAFT, Pg 118-119
MAIN DRIVE GEAR, Pg 118
MAINSHAFT, Pg 118
WHEEL HUBS, Pg 118-119

SHIFTER RELATED PARTS, Pg 266-276

FORKS, Pg 266
SHAFTS, Pg 266
LEVERS, Pg 232-235, 266-276
RODS, Pg 276

SHIFTER LINE DRAWINGS;

BIG TWIN 1937-'79 (HANDSHIFT) Pg 267
BIG TWIN 1941-'79 (FOOTSHIFT) Pg 269
BIG TWIN 1979-'84 (FOOTSHIFT) Pg 270
SPORTSTER 1954-'85 (LINKAGE) Pg 272
SPORTSTER 1991-2003 / Pg 274
SPORTSTER 2004-PRES / Pg 275

SHOCK ABSORBERS, Pg 335

COVERS, Pg 335, 375-376
RUBBER BUSHINGS, Pg 335
WASHERS, Pg 336

SHOCK STUDS, Pg 336

NUTS, Pg 336
WASHERS, Pg 336

SOLENOIDS & RELATED PARTS, Pg 307

SPARK PLUGS & WIRES, Pg 316

SPEEDOMETERS, Pg 377

CABLES, Pg 358
COVERS, Pg 376
DRIVE UNITS, Pg 377

SPRINGS, MASTER LIST, Pg 154-158

CLUTCH, Pg 7, 154, 156, 157
FRONT FORK, Pg 157, 158, 370, 372
VALVE SPRINGS, Pg 6, 12, 14, 16, 21-34, 152
VALVE SPRING KITS, Pg 151

SPROCKETS, Pg 277-278, 327

BELT DRIVE, *ANDREWS* Pg 404
COUNTERSHAFT, Pg 277-278
MOTOR, Pg 277-278
REAR WHEEL, Pg 327

SPROCKET RELATED PARTS, Pg 328-328

SPROCKET SHAFT, MASTER LIST, Pg 120-121

BEARING PULLER, Pg 469
LOCK PLATES, Pg 123, 160
NUTS, Pg 123, 130-131
SPACERS, Pg 38, 124,
SHIMS, Pg 124

STARTER MOTOR LINE DRAWINGS;

BIG TWIN 1989-PRESENT / Pg 101-102
SPORTSTER 1986-1990 / Pg 103
SPORTSTER 1991-PRESENT / Pg 104

HITACHI & PRESTOLITE;

BIG TWIN 1966-1982 / Pg 99
SPORTSTER 1967-1980 / Pg 99

HITACHI;

BIG TWIN 1982-1988 / Pg 100

STARTERS & PARTS, Pg 306

BEARINGS, Pg 105, 306
BRUSHES, Pg 306
DRIVES, Pg 95-104
SPRINGS, Pg 306

****EASTERN MOTORCYCLE PARTS****

****INDEX****

STARTER SHAFT & HOUSING

LINE DRAWINGS;

BIG TWIN 1965-1988 / Pg 95-96
SPORTSTER 1967-1985 / Pg 97-98
GASKETS, Pg 95-104, 427, 431

STARTER SOLENOID PARTS, Pg 307

BOOTS (RUBBER), Pg 307
COVER, Pg 307, 376
GASKETS, Pg 95-104, 427
RELAYS, Pg 307, 376

STATORS, Pg 305

SWITCHES, MASTER LIST, Pg 308-309, 367

BRAKE LIGHT, Pg 308-309, 367
HEADLIGHTS, Pg 308-309, 320, 367
HORN, Pg 308-309, 320, 367
IGNITION, Pg 308-309, 367
OIL PRESSURE, Pg 308-309, 367
RUN-OFF, Pg 308-309, 320, 367
STOP LIGHT, Pg 308-309, 320, 367
TURN SIGNAL, Pg 308-309, 320, 367

SWING ARM PARTS, Pg 326

AXLES, Pg 322, 326
BEARINGS, Pg 326
LOCK NUTS, Pg 326
NUTS, Pg 322
SLEEVES, Pg 323
SPACERS, Pg 324-325

TACHOMETER CABLES, Pg 358

TAIL LIGHTS, Pg 318

GASKETS, Pg 318
LENSES, Pg 318
TURN SIGNALS, Pg 318
VISORS, Pg 318

TAPPETS, MASTER LIST, Pg 140-141

TAPPETS, Pg 11, 14, 16, 18, 82, 84, 91, 140-141

GUIDES, Pg 14, 16, 31, 82, 84, 142
NUTS, Pg 11, 14, 16, 141
ROLLERS, Pg 134
SCREWS, Pg 11, 14, 16, 141

TAPPET GUIDES, MASTER LIST, Pg 142

THROTTLE CABLES, Pg 358

THRUST WASHERS:

BREATHER VALVE, Pg 45, 47
CAM GEAR, Pg 45, 48
COUNTERSHAFT, Pg 218, 219
FLYWHEEL, Pg 127
HARDWARE WASHERS, Pg 452-456
MAINSHAFT, Pg 216, 237, 238

TOOLS, MASTER LIST, Pg 457-377

ENGINE LAPPING, Pg 465-466
CONNECTING RODS, Pg 461
HASTINGS, Pg 467-477
MOTOR BEARING END PLAY, Pg 128-129
REAMING TOOLS, Pg 462-463
TRANSMISSION LAPPING, Pg 465-466

TOOL BOXES, Pg 393

TRANSMISSION LINE DRAWINGS;

BIG TWIN 1936-1984, Pg 202-209
BIG TWIN 1980-E/1995, Pg 210-211
BIG TWIN 1995-PRESENT, Pg 212-213
SPORTSTER 1954-1990 / Pg 214-219
SPORTSTER 1991-2005 / Pg 220-221
FORTY-FIVE 1935-1973 / Pg 236-238

GEAR SHIFTER LINE DRAWINGS;

BIG TWIN 1984-1990, Pg 226-227
BIG TWIN 1999-2000, Pg 232-233
BIG TWIN 2001-PRES., Pg 234-235

TRANSMISSION HOUSING LINE DRAWING;

BIG TWIN 1979-E/1984 / Pg 222-223
BIG TWIN 1984-1986 / Pg 224-225
BIG TWIN 1987-1998 / Pg 228-229
BIG TWIN 1999-PRESENT / Pg 230-231

VALVES, MASTER LIST, Pg 143-146

VALVES, Pg 6, 10, 12, 14, 16, 18, 21, 23, 26, 29, 31

VALVE GUIDES, MASTER LIST, Pg 147-150

VALVE GUIDES, Pg 6, 10, 12, 14, 16, 23, 26, 29, 31
VALVE GUIDE SEALS, Pg 150

VALVE GUIDE REAMERS, Pg 462

VALVE SPRINGS, MASTER LIST, Pg 152-153

VALVE SPRINGS, Pg 10, 14, 16, 21-34, 152-153
COLLARS, Pg 6, 11, 14, 16, 21-34, 152-153
KEEPERS, Pg 14, 16, 21-34, 152-153
SPACERS, Pg 152-153
SHIMS, Pg 152-153

VALVE SPRING KITS, MASTER LIST, Pg 151

VISORS, Pg 317-320

HEADLIGHT, Pg 319-320
TAIL LIGHT, Pg 318

WASHERS (HARDWARE) Pg 452-456

WHEEL CYLINDER, Pg 345

BLEEDER SCREWS, Pg 345
BOLT, Pg 345
REPAIR KITS, Pg 345
SWIVEL FITTINGS, Pg 345
WASHER, Pg 345

WHEEL HUB PARTS, Pg 330-331

COVERS, Pg 330-331
SHIMS, Pg 330-331
SLEEVES, Pg 323-325, 332-333
SPACERS, Pg 323-325, 332-333
THRUST WASHERS, Pg 330-331

WIRING HARNESSSES, Pg 311-312

WIRE LOOM & TIES, Pg 315

WIRE TERMINALS, MASTER LIST, Pg 313-314

XR-750 PARTS, Pg 10

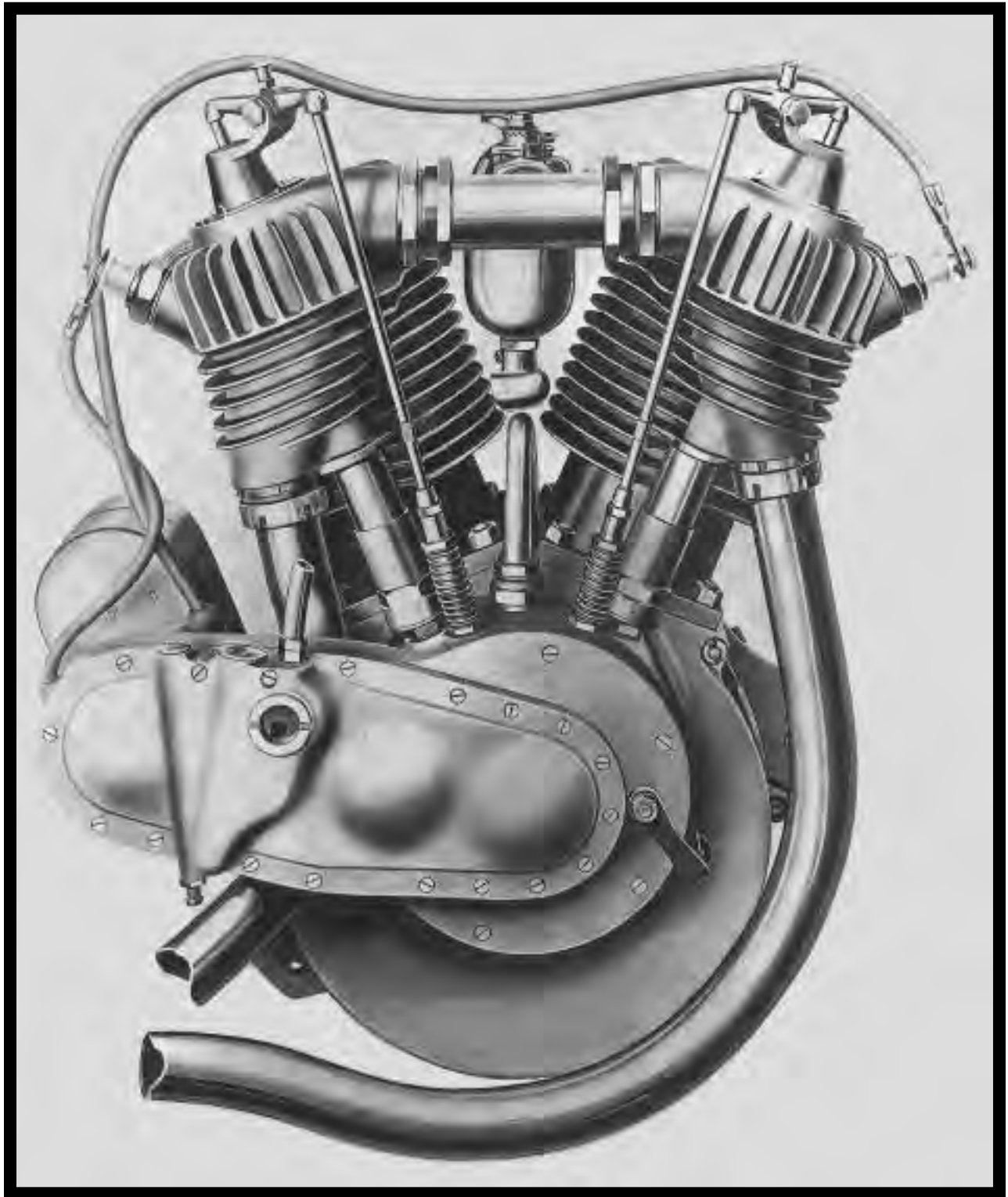
****ENGINE PARTS****

- 
- * BEARINGS
 - * BRONZE BUSHINGS
 - * CAM BUSHING KITS
 - * CASE BUSHINGS
 - * CONNECTING RODS, CAGES, BEARINGS
 - * CONVERSION KITS (883, 1100 TO 1200
 - * CRANK PINS, LOCKS, NUTS
 - * CRANKCASE DRAWINGS
 - * CYLINDER HEAD DRAWINGS
 - * FLYWHEEL KITS
 - * FLYWHEEL WASHERS
 - * KEYS, MASTER LISTING
 - * LOCK TABS, PLUS MASTER LIST
 - * MOTOR BEARING SPACERS & TOOLS
 - * NUTS, PLUS MASTER LIST
 - * O-RINGS, PLUS MASTER LIST
 - * OIL SEALS, PLUS MASTER LIST
 - * PINION SHAFTS, LOCKS, NUTS
 - * RETAINING RINGS, PLUS MASTER LIST
 - * ROCKER ARMS, SHAFTS, COVERS
 - * ROCKER COVER DRAWINGS
 - * ROLLER BEARINGS
 - * SPRINGS, PLUS MASTER LIST
 - * SPROCKET SHAFTS, NUTS, SPACERS
 - * STARTER SHAFT DRAWINGS
 - * TAPPETS, TAPPET BLOCKS
 - * VALVES, GUIDES, SPRINGS & SPRING KITS

****EASTERN MOTORCYCLE PARTS****

****ANTIQUE MOTOR PARTS****

****PRE-1939****

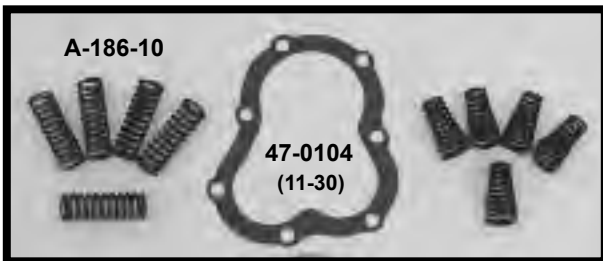





5120 HILDA ROAD* BLACKVILLE, S.C. 29817* 803-284-3304

****EASTERN MOTORCYCLE PARTS****

****ANTIQUE MOTOR PARTS****

****PRE-1939****



****EASTERN MOTORCYCLE PARTS****

****ANTIQUE MOTOR PARTS****

****PRE-1939****

<u>EASTERN NUMBER</u>	<u>REPLACES OEM</u>	<u>DESCRIPTION</u>
A-AA-19 *	AA-19	each CRANK PIN (PRESS FIT) **1-OIL HOLE** SINGLES 1905-1913 **EASTERNS**
A-46-WRTT	46-WRTT	each CRANK PIN (WR-TT MODEL) **3-OIL HOLES** FORTY-FIVE **EASTERNS**
47-0104	11-30	pair HEAD GASKETS **BLUE TEFLON** (.050 THICK) BIG TWIN 1930-1935 (VL MODEL)
E-658-N	116-17	each VALVE **INTAKE** (NITRIDE FINISH) STD MOTORS 1917-1929, 61" FD & JD 1921-1924
E-659-N	117-23	each VALVE **INTAKE** (NITRIDE FINISH) DCA & DCB 1923-1924, 74" MOTORS 1925-1929
A-119-13 *	119-13	pk-5 VALVE SPRINGS **INTAKE** TWINS & SINGLES 1913-1914
A-119-15 *	119-15	pk-5 VALVE SPRINGS **INTAKE** TWINS & SINGLES 1915-1916
A-119-17 *	119-17	pk-5 VALVE SPRINGS **INTAKE** TWINS 1917-1923
A-119-23	119-23	pk-5 VALVE SPRINGS **INTAKE** TWINS 1923-1929
A-122-11	122-11	pair VALVE SPRING COLLAR, INTAKE **UPPER** BIG TWIN 1911-1929
A-125-12	125-12	pk-5 VALVE KEEPERS/LOCKS **INTAKE** (.500 LONG) 61" & 74" 1912-1929
A-140-17 *	140-17	pk-5 SPRINGS, INTAKE PUSH ROD, TWINS 1917-1929
A-163-29	163-29	each VALVE, **INTAKE** (NITRIDE FINISH) **1-5/8" HEAD** FORTY-FIVE 1929-1931
A-165-29	165-29	each VALVE, **EXHAUST** (NITRIDE FINISH) **1-5/8" HEAD** FORTY-FIVE 1929-1931
E-639-N	163-30	each VALVE **INTAKE** (NITRIDE FINISH) (VL MODEL) BIG TWIN 1930-1936
E-649-N	165-30	each VALVE **EXHAUST** (NITRIDE FINISH) (VL MODEL) BIG TWIN 1930-1936
E-655-N	180-15	each VALVE **EXHAUST** (NITRIDE FINISH) STD MOTORS 1917-1929, 61" FD & JD 1921-1924
E-656-N	181-21	each VALVE **EXHAUST** (NITRIDE FINISH) 74" MOTORS 1921-1923, 61" MOTORS 1924-1929
A-186-10	186-10	pk-5 VALVE SPRINGS **EXHAUST** TWINS 1926-1932, SINGLES 1910-1929
A-188-08	188-08	pair VALVE SPRING COLLARS, **UPPER** BIG TWIN 1908-1929
A-190-11	190-11	pk-5 VALVE KEEPERS/LOCKS **EXHAUST** (.600 LONG) 61" & 74" 1911-1929
A-293-13	293-13	pair BUSHING, PISTON PINS (STD) BIG TWIN 1913-1923, FD & JD 1924-ONLY **EASTERNS**
A-293-13B	293-13	pair BUSHING, PISTON PINS (.002) BIG TWIN 1913-1923, FD & JD 1924-ONLY **EASTERNS**
A-293-13C	293-13	pair BUSHING, PISTON PINS (.005) BIG TWIN 1913-1923, FD & JD 1924-ONLY **EASTERNS**
A-293-24	293-24	pair BUSHING, PISTON PINS (STD) BIG TWIN 1924-1929 **EASTERNS**
A-293-24B	293-24	pair BUSHING, PISTON PINS (.002) BIG TWIN 1924-1929 **EASTERNS**
A-293-24C	293-24	pair BUSHING, PISTON PINS (.005) BIG TWIN 1924-1929 **EASTERNS**
A-293-31	293-31	pair BUSHING, PISTON PINS (STD) FORTY-FIVE 1931-1936 **EASTERNS**
A-293-31B	293-31	pair BUSHING, PISTON PINS (.002) FORTY-FIVE 1931-1936 **EASTERNS**
A-293-31C	293-31	pair BUSHING, PISTON PINS (.005) FORTY-FIVE 1931-1936 **EASTERNS**
A-294-36A	294-36A	pair BUSHING, PISTON PINS (STD) **V.L's 74 & 80** BIG TWIN 1930-1936
A-294-36B	294-36B	pair BUSHING, PISTON PINS (.002) **V.L's 74 & 80** BIG TWIN 1930-1936
A-294-36C	294-36C	pair BUSHING, PISTON PINS (.005) **V.L's 74 & 80** BIG TWIN 1930-1936
A-348-13 *	348-13	each CRANK PIN, (15/16" DIAMETER) **NO-OIL HOLE** (.060 HEAT TREAT) SINGLES 1913-ONLY
A-348-13T *	348-13T	each CRANK PIN, (.8765 O.D.) **NO-OIL HOLE** (.060 HEAT TREAT) TWINS 1913-1914
A-348-00T *	348-13T	each CRANK PIN, (.873 O.D.) **NO-OIL HOLE** (.060 HEAT TREAT) TWINS 1913-1914
A-348-15 *	348-15	each CRANK PIN, (1" DIAMETER) **NO-OIL HOLE** (.060 HEAT TREATED) TWINS 1915-1929
A-348-30	348-30	each CRANK PIN, (1" DIAMETER) **1-OIL HOLE** (.060 HEAT TREATED) BIG TWIN 1930-1936
A-348-30B	348-30	each CRANK PIN, (1" DIAMETER) **3-OIL HOLE** (.060 HEAT TREATED) BIG TWIN 1930-1936
A-348-30C	348-30	each CRANK PIN, (1" DIAMETER) **2-OIL HOLE** (.120 HEAT TREATED) BIG TWIN 1930-1936
A-348-36	348-36	each CRANK PIN, (1-1/8" DIA.) **1-OIL HOLE** (.060 HEAT TREATED) BIG TWIN 1936-1939
A-348-36B	348-36	each CRANK PIN, (1-1/8" DIA.) **3-OIL HOLE** (.060 HEAT TREATED) BIG TWIN 1936-1939
A-348-36C	348-36	each CRANK PIN, (1-1/8" DIA.) **2-OIL HOLE** (.120 HEAT TREATED) BIG TWIN 1936-1939
A-352-13	352-13	each SPROCKET SHAFT OR PULLY SHAFT SINGLES 1913-1917 **EASTERNS*A-
A-352-15	352-15	each SPROCKET SHAFT, **LEFT SIDE** (.983 O.D.) BIG TWIN 1915-1916 **EASTERNS**
A-352-17	352-17	each SPROCKET SHAFT, **LEFT SIDE** (1" O.D.) BIG TWIN 1917-1924 **EASTERNS**
A-352-25	352-25	each SPROCKET SHAFT, **LEFT SIDE** BIG TWIN 1925-1929 **EASTERNS**

****CONTINUED ON NEXT PAGE****

5120 HILDA ROAD* BLACKVILLE, S.C. 29817* 803-284-3304


****EASTERN MOTORCYCLE PARTS****

****ANTIQUE MOTOR PARTS****

****PRE-1939****

<u>EASTERN NUMBER</u>	<u>REPLACES OEM</u>	<u>DESCRIPTION</u>
A-355-10	355-10	each PINION SHAFT, **BD MODELS** BIG TWIN 1910-1912 **EASTERNS**
A-355-13	355-13	each PINION SHAFT, **9-E MODELS** TWINS 1913-1914 **EASTERNS**
A-355-15	355-15	each PINION SHAFT, **JD MODELS** BIG TWIN 1915-1929 **EASTERNS**
A-355-16	355-16	each NUT, PINION SHAFT, **VL MODELS** (L/HAND THREAD) BIG TWIN 1930-1935
A-355-28	355-28	each PINION SHAFT, **JDH MODELS** BIG TWIN 1924-1929 **EASTERNS**
A-355-29	355-29	each PINION SHAFT, **RL MODELS** FORTY-FIVE 1929-1936 **EASTERNS**
A-355-30	355-30	each PINION SHAFT, **VL MODELS** (L/HAND THREAD) BIG TWIN 1930-1935 **EASTERNS**
A-364-30 *	364-30	pk-5 PINION & SPROCKET SHAFT NUTS, (VL MODELS) BIG TWIN 1930-1936 **EASTERNS**
A-365-15	365-15	pair CRANK PIN NUTS, (74 & 80") **FOR 1" PIN** BIG TWIN 1921-1936
A-366-36	366-36	pair CRANK PIN NUTS, (61, 74 & 80") **FOR 1-1/8" PIN** BIG TWIN 1936-1940
A-413-15	413-15	each CASE BUSHING, **RIGHT SIDE** (BRONZE) BIG TWIN 1915-1926 **EASTERNS**
A-413-30	413-30	each BUSHING, **RIGHT SIDE CRANKCASE** (BRONZE) BIG TWIN 1930-1936 **EASTERNS**
A-413-36	413-36	each CASE BUSHING, **RIGHT SIDE** (STD) **SIDE VALVE** BIG TWIN 1936-1939 **EASTERNS**
A-413-36B	413-36B	each CASE BUSHING, **RIGHT SIDE** (.002) **SIDE VALVE** BIG TWIN 1936-1939 **EASTERNS**
A-413-36C	413-36C	each CASE BUSHING, **RIGHT SIDE** (.005) **SIDE VALVE** BIG TWIN 1936-1939 **EASTERNS**
A-413-36D		each CASE BUSHING, **RIGHT SIDE** (.010) **SIDE VALVE** BIG TWIN 1936-1939 **EASTERNS**
A-413-36E		each CASE BUSHING, **RIGHT SIDE** (.015) **SIDE VALVE** BIG TWIN 1936-1939 **EASTERNS**
A-416-17 *	416-17	each CASE BUSHING, **LEFT SIDE** (STD) **61 & 74" TWINS 1917-1924 **EASTERNS**
A-416-17B *	416-17	each CASE BUSHING, **LEFT SIDE** (.002) **61 & 74" TWINS 1917-1924 **EASTERNS**
A-416-17C *	416-17	each CASE BUSHING, **LEFT SIDE** (.005) **61 & 74" TWINS 1917-1924 **EASTERNS**
A-416-25 *	416-25	each CASE BUSHING, **LEFT SIDE** (STD) **61 & 74" TWINS 1925-1929 **EASTERNS**
A-416-25B *	416-25	each CASE BUSHING, **LEFT SIDE** (.002) **61 & 74" TWINS 1925-1929 **EASTERNS**
A-416-25C *	416-25	each CASE BUSHING, **LEFT SIDE** (.005) **61 & 74" TWINS 1925-1929 **EASTERNS**
A-416-30	416-30	each CASE BUSHING, **LEFT SIDE** (STD) **SIDE VALVE** BIG TWIN 1930-1936 **EASTERNS**
A-416-30B	416-30B	each CASE BUSHING, **LEFT SIDE** (.002) **SIDE VALVE** BIG TWIN 1930-1936 **EASTERNS**
A-416-30C	416-30C	each CASE BUSHING, **LEFT SIDE** (.005) **SIDE VALVE** BIG TWIN 1930-1936 **EASTERNS**
A-416-30D	416-30D	each CASE BUSHING, **LEFT SIDE** (.010) **SIDE VALVE** BIG TWIN 1930-1936 **EASTERNS**
A-416-36	416-36	each CASE BUSHING, **LEFT SIDE** (STD) **SIDE VALVE** BIG TWIN 1936-1939 **EASTERNS**
A-416-36B	416-36B	each CASE BUSHING, **LEFT SIDE** (.002) **SIDE VALVE** BIG TWIN 1936-1939 **EASTERNS**
A-416-36C	416-36C	each CASE BUSHING, **LEFT SIDE** (.005) **SIDE VALVE** BIG TWIN 1936-1939 **EASTERNS**
A-416-36D		each CASE BUSHING, **LEFT SIDE** (.010) **SIDE VALVE** BIG TWIN 1936-1939 **EASTERNS**
A-416-37	416-37	each CASE BUSHING, **LEFT SIDE** (STD) **FLATHEAD** FORTY-FIVE 1937-1938 **EASTERNS**
A-416-37B	416-37	each CASE BUSHING, **LEFT SIDE** (.002) **FLATHEAD** FORTY-FIVE 1937-1938 **EASTERNS**
A-416-37C	416-37	each CASE BUSHING, **LEFT SIDE** (.005) **FLATHEAD** FORTY-FIVE 1937-1938 **EASTERNS**
A-416-37D	416-37	each CASE BUSHING, **LEFT SIDE** (.010) **FLATHEAD** FORTY-FIVE 1937-1938 **EASTERNS**

****CONTINUED ON NEXT PAGE****




5120 HILDA ROAD* BLACKVILLE, S.C. 29817* 803-284-3304

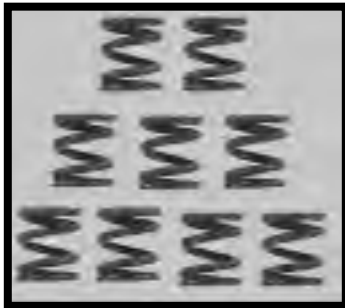
****EASTERN MOTORCYCLE PARTS****

****ANTIQUE MOTOR PARTS****


****PRE-1939****



A-2272-00



A-60640-29



A-2288-17

A-2284-25

A-2287-17

A-2285-25

A-2294-15



A-2308-16



A-2309-32



A-2308-32



A-2314-16



A-2309-16



A-2300-16

A-2300-32



A-2312-16

<u>EASTERN NUMBER</u>	<u>REPLACES OEM</u>	<u>DESCRIPTION</u>
A-660-29	660-29	each BUSHING, CAM GEAR SHAFT, LEFT SIDE, **BRONZE** FORTY-FIVE 1929-1936
A-660-30	660-30	each BUSHING, CAM GEAR SHAFT, **BRONZE** BIG TWIN 1930-1936
A-662-26	662-26	each BUSHING, CAM GEAR SHAFT, RIGHT SIDE, **BRONZE** F/F 1929-'33, SINGLES 1926-1934
A-662-29	662-29	each BUSHING, TIMER SHAFT, **RIGHT SIDE** BIG TWIN 1930-1936, FORTY-FIVE 1930-1936
A-662-30	662-30	each BUSHING, CAM GEAR SHAFT, **R/SIDE** BIG TWIN 1930-1936, FORTY-FIVE 1934-1936
A-662-34	662-34	each BUSHING, OILER DRIVE SHAFT, **R/SIDE** BIG TWIN 1934-1936, FORTY-FIVE 1934-1936
A-663-26	663-26	pk-10 SHIMS, CAM GEAR, (1/64" THICK) **RED FIBER** SIDE VALVE 1930-1936
A-664-26	664-26	pk-10 SHIMS, CAM GEAR, (1/32" THICK) **RED FIBER** SIDE VALVE 1930-1936
A-7925	7925	pk-5 NUT, COUNTERSHAFT **VL** BIG TWIN 1916-1936
A-2035-15	2035-15	each SPROCKET, COUNTERSHAFT **JD & VL MODELS** (28-TOOTH) BIG TWIN 1915-1936
A-2163-15	2163-15	each WASHER, (COPPER) OIL RETAINER, LEFT SIDE **SMALL** BIG TWIN 1915-1936
A-2272-15	2272-15	each MAINSHAFT, (9.160 LONG) **F, FD, J & JD MODELS** BIG TWIN 1915-1918 **EASTERNS**
A-2272-19	2272-19	each MAINSHAFT, (10.070 LONG) **F, FD, J & JD MODELS** BIG TWIN 1919-1924 **EASTERNS**
A-2272-25	2272-25	each MAINSHAFT, (10.535 LONG) **J & JD MODELS** BIG TWIN 1925-1929 **EASTERNS**
A-2272-00	*	each BUSHING, SPLIT (FOR MAINSHAFT 2272-25) **J & JD MODELS**** BIG TWIN 1925-1929
A-2272-31	2272-31	each MAINSHAFT, (10.655 LONG) **V,VL,VLD & VLH MODELS** BIG TWIN 1931-1936 *EASTERN*
A-2272-33	*	each MAINSHAFT, (6.750 LONG) FORTY-FIVE 1933-1940 **EASTERNS**
A-2274-15	2274-15	pk-5 NUT, STARTER CLUTCH TO MAINSHAFT (VL MODEL) BIG TWIN 1915-1929
A-2275-15	*	each NUT, CLUTCH HUB TO MAINSHAFT (F,J MODEL) BIG TWIN 1915-1918
A-2275-19	2275-19	each NUT, CLUTCH HUB TO MAINSHAFT (VL MODEL) BIG TWIN 1919-1929
A-2275-30	2275-30	each NUT, STARTER CLUTCH TO MAINSHAFT (VL MODEL) BIG TWIN 1930-1936
A-2284-25	2284-25	each BEARING RACE, (OUTER) **STD** (VL MODEL) BIG TWIN 1925-1936
A-2285-25	2285-25	each BEARING RACE, (INNER) **STD** (VL MODEL) BIG TWIN 1925-1936

****CONTINUED ON NEXT PAGE****


5120 HILDA ROAD* BLACKVILLE, S.C. 29817* 803-284-3304

EASTERN MOTORCYCLE PARTS

ANTIQUE MOTOR PARTS

PRE-1939

<u>EASTERN NUMBER</u>	<u>REPLACES OEM</u>	<u>DESCRIPTION</u>
A-2287-17	2287-17	pk-10 RETAINING RING, OUTER BEARING RACE (VL MODEL) BIG TWIN 1917-1936
A-2288-17	2288-17	pk-5 THRUST WASHER, OUTER BEARING RACE (VL MODEL) BIG TWIN 1917-1936
A-2294-15	2294-15	each WASHER, (COPPER) OIL RETAINER, LEFT SIDE **LARGE** BIG TWIN 1915-1936
A-2298-15	2298-15	each GEAR, MAINSHAFT SLIDER **VL MODEL** (3-SPEED) BIG TWIN 1916-1936
A-2300-16	2300-16	each COUNTERSHAFT, (J, JD, V, VL MODELS) BIG TWIN 1916-1931 **EASTERNS**
A-2300-32	2300-32	each COUNTERSHAFT, (V,VL,VLH MODELS) BIG TWIN 1932-1936
A-2308-16	2308-16	pk-5 THRUST WASHERS, COUNTERSHAFT END PLAY **076 THICK** BIG TWIN 1916-1936
A-2308-16A	2308-16	pk-5 THRUST WASHERS, COUNTERSHAFT END PLAY **080 THICK** BIG TWIN 1916-1936
A-2308-16B	2308-16	pk-5 THRUST WASHERS, COUNTERSHAFT END PLAY **084 THICK** BIG TWIN 1916-1936
A-2308-16C	2308-16	pk-5 THRUST WASHERS, COUNTERSHAFT END PLAY **088 THICK** BIG TWIN 1916-1936
A-2308-16D	2308-16	pk-5 THRUST WASHERS, COUNTERSHAFT END PLAY **092 THICK** BIG TWIN 1916-1936
A-2308-16E	2308-16	pk-5 THRUST WASHERS, COUNTERSHAFT END PLAY **096 THICK** BIG TWIN 1916-1936
A-2308-16F	2308-16	pk-5 THRUST WASHERS, COUNTERSHAFT END PLAY **100 THICK** BIG TWIN 1916-1936
A-2308-KIT		kit-7 THRUST WASHERS, COUNTERSHAFT END PLAY **076 to.100** BIG TWIN 1916-1936 KIT INCLUDES: (1each) .076, .080, .084, .088, .092, .096, .100
A-2308-32	2308-32	pk-5 THRUST WASHER, COUNTERSHAFT, OUTER **081 THICK** BIG TWIN 1932-1936
A-2309-16	2309-16	pk-5 COUNTERSHAFT BEARING COLLAR (VL MODEL) BIG TWIN 1916-1936
A-2309-32	2309-32	pk-5 THRUST WASHER, COUNTERSHAFT, INNER **081 THICK** BIG TWIN 1932-1936
A-2312-16	2312-16	each COUNTERSHAFT BUSHING, LEFT SIDE **STD** (VL MODEL) BIG TWIN 1916-1936
A-2312-16B	2312-16	each COUNTERSHAFT BUSHING, LEFT SIDE **002** (VL MODEL) BIG TWIN 1916-1936
A-2312-16C	2312-16	each COUNTERSHAFT BUSHING, LEFT SIDE **005** (VL MODEL) BIG TWIN 1916-1936
A-2314-16	2314-16	each COUNTERSHAFT BUSHING, RIGHT SIDE **STD** (VL MODEL) BIG TWIN 1916-1936
A-2314-16B	2314-16	each COUNTERSHAFT BUSHING, RIGHT SIDE **002** (VL MODEL) BIG TWIN 1916-1936
A-2314-16C	2314-16	each COUNTERSHAFT BUSHING, RIGHT SIDE **005** (VL MODEL) BIG TWIN 1916-1936
A-2446-33 *	2446-33	each CLUTCH PUSH ROD, THRU-MAINSHAFT, FORTY-FIVE 1933-1940
A-2500-19 *	2500-19	pk-5 THRUST WASHERS, CLUTCH BEARING (J,JD) **090 THICK** BIG TWIN 1919-1929
A-2500-19A *	2500-19A	pk-5 THRUST WASHERS, CLUTCH BEARING (J,JD) **095 THICK** BIG TWIN 1919-1929
A-2500-19B *	2500-19B	pk-5 THRUST WASHERS, CLUTCH BEARING (J,JD) **100 THICK** BIG TWIN 1919-1929
A-2500-19C *	2500-19C	pk-5 THRUST WASHERS, CLUTCH BEARING (J,JD) **105 THICK** BIG TWIN 1919-1929
A-2500-19D *	2500-19D	pk-5 THRUST WASHERS, CLUTCH BEARING (J,JD) **110 THICK** BIG TWIN 1919-1929
A-2500-19E *	2500-19E	pk-5 THRUST WASHERS, CLUTCH BEARING (J,JD) **115 THICK** BIG TWIN 1919-1929
A-2500-19F *	2500-19F	pk-5 THRUST WASHERS, CLUTCH BEARING (J,JD) **120 THICK** BIG TWIN 1919-1929
A-2500-SET *	2500-19	set-7 THRUST WASHERS, CLUTCH BEARING **090-.120 THICK** BIG TWIN 1919-1929 KIT INCLUDES: (1each) .090, .095, .100, .105, .110, .115, .120
A-2511-12	2511-12	set-6 CLUTCH SPRINGS, **SINGLES & TWINS** BIG TWIN 1912-1914
A-2511-15	2511-15	set-6 CLUTCH SPRINGS, **TWINS ONLY** BIG TWIN 1915-1927
A-2569-15 *	2569-15	pair UPPER FORK SPRING CAPS **NICKLE PLATED** SINGLES & TWINS 1915-1929
A-3113-29	3113-29	each BUSHING, SEAT POST IN FRAME, FORTY-FIVE 1929-1973, VL's 1930-1936
Y-21-110	4735-30	each WIRING HARNESS, COMPLETE, VL's 1930-1936 **MADE IN U.S.A.**
A-60640-29 *	60640-29	pk-10 SPRINGS, INNER PRIMARY COVER, BIG TWIN 1929-1957



2308-KIT



2500-19

****EASTERN MOTORCYCLE PARTS****

****XR-750 PARTS****

****SPORTSTER 1956-1995****



<u>EASTERN NUMBER</u>	<u>REPLACES OEM</u>	<u>DESCRIPTION</u>
A-11100	11100	pk-10 O-RING, TAPPET GUIDES, SPORTSTER 1972-1995
A-11105	11105	pk-10 O-RING, ROCKER ARM SHAFT, SPORTSTER 1989-1995
A-11107	11107	pk-10 O-RING, FILLER PLUG, (PRIMARY CHAIN COVER) SPORTSTER 1994-1995
A-11110	11110	pk-10 O-RING, ROCKER ARM SHAFT, SPORTSTER 1972-1988
A-11115	11115	pk-10 O-RING, ROCKER ARM SHAFT, SPORTSTER 1972-1995
A-11159	11159	pk-10 O-RING, OIL PUMP UPPER COVER, SPORTSTER 1989-1995
A-12021	12021	pk-5 OIL SEAL, CLUTCH GEAR, SPORTSTER 1972-1995
A-12023	12023	pk-5 OIL SEAL, PUSH ROD COVER, SPORTSTER 1972-1995
A-12043	12043	pk-5 OIL SEAL, ROTOR SHAFT, SPORTSTER 1989-1995
L-3-964	16774-72R	pk-10 GASKET, CYLINDER BASE, SPORTSTER 1972-1995
L-3-285	17026-75R	kit GASKET KIT, COMPLETE MOTOR (WITHOUT HEAD GASKET) SPORTSTER 1972-1995
A-17428-72R	17428-72R	each BEARING, ROCKER ARM SHAFT, SPORTSTER 1972-1995
E-662-N	18070-59R	each VALVE **INTAKE** (NITRIDE FINISH) **R-VALVE** SPORTSTER 1970-1985
E-664-N	18080-59R	each VALVE **EXHAUST** (NITRIDE FINISH) **R-VALVE** SPORTSTER 1970-1985
A-23736-69R	23736-69R	each SPROCKET SHAFT **LEFT SIDE** SPORTSTER 1972-1995, **EASTERNS**
A-23960-55R	23960-55R	each CRANK PIN **3-OIL HOLES** SPORTSTER, **EASTERNS**
A-24007-69R	24007-69R	each PINION SHAFT, SPORTSTER XR-750 **EASTERNS**
47-0571	24821-74R	pk-10 GASKET, OIL SUMP PLATE, SPORTSTER 1975-1995
L-3-835	25224-52A	pk-10 GASKET, CAM GEAR COVER, SPORTSTER 1972-1995
A-26227-58	26227-58	pk-5 OIL SEAL, OIL PUMP BODY, SPORTSTER 1972-1995
L-3-936	26258-52	pk-10 GASKET, OIL PUMP BODY **LOWER COVER** SPORTSTER 1972-1988
L-3-811	27015-72R	pk-10 GASKET, MANIFOLD, SPORTSTER 1972-1988
47-0550	29600-56R	pk-10 GASKET, MAGNETO To ADAPTER, SPORTSTER 1956-1978
47-0563	29602-56R	pk-10 GASKET, MAGNETO ADAPTER, SPORTSTER 1956-1978
L-3-753	32522-37	pk-10 GASKET, TACHOMETER DRIVE, SPORTSTER 1972-1995
A-34035-52	34035-52	pk-5 OIL SEAL, SHIFTER SHAFT, SPORTSTER 1972-1995
L-3-860	34952-52	pk-10 GASKET, PRIMARY COVER, (.030 THICK) **JAMES** SPORTSTER 1952-1969
L-3-861	34952-52A	pk-10 GASKET, PRIMARY COVER, (.062 THICK) **JAMES** SPORTSTER 1952-1969
A-35150-52	35150-52	each OIL AND RETAINER, SPORTSTER 1972-1983
A-35151-52A	35151-52A	pk-5 OIL SEAL, TRANSMISSION, SPORTSTER 1972-1995
L-3-868	35169-52	pk-10 GASKET, TRANSMISSION MAINSHAFT, SPORTSTER 1972-1983
L-3-866	37762-52	pk-10 GASKET, CLUTCH COVER, SPORTSTER 1972-1995
A-41835-57R *	41835-57R	pair SPRINGS, BRAKE SHOES OR EXHAUST, **BLACK** SPORTSTER 1972-1988
L-3-970	67142-52	pk-10 GASKET, VALVE ADJUSTING PLUG, SPORTSTER 1972-1995

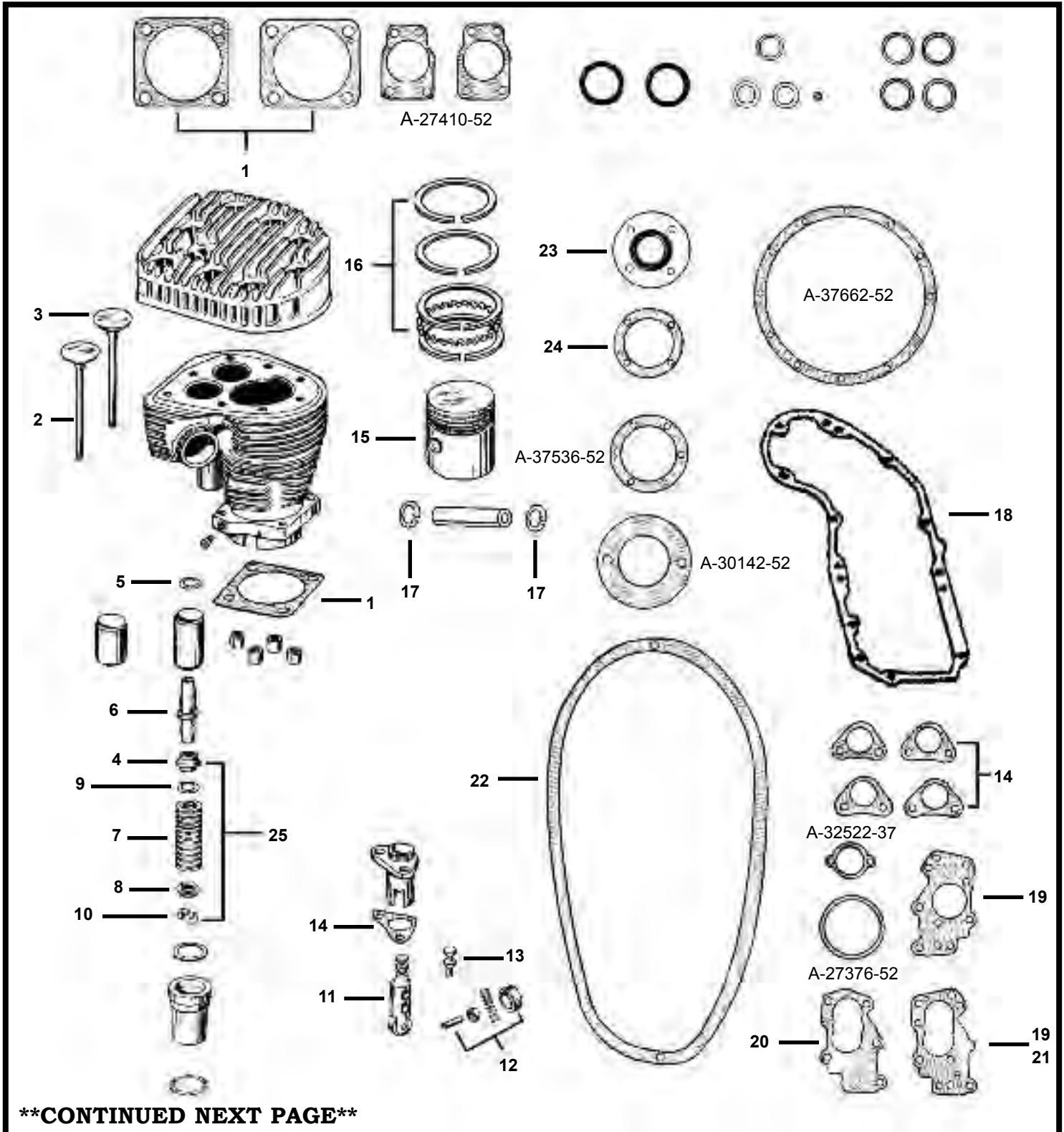
5120 HILDA ROAD* BLACKVILLE, S.C. 29817* 803-284-3304

EASTERN MOTORCYCLE PARTS

CYLINDER HEAD

K-KH MODELS

SPORTSTER 1952-1956



CONTINUED NEXT PAGE

****EASTERN MOTORCYCLE PARTS****

****CYLINDER HEAD****

****K-KH MODELS****

****SPORTSTER 1952-1956****

DIAGRAM NUMBER	EASTERN NUMBER	REPLACES OEM	DESCRIPTION
1	L-3-962B	16775-52	pk-10 CYLINDER BASE GASKETS, FRONT AND REAR, SPORTSTER 1952-1956
2	E-608	18070-54	each VALVE **INTAKE** (PLAIN FINISH) SPORTSTER 1952-1956
	E-608-N	18070-54	each VALVE **INTAKE** (NITRIDE) SPORTSTER 1952-1956
3	E-618	18080-52	each VALVE **EXHAUST** (PLAIN FINISH) SPORTSTER 1952-1956
	E-618-N	18080-52	each VALVE **EXHAUST** (NITRIDE) SPORTSTER 1952-1956
4	A-18165-41	18165-41	pk-4 VALVE SPRING COLLAR **UPPER** SPORTSTER 1952-1956
5	L-3-560	18196-51	pk-10 VALVE GUIDE GASKET **BOTTOM** SPORTSTER 1952-1956
6	E-560	18176-41	each VALVE GUIDE**STD** (INTAKE & EX.) **ID FINISHED** SPORT. 1952-1956
	E-561	18179-41	each VALVE GUIDE**001** (INTAKE & EX.) **ID FINISHED** SPORT. 1952-1956
	E-562	18180-41	each VALVE GUIDE**002** (INTAKE & EX.) **ID FINISHED** SPORT. 1952-1956
	E-564	18178-41	each VALVE GUIDE**004** (INTAKE & EX.) **ID FINISHED** SPORT. 1952-1956
	E-566		each VALVE GUIDE**006** (INTAKE & EX.) **ID FINISHED** SPORT. 1952-1956
7	A-18200-32	18200-32	set-4 VALVE SPRINGS **KH-MODEL** SPORTSTER 1954-1956
	A-18201-52	18201-52	set-4 VALVE SPRINGS **K-MODEL** SPORTSTER 1952-1953
8	A-18220-30	18220-30	set-4 VALVE SPRING COLLAR **LOWER** SPORTSTER 1952-1956
9	A-18223-53	18223-53	set-4 VALVE SPRING SPACER **UPPER COLLAR** SPORTSTER 1952-1953
10	A-18228-30	18228-30	set-4 VALVE STEM KEEPERS, SPORTSTER 1952-1956
11	A-18490-29	18490-29	each TAPPET ASSEMBLY **STD** SPORTSTER 1952-1953
	A-18490-78		each TAPPET ASSEMBLY **005** SPORTSTER 1952-1953
	A-18490-80		each TAPPET ASSEMBLY **010** SPORTSTER 1952-1953
12	A-18534-29A	18534-29A	pk-4 TAPPET ROLLERS, WITH PINS **USA** SPORTSTER 1952-1985
	A-18534-29B		pk-4 TAPPET ROLLERS, WITH PINS **IMPORTED** SPORTSTER 1952-1985
	A-18534-87	18545-29	pk-10 PINS, TAPPET ROLLERS, SPORTSTER 1952-PRESENT
13	A-18556-40	18556-40	pk-4 TAPPET SCREWS ONLY, SPORTSTER 1952-1953
	A-18570-38	18570-38	pk-10 TAPPET NUTS, SPORTSTER 1952-1985
14	L-3-948B	18631-52	pk-10 TAPPET GUIDE GASKETS, FRONT & REAR, SPORTSTER 1952-1956
15	E-827-STD	22251-52	pair PISTONS, W/HASTINGS RINGS (STD COMP.) SPORT. 1952-1956
	E-827-010	22253-52	pair PISTONS, W/HASTINGS RINGS (STD COMP.) SPORTSTER 1952-1956
	E-827-020	22254-52	pair PISTONS, W/HASTINGS RINGS (STD COMP.) SPORTSTER 1952-1956
	E-827-030	22255-52	pair PISTONS, W/HASTINGS RINGS (STD COMP.) SPORTSTER 1952-1956
	E-827-040	22256-52	pair PISTONS, W/HASTINGS RINGS (STD COMP.) SPORTSTER 1952-1956
	E-827-050	22257-52	pair PISTONS, W/HASTINGS RINGS (STD COMP.) SPORTSTER 1952-1956
	E-827-060	22258-52	pair PISTONS, W/HASTINGS RINGS (STD COMP.) SPORTSTER 1952-1956
	E-827-070	22259-52	pair PISTONS, W/HASTINGS RINGS (STD COMP.) SPORTSTER 1952-1956
	E-827-080		pair PISTONS, W/HASTINGS RINGS (STD COMP.) SPORTSTER 1952-1956
16	H-4244-STD	22355-38	set-2 PISTON RINGS **HASTINGS** (1-PIECE OIL RING) SPORTSTER 1952-'56
	H-4244-010	22357-38	set-2 PISTON RINGS **HASTINGS** (1-PIECE OIL RING) SPORTSTER 1952-'56
	H-4244-020	22358-38	set-2 PISTON RINGS **HASTINGS** (1-PIECE OIL RING) SPORTSTER 1952-'56
	H-4244-030	22359-38	set-2 PISTON RINGS **HASTINGS** (1-PIECE OIL RING) SPORTSTER 1952-'56
	H-4244-040	22360-38	set-2 PISTON RINGS **HASTINGS** (1-PIECE OIL RING) SPORTSTER 1952-'56
	H-4244-050	22361-38	set-2 PISTON RINGS **HASTINGS** (1-PIECE OIL RING) SPORTSTER 1952-'56
	H-4244-060	22362-38	set-2 PISTON RINGS **HASTINGS** (1-PIECE OIL RING) SPORTSTER 1952-'56
	H-4244-070	22363-38	set-2 PISTON RINGS **HASTINGS** (1-PIECE OIL RING) SPORTSTER 1952-'56
	H-4244-080		set-2 PISTON RINGS **HASTINGS** (1-PIECE OIL RING) SPORTSTER 1952-'56
	H-4244-090		set-2 PISTON RINGS **IMPORTED** (1-PIECE OIL RING) SPORTSTER 1952-'56
17	A-22582-52	22582-52	pk-10 PISTON PIN RETAINING RING, SPORTSTER 1952-1977
18	L-3-835	25224-52A	pk-10 CAM GEAR COVER GASKET, SPORTSTER 1952-1956
19	L-3-935	26256-52	pk-10 OIL PUMP GASKET, **TO CRANKCASE** (PAPER) SPORTSTER 1952-1976
20	L-3-936	26258-52	pk-10 OIL PUMP GASKET, **OUTER** (PAPER) SPORTSTER 1952-E/1962
21	L-3-937	26259-52	pk-10 OIL PUMP GASKET, **INNER** (PAPER) SPORTSTER 1952-E/1962

****CONTINUED ON NEXT PAGE****

5120 HILDA ROAD* BLACKVILLE, S.C. 29817* 803-284-3304

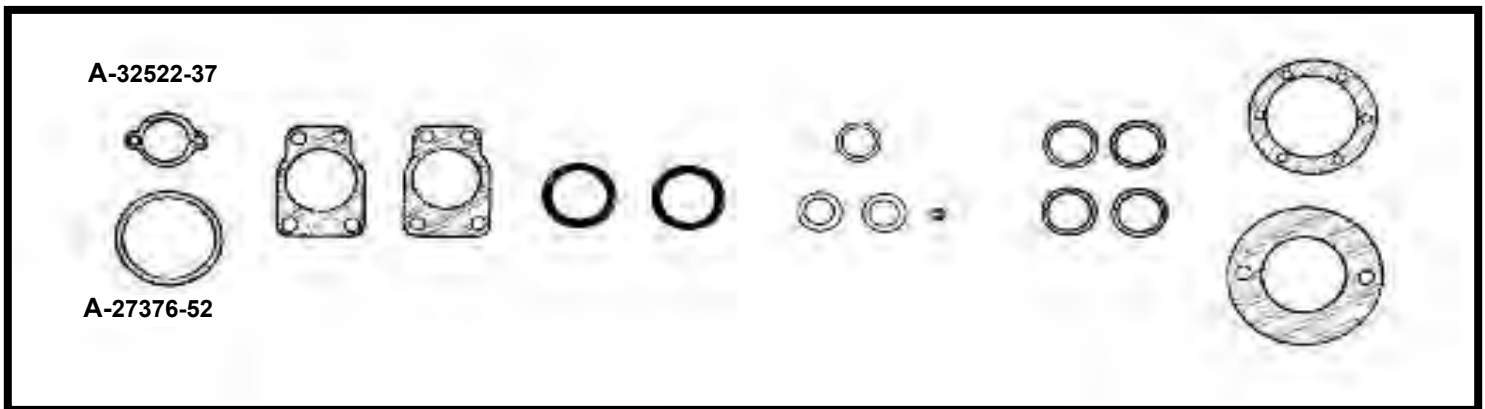
****EASTERN MOTORCYCLE PARTS****

****CYLINDER HEAD****

****K-KH MODELS****

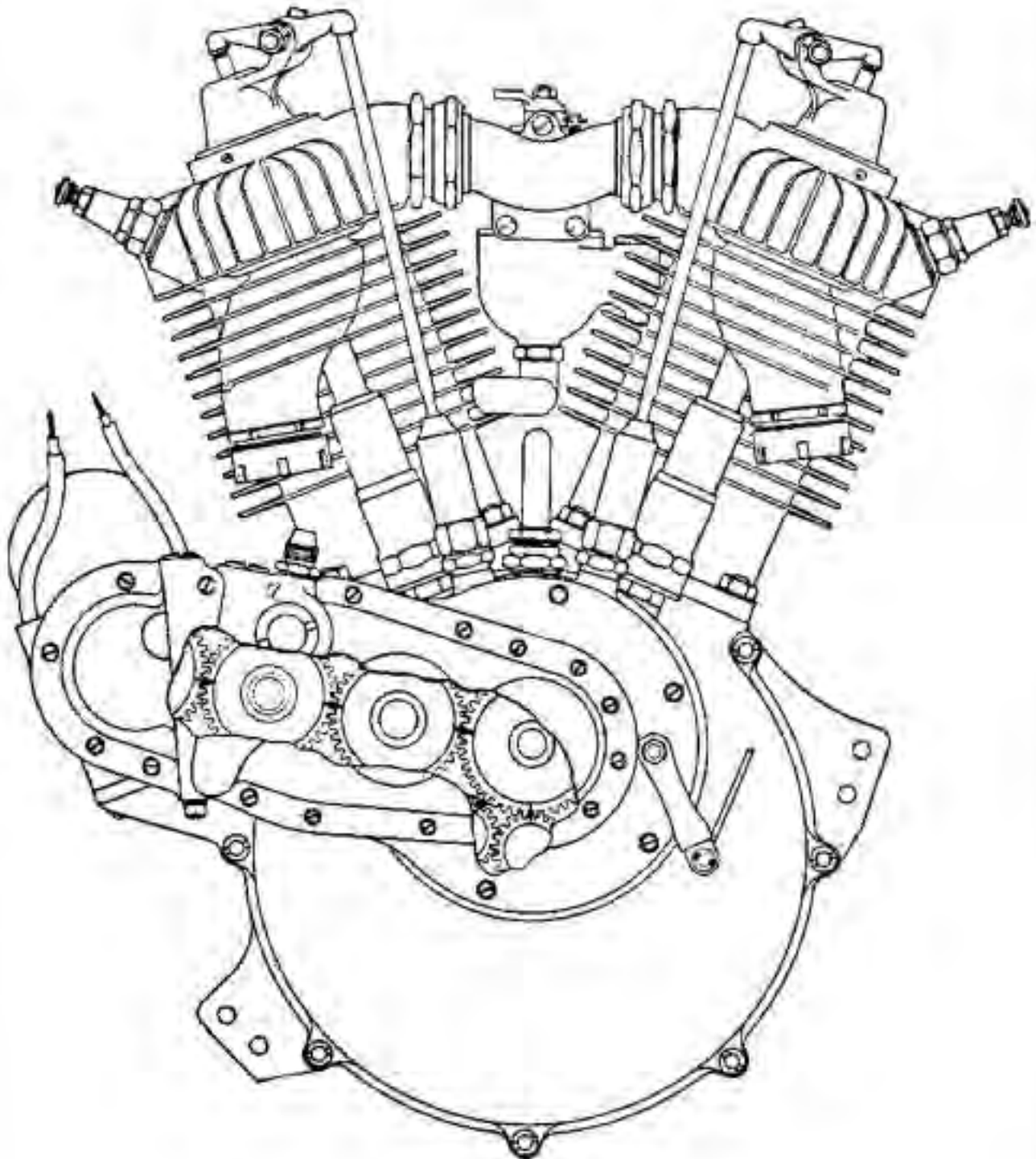
****SPORTSTER 1952-1956****

<u>DIAGRAM NUMBER</u>	<u>EASTERN NUMBER</u>	<u>REPLACES OEM</u>	<u>DESCRIPTION</u>
22	L-3-860	34952-52	pk-10 PRIMARY COVER GASKET, (.030 THICK) **JAMES** SPORT. 1952-1969
	L-3-861	34952-52A	pk-10 PRIMARY COVER GASKET, (.062 THICK) **JAMES** SPORT. 1952-1969
23	A-35150-52	35150-52	each RETAINER WITH OIL SEAL, SPORTSTER 1952-1984
24	L-3-868	35169-52	pk-10 GASKET, OIL SEAL RETAINER, SPORTSTER 1952-E/1984
25	15-0053		set-20 SPRING KIT WITH COLLARS, KEEPERS & SPACERS, SPORT. 1952-1953
	15-0058		set-16 SPRING KIT WITH COLLARS & KEEPERS, SPORTSTER 1954-1956



<u>EASTERN NUMBER</u>	<u>REPLACES OEM</u>	<u>DESCRIPTION</u>
L-3-763	27376-52	pk-10 GASKETS, CARBURETOR FLOAT BOWL, SPORTSTER 1952-1956
L-3-753	32522-37	pk-10 GASKETS, CIRCUIT BREAKER BASE, SPORTSTER 1952-1956

****EASTERN MOTORCYCLE PARTS****



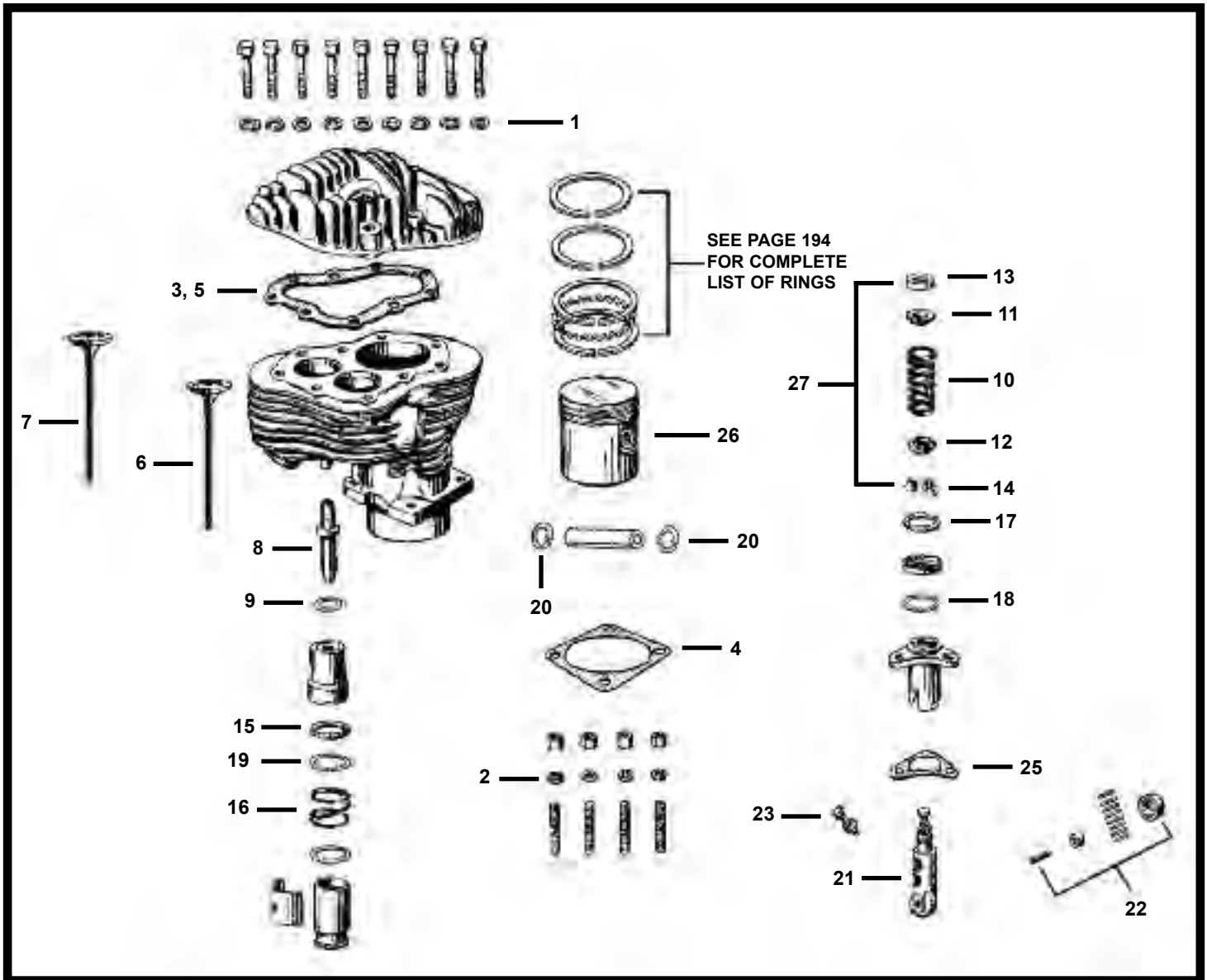
5120 HILDA ROAD* BLACKVILLE, S.C. 29817* 803-284-3304

****EASTERN MOTORCYCLE PARTS****

****CYLINDER HEAD****

****FLATHEAD 74 & 80****

****BIG TWIN 1936-1948****



<u>DIAGRAM NUMBER</u>	<u>EASTERN NUMBER</u>	<u>REPLACES OEM</u>	<u>DESCRIPTION</u>
1	A-6486	6486	pk-25 WASHER, 29/64 X 13/16 X 3/32" THICK, **ZINC PLATED**
2	36-0210	7055	pk-100 LOCK WASHER, REGULAR 7/16", **ZINC PLATED**
3	L-3-849	16769-36	pair HEAD GASKETS, **BLUE TEFLON** BIG TWIN 1936-1948
4	L-3-850	16769-36	pair HEAD GASKETS, **COPPER** BIG TWIN 1936-1948
5	L-3-963	16774-21	pk-10 GASKETS, FRONT & REAR CYLINDER BASE, BIG TWIN 1936-1948
6	L-3-308	17033-36	set TOP END SET **W/TEFLON HEAD GASKET** BIG TWIN 1936-1948
	L-3-309	17033-36	set TOP END SET **W/COPPER HEAD GASKET** BIG TWIN 1936-1948
	E-609-N	18072-37	each VALVE, **INTAKE** (NITRIDE FINISH) BIG TWIN 1936-1948
	E-609-1		each VALVE, **INTAKE** (PLAIN FINISH) (1/8" OVERSIZE) BIG TWIN 1936-1948

****CONTINUED ON NEXT PAGE****

****EASTERN MOTORCYCLE PARTS****

****CYLINDER HEAD****

****FLATHEAD 74 & 80****

****BIG TWIN 1936-1948****

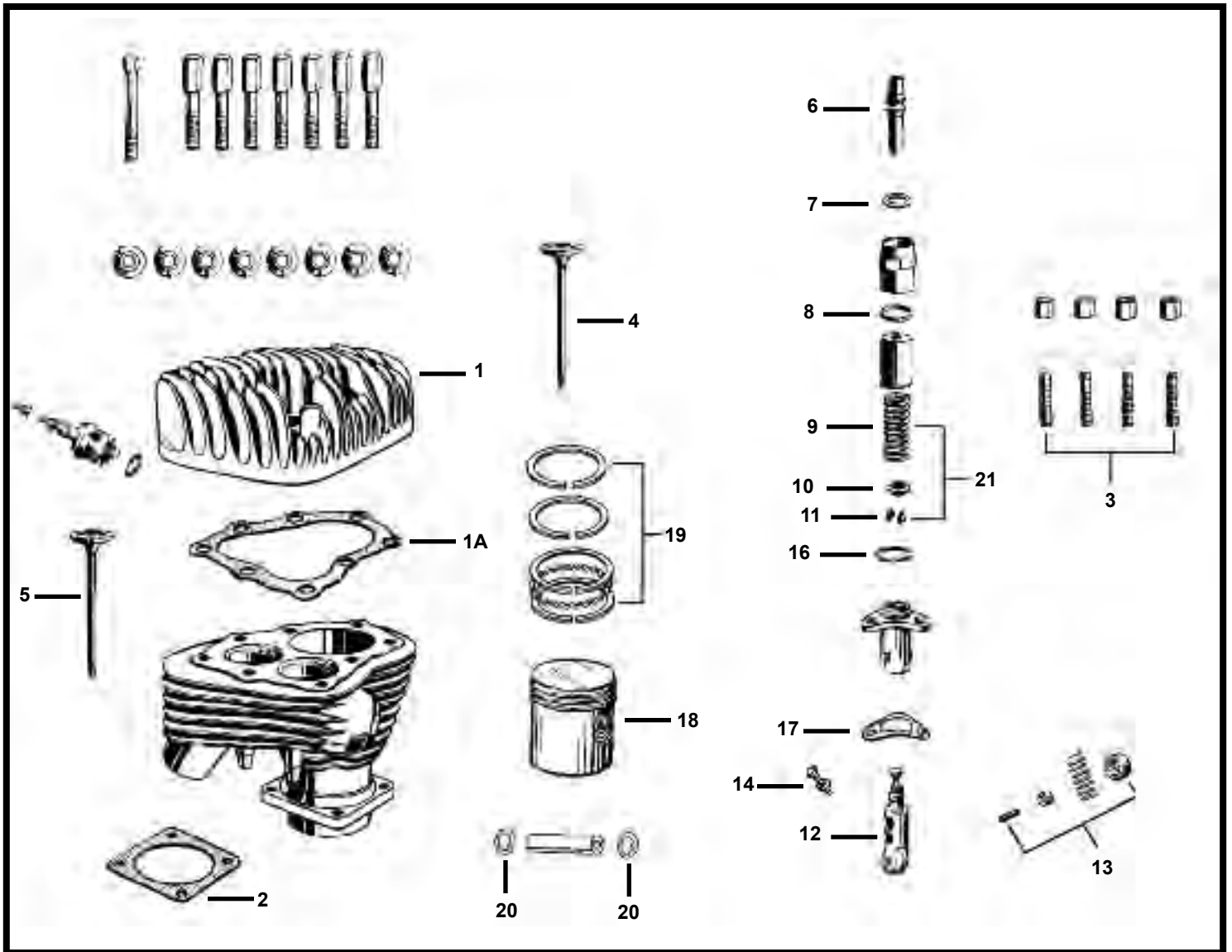
<u>DIAGRAM NUMBER</u>	<u>EASTERN NUMBER</u>	<u>REPLACES OEM</u>	<u>DESCRIPTION</u>	
7	E-619	18082-37	each VALVE, **EXHAUST** (PLAIN FINISH) BIG TWIN 1936-1948	
	E-619-N	18082-37	each VALVE, **EXHAUST** (NITRIDE FINISH) BIG TWIN 1936-1948	
	E-619-1	18082-37-1	each VALVE, **EXHAUST** (PLAIN FINISH) (1/8" OVERSIZE) BIG TWIN 1936-48	
8	E-570	18170-30	each VALVE GUIDE, (STD) INT. & EX. **I.D. FINISHED** BIG TWIN 1930-1948	
	E-571	18171-30	each VALVE GUIDE, (.001) INT. & EX. **I.D. FINISHED** BIG TWIN 1930-1948	
	E-572	18172-30	each VALVE GUIDE, (.002) INT. & EX. **I.D. FINISHED** BIG TWIN 1930-1948	
	E-574	18173-30	each VALVE GUIDE, (.004) INT. & EX. **I.D. FINISHED** BIG TWIN 1930-1948	
	E-576	18175-30	each VALVE GUIDE, (.006) INT. & EX. **I.D. FINISHED** BIG TWIN 1930-1948	
	9	L-3-562	18198-38	pk-10 GASKETS, VALVE GUIDE (BOTTOM) BIG TWIN 1936-1948
10	A-18200-30	18200-30	set-4 VALVE SPRINGS, BIG TWIN 1930-1948	
11	A-18221-30	18221-30	set-4 VALVE COLLARS, **UPPER** BIG TWIN 1930-1948	
12	A-18222-30	18222-30	set-4 VALVE COLLARS, **LOWER** BIG TWIN 1930-1948	
13	A-18223-37	18223-37	set-4 SPACERS, UPPER COLLAR, BIG TWIN 1936-1948	
14	A-18228-30	18228-30	set-4 VALVE KEEPERS, BIG TWIN 1936-1948	
15	L-3-569	18245-39	pk-10 GASKETS, UPPER CORK SEAL, BIG TWIN 1936-1948	
16	A-18247-39	18247-39	pk-10 SPRINGS, VALVE COVER, BIG TWIN 1936-1948	
17	L-3-573	18257-39	pk-10 GASKETS, LOWER CORK SEAL, BIG TWIN 1936-1948	
18	L-3-577	18259-39	pk-10 GASKETS, MIDDLE CORK SEAL, BIG TWIN 1936-1948	
19	L-3-1110	18261-30	pk-10 GASKETS, VALVE COVER **RUBBER** BIG TWIN 1936-1948	
20	A-22581-32	22581-32	pk-10 RETAINING RINGS, BIG TWIN 1936-1948	
21	A-18490-29	18490-29	each TAPPET ASSEMBLY, **STD** (.730 O.D.) BIG TWIN 1930-1948 **SOLID**	
	A-18490-78		each TAPPET ASSEMBLY, **005** (.735 O.D.) BIG TWIN 1930-1948 **SOLID**	
	A-18490-80		each TAPPET ASSEMBLY, **010** (.740 O.D.) BIG TWIN 1930-1948 **SOLID**	
22	A-18534-29A	18534-29A	pk-4 TAPPET ROLLERS, **U.S.A.** BIG TWIN 1929-1984	
	A-18534-29B		pk-4 TAPPET ROLLERS, **IMPORTED** BIG TWIN 1929-1984	
	A-18534-87	18545-29	pk-10 TAPPET ROLLER PINS, **IMPORTED** BIG TWIN 1929-1984	
23	A-18556-40	18556-40	pk-4 TAPPET SCREWS, FLATHEAD, BIG TWIN 1936-1948	
25	L-3-948	18631-30	pk-10 GASKETS, TAPPET GUIDES (FRONT & REAR) BIG TWIN 1936-1948	
26	E-834-STD	22216-37	pair PISTONS, WITH IMPORTED RINGS, (FLATHEAD 74") BIG TWIN 1936-'48	
	E-834-010	22218-37	pair PISTONS, WITH IMPORTED RINGS, (FLATHEAD 74") BIG TWIN 1936-'48	
	E-834-020	22219-37	pair PISTONS, W/HASTINGS RINGS, (FLATHEAD 74") BIG TWIN 1936-'48	
	E-834-030	22220-37	pair PISTONS, WITH IMPORTED RINGS, (FLATHEAD 74") BIG TWIN 1936-'48	
	E-834-040	22221-37	pair PISTONS, W/HASTINGS RINGS, (FLATHEAD 74") BIG TWIN 1936-'48	
	E-834-050	22222-37	pair PISTONS, WITH IMPORTED RINGS, (FLATHEAD 74") BIG TWIN 1936-'48	
	E-834-060	22223-37	pair PISTONS, WITH IMPORTED RINGS, (FLATHEAD 74") BIG TWIN 1936-'48	
	E-834-070	22224-37	pair PISTONS, WITH IMPORTED RINGS, (FLATHEAD 74") BIG TWIN 1936-'48	
	E-834-080		pair PISTONS, WITH IMPORTED RINGS, (FLATHEAD 74") BIG TWIN 1936-'48	
	E-834-090		pair PISTONS, WITH IMPORTED RINGS, (FLATHEAD 74") BIG TWIN 1936-'48	
		E-836-STD	22216-30	pair PISTONS, W/HASTINGS RINGS, (FLATHEAD 80") BIG TWIN 1936-'48
		E-836-010	22218-30	pair PISTONS, W/HASTINGS RINGS, (FLATHEAD 80") BIG TWIN 1936-'48
		E-836-020	22219-30	pair PISTONS, W/HASTINGS RINGS, (FLATHEAD 80") BIG TWIN 1936-'48
		E-836-030	22220-30	pair PISTONS, W/HASTINGS RINGS, (FLATHEAD 80") BIG TWIN 1936-'48
	E-836-040	22221-30	pair PISTONS, W/HASTINGS RINGS, (FLATHEAD 80") BIG TWIN 1936-'48	
	E-836-050	22222-30	pair PISTONS, W/HASTINGS RINGS, (FLATHEAD 80") BIG TWIN 1936-'48	
	E-836-060	22223-30	pair PISTONS, W/HASTINGS RINGS, (FLATHEAD 80") BIG TWIN 1936-'48	
	E-836-070	22224-30	pair PISTONS, W/HASTINGS RINGS, (FLATHEAD 80") BIG TWIN 1936-'48	
	E-836-080		pair PISTONS, W/HASTINGS RINGS, (FLATHEAD 80") BIG TWIN 1936-'48	
	E-836-090		pair PISTONS, WITH IMPORTED RINGS, (FLATHEAD 80") BIG TWIN 1936-'48	
27	15-0016		kit SPRING KIT, WITH COLLARS AND KEEPERS, BIG TWIN 1930-1936	
	15-0020		kit SPRING KIT, WITH COLLARS AND KEEPERS BIG TWIN 1936-1948	

****EASTERN MOTORCYCLE PARTS****

****CYLINDER HEAD****

****45 CUBIC INCH****

****FORTY-FIVE 1929-1973****



<u>DIAGRAM NUMBER</u>	<u>EASTERN NUMBER</u>	<u>REPLACES OEM</u>	<u>DESCRIPTION</u>
1	* M-4-4700	16681-39 16683-39	pair HEADS, **FRONT & REAR** (ALUMINUM) FORTY-FIVE 1940-1973
1A	L-3-847	16768-39	pk-10 HEAD GASKETS **BLUE TEFLON** FORTY-FIVE 1939-1973
	L-3-848	16768-39	pk-10 HEAD GASKETS **COPPER** FORTY-FIVE 1939-1973
2	L-3-962	16775-29	pk-10 CYLINDER BASE GASKETS, FRONT & REAR, FORTY-FIVE 1937-1973
3	A-16830-29A	16830-29A	pk-4 CYLINDER BASE STUDS, (1-13/16 LONG) FORTY-FIVE 1929-1965
4	E-606	18070-32	each VALVE **INTAKE** (PLAIN FINISH) FORTY-FIVE 1932-1973
	E-606-N	18070-32	each VALVE **INTAKE** (NITRIDE) FORTY-FIVE 1937-1973
	E-606-1-N	18070-32	each VALVE **INTAKE** (NITRIDE) (1/8' OVERSIZE) FORTY-FIVE 1937-1973

****CONTINUED ON NEXT PAGE****

5120 HILDA ROAD* BLACKVILLE, S.C. 29817* 803-284-3304

****EASTERN MOTORCYCLE PARTS****

****CYLINDER HEAD****

****45 CUBIC INCH****

****FORTY-FIVE 1929-1973****

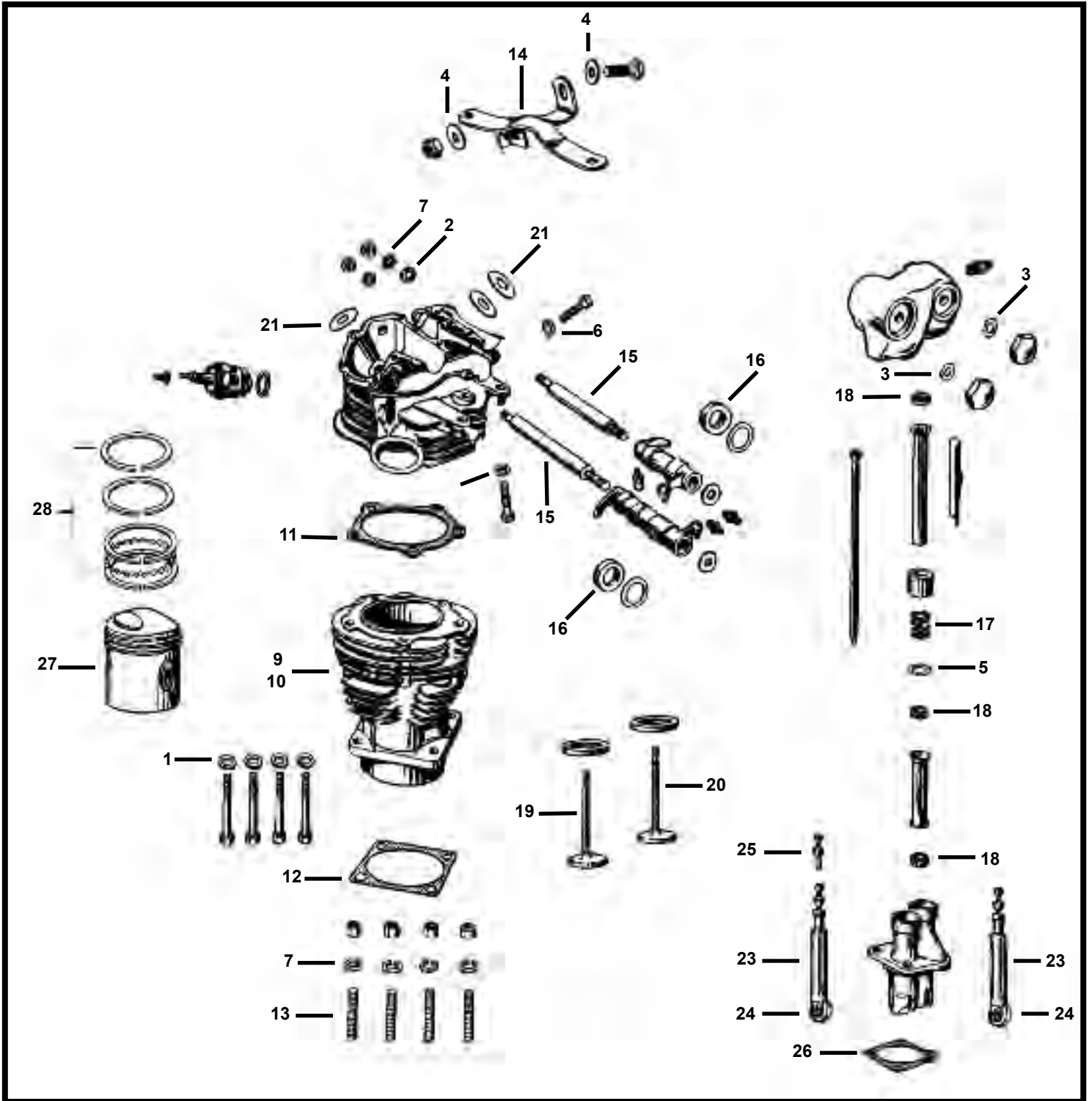
DIAGRAM NUMBER	EASTERN NUMBER	REPLACES OEM	DESCRIPTION
5	A-163-29	163-29	each VALVE **INTAKE** (NITRIDE) **1-5/8" HEAD** FORTY-FIVE 1929-1931
	A-165-29	165-29	each VALVE **EXHAUST** (NITRIDE) **1-5/8" HEAD** FORTY-FIVE 1929-1931
	E-614	18080-32	each VALVE **EXHAUST** (PLAIN FINISH) FORTY-FIVE 1937-1973
	E-614-N	18080-32	each VALVE **EXHAUST** (NITRIDE) FORTY-FIVE 1937-1973
	E-614-1-N	18080-32	each VALVE **EXHAUST** (NITRIDE) (1/8' OVERSIZE) FORTY-FIVE 1937-1973
6	E-560	18176-41	each VALVE GUIDE **STD** (INTAKE & EX.) **ID FINISHED** F/F. 1941-'73
	E-561	18179-41	each VALVE GUIDE **001** (INTAKE & EX.) **ID FINISHED** F/F. 1941-'73
	E-562	18180-41	each VALVE GUIDE **002** (INTAKE & EX.) **ID FINISHED** F/F. 1941-'73
	E-564	18178-41	each VALVE GUIDE **004** (INTAKE & EX.) **ID FINISHED** F/F. 1941-'73
	E-566		each VALVE GUIDE **006** (INTAKE & EX.) **ID FINISHED** F/F. 1941-'73
7	L-3-562	18198-38	pk-10 VALVE GUIDE GASKET **BOTTOM** FORTY-FIVE 1938-1973
8	L-3-1106	18260-29	pk-10 VALVE COVER GASKET **RUBBER** FORTY-FIVE 1929-1973
9	A-18201-41	18201-41	set-4 VALVE SPRINGS, FORTY-FIVE 1941-1973
10	A-18220-30	18220-30	set-4 VALVE SPRING COLLAR **LOWER** FORTY-FIVE 1932-1973
11	A-18228-30	18228-30	set-4 VALVE STEM KEEPERS, FORTY-FIVE 1932-1973
12	A-18490-29	18490-29	each TAPPET ASSEMBLY **STD** FORTY-FIVE 1929-1973
	A-18490-78		each TAPPET ASSEMBLY **005** FORTY-FIVE 1929-1973
	A-18490-80		each TAPPET ASSEMBLY **010** FORTY-FIVE 1929-1973
13	A-18534-29A	18534-29A	pk-4 TAPPET ROLLERS, WITH PINS **USA** FORTY-FIVE 1929-1973
	A-18534-29B		pk-4 TAPPET ROLLERS, WITH PINS **IMPORTED** FORTY-FIVE 1929-1973
14	A-18556-40	18556-40	pk-4 TAPPET SCREWS. FORTY-FIVE 1940-1973
	A-18570-78		pk-10 TAPPET NUTS (FLAT) FORTY-FIVE 1929-1973
16	L-3-1006	18630-26	pk-10 GASKET, VALVE SPRING COVER **LOWER** FORTY-FIVE 1929-1973
17	L-3-948	18631-30	pk-10 TAPPET GUIDE GASKETS **FRONT AND REAR** FORTY-FIVE 1929-1973
18	E-825-STD	22251-29A	pair PISTONS, W/HASTINGS RINGS (6 TO 1 COMP.) FORTY-FIVE 1929-'73
	E-825-010	22253-29A	pair PISTONS, W/HASTINGS RINGS (6 TO 1 COMP.) FORTY-FIVE 1929-1973
	E-825-020	22254-29A	pair PISTONS, W/HASTINGS RINGS (6 TO 1 COMP.) FORTY-FIVE 1929-1973
	E-825-030	22255-29A	pair PISTONS, W/HASTINGS RINGS (6 TO 1 COMP.) FORTY-FIVE 1929-1973
	E-825-040	22256-29A	pair PISTONS, W/HASTINGS RINGS (6 TO 1 COMP.) FORTY-FIVE 1929-1973
	E-825-050	22257-29A	pair PISTONS, W/HASTINGS RINGS (6 TO 1 COMP.) FORTY-FIVE 1929-1973
	E-825-060	22258-29A	pair PISTONS, W/HASTINGS RINGS (6 TO 1 COMP.) FORTY-FIVE 1929-1973
	E-825-070	22259-29A	pair PISTONS, W/HASTINGS RINGS (6 TO 1 COMP.) FORTY-FIVE 1929-1973
	E-825-080		pair PISTONS, W/HASTINGS RINGS (6 TO 1 COMP.) FORTY-FIVE 1929-1973
	E-825-090		pair PISTONS, WITH IMPORTED RINGS (6 TO 1 COMP.) FORTY-FIVE 1929-'73
19	H-4244-STD	22355-38	set-2 PISTON RINGS **HASTINGS** (1-PIECE OIL RING) FORTY-FIVE 1937-'52
	H-4244-010	22357-38	set-2 PISTON RINGS **HASTINGS** (1-PIECE OIL RING) FORTY-FIVE 1937-'52
	H-4244-020	22358-38	set-2 PISTON RINGS **HASTINGS** (1-PIECE OIL RING) FORTY-FIVE 1937-'52
	H-4244-030	22359-38	set-2 PISTON RINGS **HASTINGS** (1-PIECE OIL RING) FORTY-FIVE 1937-'52
	H-4244-040	22360-38	set-2 PISTON RINGS **HASTINGS** (1-PIECE OIL RING) FORTY-FIVE 1937-'52
	H-4244-050	22361-38	set-2 PISTON RINGS **HASTINGS** (1-PIECE OIL RING) FORTY-FIVE 1937-'52
	H-4244-060	22362-38	set-2 PISTON RINGS **HASTINGS** (1-PIECE OIL RING) FORTY-FIVE 1937-'52
	H-4244-070	22363-38	set-2 PISTON RINGS **HASTINGS** (1-PIECE OIL RING) FORTY-FIVE 1937-'52
	H-4244-080		set-2 PISTON RINGS **HASTINGS** (1-PIECE OIL RING) FORTY-FIVE 1937-'52
	H-4244-090		set-2 PISTON RINGS **IMPORTED** (1-PIECE OIL RING) FORTY-FIVE 1937-'52
20	A-22581-32	22581-32	pk-10 PISTON PIN RETAINING RING, FORTY-FIVE 1932-1973
21	15-0010		set-12 SPRING KIT WITH COLLARS & KEEPERS, FORTY-FIVE 1932-1940
	15-0013		set-12 SPRING KIT WITH COLLARS & KEEPERS, FORTY-FIVE 1941-1973

EASTERN MOTORCYCLE PARTS

CYLINDER HEAD

KNUCKLEHEAD 61" & 74"*

BIG TWIN 1936-1947



CONTINUED ON NEXT PAGE

5120 HILDA ROAD BLACKVILLE, S.C. 29817* 803-284-3304*

Pg 18

****EASTERN MOTORCYCLE PARTS****

****CYLINDER HEAD****

****KNUCKLEHEAD 61" & 74"*****

****BIG TWIN 1936-1947****

DIAGRAM NUMBER	EASTERN NUMBER	REPLACES OEM	DESCRIPTION
1	C-3017-100	6469	pk-100 FLAT WASHERS, **CHROME** BIG TWIN 1946-1947
2	A-6473	6473	pk-25 WASHER **29/64 X 51/64 X 1/16" THICK** (ZINC PLATED)
3	A-6475	6475	pk-25 WASHER **7/16 X 13/16 X 1/16" THICK** (BRASS) BIG TWIN 1936-1947
4	A-6520	6520	pk-25 WASHER **29/64 X 1-1/8 X 3/32" THICK** (ZINC PLATED)
5	A-6762B	6762B	pk-10 WASHER, PUSHROD TUBE **.030 THICK** BIG TWIN 1936-PRESENT
6	36-0234	7045	pk-100 LOCK WASHERS, **HI-COLLAR 3/8" ** (ZINC PLATED)
7	36-0210	7055	pk-100 LOCK WASHERS, **REGULAR 7/16" ** (ZINC PLATED)
8	35-0546	7825	pk-10 NYLOCK NUT, **7/16-20 THREAD** (CADMIUM PLATED)
9	M-4-4596	16483-36	each CYLINDER ONLY (FRONT) **61" KNUCKLEHEAD** BIG TWIN 1936-1947
	M-4-4597	16490-36	each CYLINDER ONLY (REAR) **61" KNUCKLEHEAD** BIG TWIN 1936-1947
	M-4-4598		pair CYLINDER ONLY (F & R) **61" KNUCKLEHEAD** BIG TWIN 1936-1947
10	M-4-4567	16483-41	each CYLINDER ONLY (FRONT) **74" KNUCKLEHEAD** BIG TWIN 1941-1947
	M-4-4568	16492-41	each CYLINDER ONLY (REAR) **74" KNUCKLEHEAD** BIG TWIN 1941-1947
	M-4-4569		pair CYLINDER ONLY (F & R) **74" KNUCKLEHEAD** BIG TWIN 1941-1947
11	L-3-675	16770-36	pair HEAD GASKETS **FIRE-RING** (1/16" THICK) BIG TWIN 1936-1947
	L-3-851	16770-36	pair HEAD GASKETS **BLUE TEFLON** BIG TWIN 1936-1947
	L-3-852	16770-36	pair HEAD GASKETS **COPPER** BIG TWIN 1936-1947
12	L-3-963	16774-21	pk-10 CYLINDER BASE GASKETS, FRONT AND REAR, BIG TWIN 1936-1947
13	* 40-0150	16831-30	pk-4 CYLINDER BASE STUDS **2-1/16" LONG** BIG TWIN 1930-1977 **U.S.A**
14	K-2-880	16853-48	each TOP MOTOR MOUNT **CHROME** BIG TWIN 1936-1947
15	A-17435-39	17435-39	each ROCKER ARM SHAFT (FRONT INTAKE) BIG TWIN 1936-1947
	A-17438-39	17438-39	each ROCKER ARM SHAFT (REAR INTAKE) BIG TWIN 1936-1947
	A-17441-39	17441-39	each ROCKER ARM SHAFT (FRONT EXHAUST) BIG TWIN 1936-1947
	A-17444-39	17444-39	each ROCKER ARM SHAFT (REAR EXHAUST) BIG TWIN 1936-1947
	A-17445-SET		set-4 ROCKER ARM SHAFTS (F&R INTAKE, F&R EXHAUST) BIG TWIN 1936-'47 SET INCLUDES: (1) 17435-39, (1) 17438-39, (1) 17441-39, (1) 17444-39
	40-0170		set-4 ROCKER ARM SHAFTS (.005 OVERSIZE) BIG TWIN 1936-1947
	40-0180		set-4 ROCKER ARM SHAFTS (.010 OVERSIZE) BIG TWIN 1936-1947
16	A-17475-38	17475-38	pk-4 ROCKER ARM OIL SEALS, (LATHE CUT) BIG TWIN 1936-1947
	A-17475-38B	17475-38	pk-4 ROCKER ARM OIL SEALS, (OEM STYLE) BIG TWIN 1936-1947
17	A-17947-36	17947-36	pk-10 SPRINGS, PUSHROD COVER BIG TWIN 1936-PRESENT
18	L-3-805	17955-36	pk-25 PUSHROD CORKS **UPPER** BIG TWIN 1936-1979
19	E-600	18071-36	each VALVE **INTAKE** (PLAIN FINISH) BIG TWIN 1936-1947
	E-600-N	18071-36	each VALVE **INTAKE** (NITRIDE FINISH) BIG TWIN 1936-1947
	E-600-1		each VALVE **INTAKE** (PLAIN FINISH) **1/8 OVERSIZE** BIG TWIN 1936-1947
	E-600-1-N		each VALVE **INTAKE** (NITRIDE) **1/8 OVERSIZE** BIG TWIN 1936-1947
20	E-610	18081-36	each VALVE **EXHAUST** (PLAIN FINISH) BIG TWIN 1936-1947
	E-610-N	18081-36	each VALVE **EXHAUST** (NITRIDE FINISH) BIG TWIN 1936-1947
	E-610-1		each VALVE **EXHAUST** (PLAIN FINISH) **1/8 OVERSIZE** BIG TWIN 1936-'47
	E-610-1-N		each VALVE **EXHAUST** (NITRIDE) **1/8 OVERSIZE** BIG TWIN 1936-1947
21	L-3-565	18265-37	pk-10 VALVE GUIDE GASKET **BOTTOM** BIG TWIN 1936-1947
22	A-18491-36	18491-36	each TAPPET ASSEMBLY, INTAKE (STD) BIG TWIN 1936-1947
	A-18491-78		each TAPPET ASSEMBLY, INTAKE (.005) BIG TWIN 1936-1947
	A-18491-93		each TAPPET ASSEMBLY, INTAKE (.010) BIG TWIN 1936-1947
23	A-18493-36		each TAPPET ASSEMBLY, EXHAUST (STD) BIG TWIN 1936-1947
	A-18493-78		each TAPPET ASSEMBLY, EXHAUST (.005) BIG TWIN 1936-1947
	A-18493-93		each TAPPET ASSEMBLY, EXHAUST (.010) BIG TWIN 1936-1947
24	A-18534-29A	18534-29A	set-4 TAPPET ROLLERS, WITH PINS **USA** BIG TWIN 1929-1984
	A-18534-29B		set-4 TAPPET ROLLERS, WITH PINS **IMPORTED** BIG TWIN 1929-1984
	A-18534-87	18545-29	pk-10 TAPPET ROLLER PINS, BIG TWIN 1929-1984

****CONTINUED ON NEXT PAGE****

5120 HILDA ROAD* BLACKVILLE, S.C. 29817* 803-284-3304

Pg 19

****EASTERN MOTORCYCLE PARTS****

****CYLINDER HEAD****

****KNUCKLEHEAD 61" & 74"****

****BIG TWIN 1936-1947****

<u>DIAGRAM NUMBER</u>	<u>EASTERN NUMBER</u>	<u>REPLACES OEM</u>	<u>DESCRIPTION</u>
25	A-18555-36	18555-36	set-4 TAPPET SCREWS, BIG TWIN 1936-1984
	A-18570-38	18570-38	pk-10 TAPPET NUTS, BIG TWIN 1936-1984
26	L-3-949	18632-36	pk-10 TAPPET GUIDE GASKETS (FRONT AND REAR) BIG TWIN 1936-1947
27	E-826-STD	22141-48	pair PISTON WITH HASTINGS RINGS **61" 7-1/2 TO 1 COMP.** B/T 1936-1947
	E-826-010	22143-48	pair PISTON WITH HASTINGS RINGS **61" 7-1/2 TO 1 COMP.** B/T 1936-1947
	E-826-020	22144-48	pair PISTON WITH HASTINGS RINGS **61" 7-1/2 TO 1 COMP.** B/T 1936-1947
	E-826-030	22145-48	pair PISTON WITH HASTINGS RINGS **61" 7-1/2 TO 1 COMP.** B/T 1936-1947
	E-826-040	22146-48	pair PISTON WITH HASTINGS RINGS **61" 7-1/2 TO 1 COMP.** B/T 1936-1947
	E-826-050	22147-48	pair PISTON WITH HASTINGS RINGS **61" 7-1/2 TO 1 COMP.** B/T 1936-1947
	E-826-060	22148-48	pair PISTON WITH HASTINGS RINGS **61" 7-1/2 TO 1 COMP.** B/T 1936-1947
	E-826-070	22149-48	pair PISTON WITH HASTINGS RINGS **61" 7-1/2 TO 1 COMP.** B/T 1936-1947
	E-826-080		pair PISTON WITH IMPORTED RINGS **61" 7-1/2 TO 1 COMP.** B/T 1936-1947
28	H-7024-STD	22325-36	set-2 PISTON RINGS, HASTINGS **61" 7-1/2 TO 1 COMP.** BIG TWIN 1936-'47
	H-7024-010	22327-36	set-2 PISTON RINGS, HASTINGS **61" 7-1/2 TO 1 COMP.** BIG TWIN 1936-'47
	H-7024-020	22328-36	set-2 PISTON RINGS, HASTINGS **61" 7-1/2 TO 1 COMP.** BIG TWIN 1936-'47
	H-7024-030	22329-36	set-2 PISTON RINGS, HASTINGS **61" 7-1/2 TO 1 COMP.** BIG TWIN 1936-'47
	H-7024-040	22330-36	set-2 PISTON RINGS, HASTINGS **61" 7-1/2 TO 1 COMP.** BIG TWIN 1936-'47
	H-7024-050	22331-36	set-2 PISTON RINGS, HASTINGS **61" 7-1/2 TO 1 COMP.** BIG TWIN 1936-'47
	H-7024-060	22332-36	set-2 PISTON RINGS, HASTINGS **61" 7-1/2 TO 1 COMP.** BIG TWIN 1936-'47
	H-7024-070	22333-36	set-2 PISTON RINGS, HASTINGS **61" 7-1/2 TO 1 COMP.** BIG TWIN 1936-'47
H-7024-080		set-2 PISTON RINGS, IMPORTED **61" 7-1/2 TO 1 COMP.** BIG TWIN 1936-'47	



****EASTERN MOTORCYCLE PARTS****



5120 HILDA ROAD* BLACKVILLE, S.C. 29817* 803-284-3304

EASTERN MOTORCYCLE PARTS

CYLINDER HEAD

PANHEAD

BIG TWIN 1948-1965

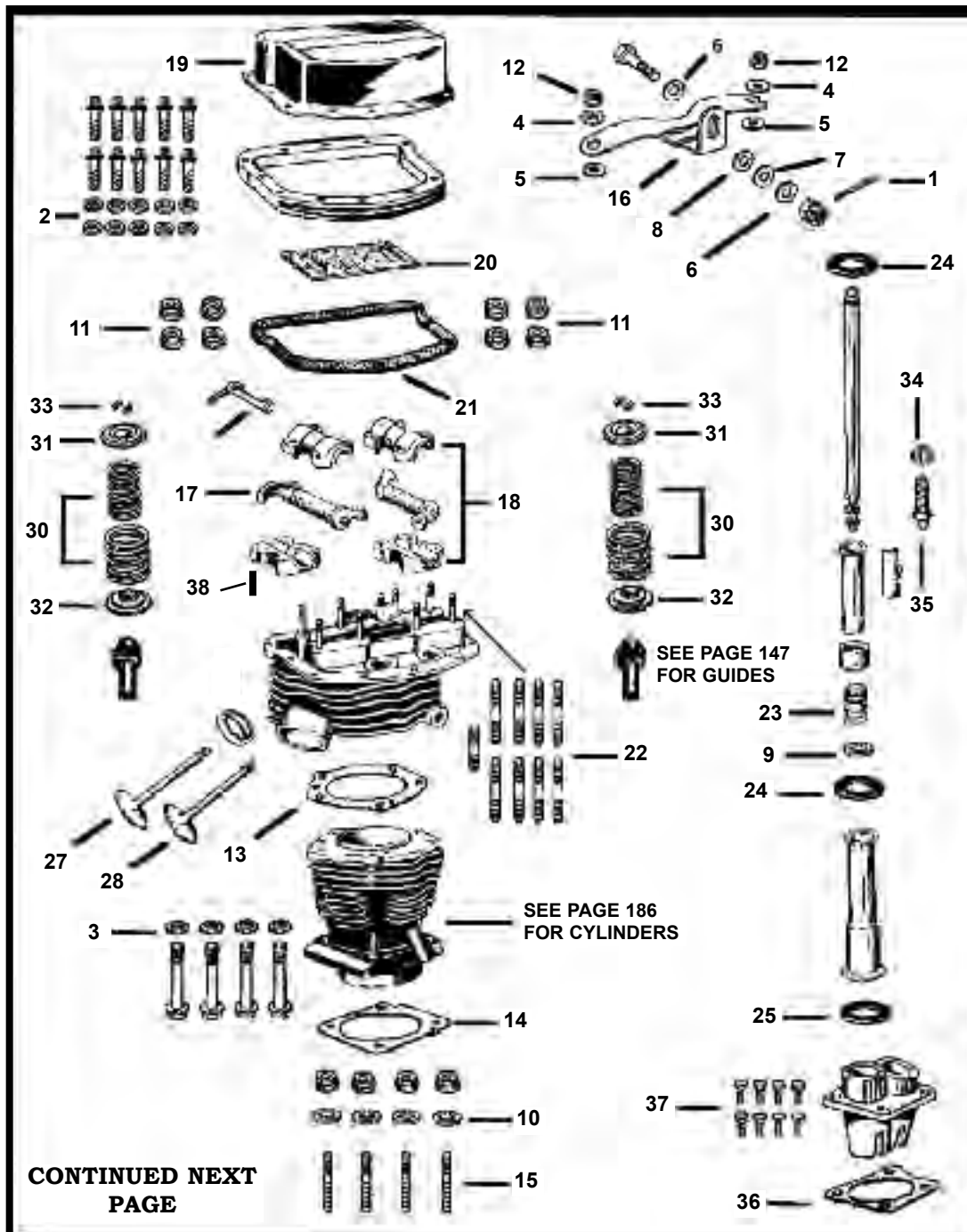


DIAGRAM NUMBER

EASTERN NUMBER

REPLACES OEM

DESCRIPTION

DIAGRAM NUMBER	EASTERN NUMBER	REPLACES OEM	DESCRIPTION
1	35-0135	534	pk-100 COTTER PINS, 3/32 X 1" LONG, **ZINC PLATED**
2	A-6150W	6150W	pk-25 WASHER, #-10 X 3/8 X 1/16 THICK, **ZINC PLATED**
3	A-6469HW	6469HW	pk-25 WASHER, 7/16 X 3/4 X 1/8 THICK, **ZINC PLATED**
4	A-6495HW	6495HW	pk-25 WASHER, 7/16 X 15/16 X 1/8 THICK, **ZINC PLATED**

5120 HILDA ROAD BLACKVILLE, S.C. 29817* 803-284-3304*

****EASTERN MOTORCYCLE PARTS****

****CYLINDER HEAD****

****PANHEAD****

****BIG TWIN 1948-1965****

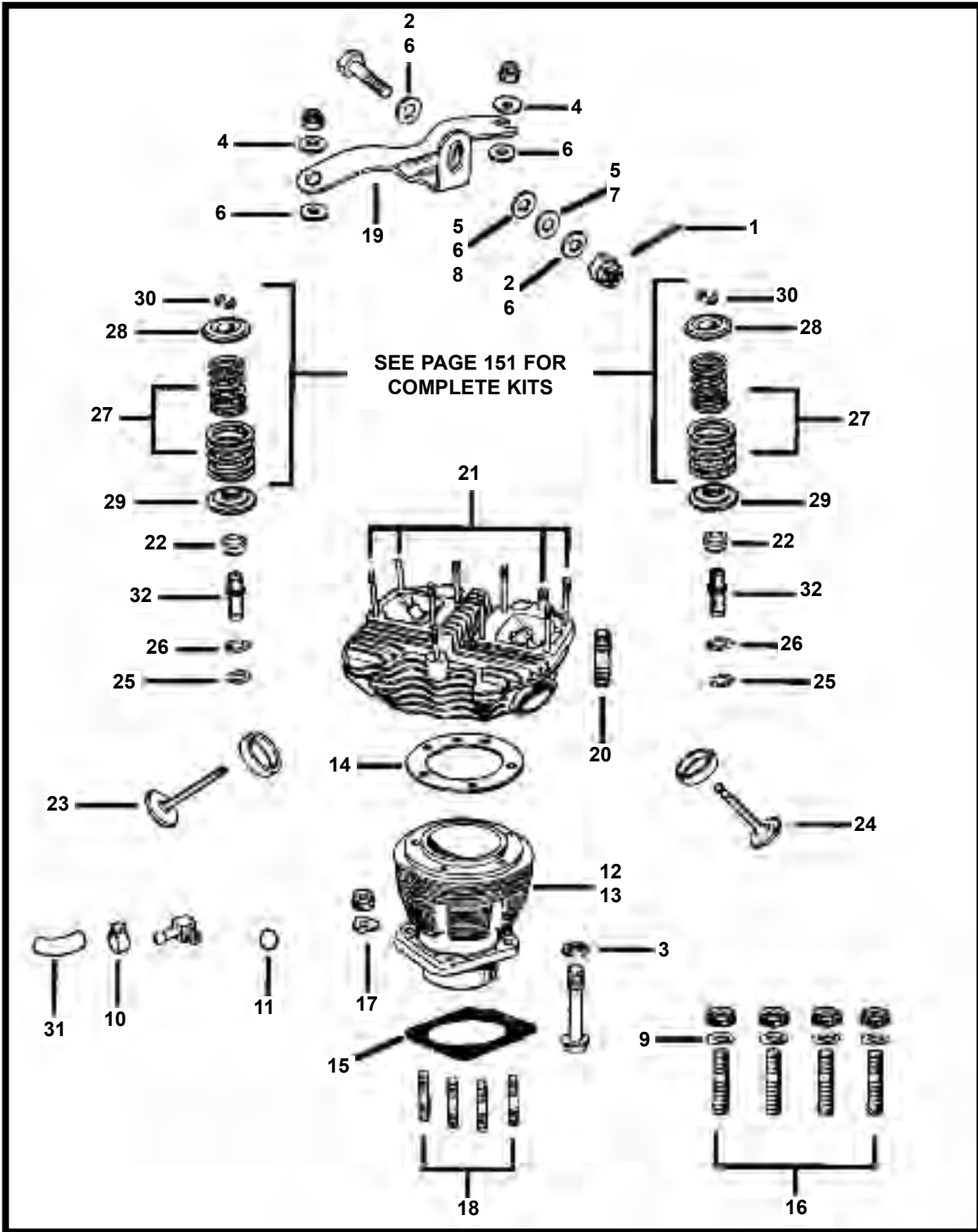
DIAGRAM NUMBER	EASTERN NUMBER	REPLACES OEM	DESCRIPTION
5	A-6516HW	6516HW	pk-25 WASHER, 7/16 X 1-1/8 X 1/8 THICK, **ZINC PLATED**
6	A-6521W	6521W	pk-25 WASHER, 7/16 X 1-1/8 X 1/8 THICK, **ZINC PLATED**
7	A-6522HB	6522HB	pk-25 WASHER, 29/64 X 1-1/8 X 5/32 THICK, **ZINC PLATED**
8	A-6524W	6524W	pk-25 WASHER, 29/64 X 1-1/8 X 1/64 THICK, **ZINC PLATED**
9	A-6762B	6762B	pk-10 WASHER, PUSH ROD TUBES, **0.030 THICK** BIG TWIN 1936-PRES.
10	36-0210	7039	pk-10 LOCK-WASHER, **REGULAR 7/16** , **ZINC PLATED**
11	A-7727	7727	pk-10 NUT, FLEX-LOCK, **5/16-24, 1/2" HEX** BIG TWIN 1948-1965
12	35-0546	7825	pk-10 NYLOCK NUT, **7/16-20, 5/8" HEX** (CADMIUM) BIG TWIN
13	L-3-677	16770-48	pair HEAD GASKETS, **WITH FIRE RING** (1/16" THICK) B/T 1948-1965
	L-3-840	16770-48	pair HEAD GASKETS, **BLUE TEFLON** BIG TWIN 1948-1965
	L-3-840A	16770-48	pair HEAD GASKETS, **COPPER, ROUND** (.040) BIG TWIN 1948-1965
	L-3-840B	16770-48	pair HEAD GASKETS, **COPPER, OEM STYLE** (.021) BIG TWIN 1948-1965
14	L-3-952	16776-48	pk-10 GASKETS, FRONT CYLINDER BASE, BIG TWIN 1948-1962
	L-3-954	16776-63	pk-10 GASKETS, FRONT CYLINDER BASE, BIG TWIN 1963-1984
	L-3-953	16777-48	pk-10 GASKETS, REAR CYLINDER BASE, BIG TWIN 1948-1962
	L-3-955	16777-63	pk-10 GASKETS, REAR CYLINDER BASE, BIG TWIN 1963-1984
15	* 40-0150	16831-30	pk-4 STUDS, CYLINDER BASE, **2-1/6" LONG** BIG TWIN 1930-'77 *U.S.A*
16	V-13-111	16853-48	each MOTOR MOUNT, WITH KEY SWITCH HOLE, **CHROME** B/T 1948-'84
17	M-4-4580	17360-48	each ROCKER ARM (ONLY) **REAR-EXH., FRONT-INTAKE** B/T 1948-1965
	M-4-4582	17375-48	each ROCKER ARM (ONLY) **FRONT-EXH., REAR-INTAKE** B/T 1948-1965
18	M-4-4585		each ROCKER ARM, WITH BLOCKS **REAR-EX, FRONT-IN** B/T 1948-1965
	M-4-4587		each ROCKER ARM, WITH BLOCKS **FRONT-EX, REAR-IN** B/T 1948-1965
19	K-2-765	17500-48A	pair ROCKER COVERS, **CHROME** BIG TWIN 1948-1965
20	L-3-947	17507-48	pk-10 ROCKER ARM PAD, (FELT) BIG TWIN 1948-1965
21	L-3-944	17541-48	pk-10 GASKETS, ROCKER COVER, (THICK) BIG TWIN 1948-1965
22	A-17647-48	17647-48	set-8 STUDS, ROCKER ARM LOWER BLOCKS, BIG TWIN 1948-1965
23	A-17947-36	17947-36	pk-10 SPRING, PUSH ROD COVER, BIG TWIN 1936-1984
24	L-3-805	17955-36	pk-25 PUSH ROD CORKS, **UPPER** (SMALL) BIG TWIN 1936-1979
25	L-3-806	17955-48	pk-25 PUSH ROD CORKS, **LOWER** (LARGE) BIG TWIN 1948-1979
27	E-601	18071-48	each VALVE, **INTAKE** (PLAIN FINISH) (1/8" O/S) BIG TWIN 1948-1965
	E-601-N	18071-48	each VALVE, **INTAKE** (NITRIDE FINISH) (1/8" O/S) BIG TWIN 1948-1965
	E-601-SS	18071-48	each VALVE, **INTAKE** (STAINLESS) (1/8" O/S) BIG TWIN 1948-1965
	E-602	18071-48	each VALVE, **INTAKE** (PLAIN FINISH) BIG TWIN 1948-1965
	E-602-C		each VALVE, **INTAKE** (HARD CHROME) BIG TWIN 1948-1965
	E-602-N		each VALVE, **INTAKE** (NITRIDE FINISH) BIG TWIN 1948-1965
	E-602-SS		each VALVE, **INTAKE** (STAINLESS) BIG TWIN 1948-1965
28	E-612	18082-57A	each VALVE, **EXHAUST** (PLAIN FINISH) BIG TWIN 1948-1984
	E-612-C	18089-80	each VALVE, **EXHAUST** (HARD CHROME) BIG TWIN 1948-1984
	E-612-N	18086-80	each VALVE, **EXHAUST** (NITRIDE FINISH) BIG TWIN 1948-1984
	E-612-1-N	18082-57-1	each VALVE, **EXHAUST** (NITRIDE FINISH) (1-1/8 O/S) BIG TWIN 1948-'84
	E-612-SS		each VALVE, **EXHAUST** (STAINLESS) BIG TWIN 1948-1984
30	A-18201-57B	18201-57B 18204-36A	set-8 VALVE SPRINGS, **INNER & OUTER** BIG TWIN 1948-1984
31	A-18221-36	18221-36	pk-4 VALVE SPRING COLLAR, **UPPER** BIG TWIN 1936-1981
32	A-18222-48	18222-48	pk-4 VALVE SPRING COLLAR, **LOWER** BIG TWIN 1948-1979
33	A-18228-36	18228-36	set-4 VALVE STEM KEEPERS, BIG TWIN 1937-1984
34	A-18556-57	18556-57	pk-4 TAPPET SCREWS, **PUSH ROD** BIG TWIN 1957-1984
35	A-18570-38	18570-38	pk-10 TAPPET NUTS, **OEM TAPPETS** BIG TWIN 1936-1984
36	L-3-951	18633-48B	pk-10 GASKETS, REAR TAPPET GUIDE, BIG TWIN 1948-1999
	L-3-950	18634-48B	pk-10 GASKETS, FRONT TAPPET GUIDE, BIG TWIN 1948-1999
37	A-18660-53	18660-53	set-8 SCREWS, LIFTER BASE, **1/4-24 THREAD** BIG TWIN 1953-1975
38	* 41-0148		set-8 DOWEL PINS, ROCKER ARM BLOCKS, *.1875 X .495 LONG* B/T 48-65

EASTERN MOTORCYCLE PARTS

CYLINDER HEAD

SHOVELHEAD

BIG TWIN 1966-1984



CONTINUED NEXT PAGE

5120 HILDA ROAD BLACKVILLE, S.C. 29817* 803-284-3304*

Pg 23

****EASTERN MOTORCYCLE PARTS****

****CYLINDER HEAD****

****SHOVELHEAD****

****BIG TWIN 1966-1984****

<u>DIAGRAM NUMBER</u>	<u>EASTERN NUMBER</u>	<u>REPLACES OEM</u>	<u>DESCRIPTION</u>
1	35-0135	534	pk-100 COTTER PINS, 3/32 X 1" LONG, **ZINC PLATED**
2	A-6416	6416	pk-25 WASHER, 3/8 X 1" X 5/64 THICK, **ZINC PLATED**
3	A-6469HW	6469HW	pk-25 WASHER, 7/16 X 3/4 X 1/8 THICK, **ZINC PLATED**
4	A-6495HW	6495HW	pk-25 WASHER, 7/16 X 15/16 X 1/8 THICK, **ZINC PLATED**
5	A-6497HW	6497HW	pk-25 WASHER, 7/16 X 1-1/8 X 3/64 THICK, **ZINC PLATED**
6	A-6516HW	6516HW	pk-25 WASHER, 7/16 X 1-1/8 X 1/8 THICK, **ZINC PLATED**
	A-6521W	6521W	pk-25 WASHER, 7/16 X 1-1/8 X 1/8 THICK, **ZINC PLATED**
7	A-6522HB	6522HB	pk-25 WASHER, 29/64 X 1-1/8 X 5/32 THICK, **ZINC PLATED**
8	A-6524W	6524W	pk-25 WASHER, 29/64 X 1-1/8 X 1/64 THICK, **ZINC PLATED**
9	36-0210	7039	pk-100 LOCK-WASHER, **REGULAR 7/16** , **ZINC PLATED**
10	A-10014	10014	pk-25 HOSE CLAMP, **OIL AND GAS LINES** , (17/32 I.D.)
11	A-11101	11101	pk-10 O-RING, ROCKER ARM SHAFT, B/T 1966-1984, SPORT. 1957-1985
	A-11101-X	11101	pk-10 O-RING, ROCKER ARM SHAFT **OVERSIZE** BIG TWIN 1966-1984, SPORTSTER 1957-1985
12	M-4-4547	16485-66B	each CYLINDER, (FRONT), **NO PISTON** (1200 C/C), BIG TWIN 1966-1978
	M-4-4548	16492-66B	each CYLINDER, (REAR), **NO PISTON** (1200 C/C), BIG TWIN 1966-1978
	M-4-4549		pair CYLINDERS, (FRONT & REAR), **NO PISTON** BIG TWIN 1966-1978
13	M-4-4550	16494-78	each CYLINDER, (FRONT), **NO PISTON** (1340 C/C), BIG TWIN 1978-1984
	M-4-4551	16495-78	each CYLINDER, (REAR), **NO PISTON** (1340 C/C), BIG TWIN 1978-1984
	M-4-4552		pair CYLINDERS, (FRONT & REAR), **NO PISTON** BIG TWIN 1978-1984
14	L-3-841	16770-66B	pair HEAD GASKET, **BLUE TEFLON** BIG TWIN 1966-1984
	L-3-679	16770-66B	pair HEAD GASKET, **WITH FIRE RING** (1/16 THICK), BIG TWIN 1966-'84
	L-3-841A	16770-66B	pair HEAD GASKET, **GRAPHITE** BIG TWIN 1966-1984
	L-3-841C	16770-66C	pair HEAD GASKET, **SOLID COPPER** (.031 THICK) BIG TWIN 1966-1984
15	L-3-954	16776-63	pk-10 GASKET, CYLINDER BASE, (FRONT), BIG TWIN 1963-1984
	L-3-955	16777-63	pk-10 GASKET, CYLINDER BASE, (REAR), BIG TWIN 1963-1984
16	* 40-0150	16831-30	pk-4 STUDS, CYLINDER BASE, (2-1/16" LONG), BIG TWIN 1930-'77 *U.S.A*
17	A-16836-78	16836-78	pk-8 SPACERS, CYLINDER BASE, **BLACK OX** BIG TWIN 1978-1984
	A-16836-78C	16836-78	pk-8 SPACERS, CYLINDER BASE, **CHROME** BIG TWIN 1978-1984
18	* 40-0152	16837-78	pk-8 STUDS, CYLINDER BASE, (2-11/32" LONG), BIG TWIN 1978-'84 *U.S.A*
19	V-13-108	16852-67A	each TOP MOTOR MOUNT, (STOCK) **CHROME** BIG TWIN 1948-1984
	V-13-111	16853-48	each MOTOR MOUNT, W/KEY SWITCH HOLE, **CHROME** B/T 1948-1984
	V-13-109	16853-48	each MOTOR MOUNT, W/CHOKE MOUNT, **CHROME** B/T 1948-1984
20	A-16864-48	16864-48	pk-4 STUDS, MOTOR MOUNT TO CYLINDER HEAD, BIG TWIN 1948-1984
21	M-4-4538	17506-66A	set-10 STUDS, ROCKER BOXES, (WITH 16864-48), BIG TWIN 1966-1984
		16864-48	
22	H-3880	18000-81	pk-10 SEALS, VALVE GUIDE, (INTAKE & EXHAUST), BIG TWIN 1979-1985
	H-3879		pk-10 SEALS, VALVE GUIDE, (INTAKE & EXHAUST), BIG TWIN 1948-1978
23	E-603	18074-66	each VALVE, **INTAKE** (PLAIN FINISH), BIG TWIN 1966-1984
	E-603-N	18075-80	each VALVE, **INTAKE** (NITRIDE FINISH), BIG TWIN 1966-1984
	E-603-C	18078-80	each VALVE, **INTAKE** (HARD CHROME FINISH), BIG TWIN 1966-1984
	E-603-SS		each VALVE, **INTAKE** (STAINLESS), BIG TWIN 1966-1984
	E-603-1-C	18074-66	each VALVE, **INTAKE** (HARD CHROME) **"2" O/S** BIG TWIN 1966-1984
	E-603-1-N	18074-66	each VALVE, **INTAKE** (NITRIDE FINISH) **"2" O/S** BIG TWIN 1966-1984
	E-603-1-SS	18074-66	each VALVE, **INTAKE** (STAINLESS) **"2" O/S** BIG TWIN 1966-1984
24	E-612	18082-57A	each VALVE, **EXHAUST** (PLAIN FINISH), BIG TWIN 1948-1984
	E-612-C	18089-80	each VALVE, **EXHAUST** (HARD CHROME FINISH), BIG TWIN 1948-1984
	E-612-N	18086-80	each VALVE, **EXHAUST** (NITRIDE FINISH), BIG TWIN 1948-1984
	E-612-1-N	18082-57-1	each VALVE, **EXHAUST** (NITRIDE FINISH) (1-1/8 O/S) BIG TWIN 1948-'84
	E-612-SS		each VALVE, **EXHAUST** (STAINLESS), BIG TWIN 1948-1984
	E-611		each VALVE, **EXHAUST** (PLAIN FINISH) (1/8" O/S) BIG TWIN 1966-1984

****CONTINUED ON NEXT PAGE****

5120 HILDA ROAD* BLACKVILLE, S.C. 29817* 803-284-3304

****EASTERN MOTORCYCLE PARTS****

****CYLINDER HEAD****

****SHOVELHEAD****

****BIG TWIN 1966-1984****

DIAGRAM NUMBER	EASTERN NUMBER	REPLACES OEM	DESCRIPTION
25	A-18105-79	18105-79 pk-10	RETAINING RING, VALVE GUIDES, BIG TWIN 1980-E/1981
26	L-3-560	18196-51 pk-10	GASKETS, VALVE GUIDES, BIG TWIN 1948-1978, SPORT. 1952-1956
27	A-18205-82	18201-82 set-8 18202-82	VALVE SPRINGS, (SET-8) **INNER & OUTERS** BIG TWIN 1966-1984
28	A-18219-81	18219-81 pk-4	VALVE COLLARS, **UPPER** (SET-4), BIG TWIN 1981-1984
	A-18221-36	18221-36 pk-4	VALVE COLLARS, **UPPER** (SET-4), BIG TWIN 1936-1981
29	A-18222-48	18222-48 pk-4	VALVE COLLARS, **LOWER** (SET-4), BIG TWIN 1948-1979
	A-18222-79	18222-79 pk-4	VALVE COLLARS, **LOWER** (SET-4), BIG TWIN 1980-1981
	A-18222-81	18222-81 pk-4	VALVE COLLARS, **LOWER** (SET-4), BIG TWIN 1981-1984
30	A-18228-36	18228-36 set-4	VALVE KEEPERS, (SET-4), BIG TWIN 1937-1984
31	E-407	63501-68 each	FUEL LINE, (1/4") **BLACK NEOPRENE** (25-FOOT LENGTHS)
	E-402	each	FUEL LINE, (1/4") **CLEAR NYLON BRAIDED** (25-FOOT LENGTHS)


****VALVE GUIDES / WITH SHOULDER****

32	E-371	18109-81A each	VALVE GUIDE, (.001) INT. & EX. **I.D. NOT FINISHED** B/T 1980-1984
	E-372	18108-81A each	VALVE GUIDE, (.002) INT. & EX. **I.D. NOT FINISHED** B/T 1980-1984
	E-373	18107-81A each	VALVE GUIDE, (.003) INT. & EX. **I.D. NOT FINISHED** B/T 1980-1984
	E-374	18106-81A each	VALVE GUIDE, (.004) INT. & EX. **I.D. NOT FINISHED** B/T 1980-1984
	E-376	18104-81A each	VALVE GUIDE, (.006) INT. & EX. **I.D. NOT FINISHED** B/T 1980-1984
	E-378	18103-81A each	VALVE GUIDE, (.008) INT. & EX. **I.D. NOT FINISHED** B/T 1980-1984
	E-379	18102-81A each	VALVE GUIDE, (.010) INT. & EX. **I.D. NOT FINISHED** B/T 1980-1984
	E-380	each	VALVE GUIDE, (.012) INT. & EX. **I.D. NOT FINISHED** B/T 1980-1984
	E-382	each	VALVE GUIDE, (.015) INT. & EX. **I.D. NOT FINISHED** B/T 1980-1984
	E-320	18138-79C each	VALVE GUIDE, (STD) INT. & EX. **I.D. NOT FINISHED** B/T 1948-1979
	E-321	18138-79A each	VALVE GUIDE, (.001) INT. & EX. **I.D. NOT FINISHED** B/T 1948-1979
	E-322	18143-79A each	VALVE GUIDE, (.002) INT. & EX. **I.D. NOT FINISHED** B/T 1948-1979
	E-324	18141-79A each	VALVE GUIDE, (.004) INT. & EX. **I.D. NOT FINISHED** B/T 1948-1979
	E-326	18140-79A each	VALVE GUIDE, (.006) INT. & EX. **I.D. NOT FINISHED** B/T 1948-1979
	E-328	18139-79A each	VALVE GUIDE, (.008) INT. & EX. **I.D. NOT FINISHED** B/T 1948-1979
	E-330	each	VALVE GUIDE, (.010) INT. & EX. **I.D. NOT FINISHED** B/T 1948-1979
	E-332	each	VALVE GUIDE, (.012) INT. & EX. **I.D. NOT FINISHED** B/T 1948-1979
	E-335	each	VALVE GUIDE, (.015) INT. & EX. **I.D. NOT FINISHED** B/T 1948-1979
	E-339	each	VALVE GUIDE, (.020) INT. & EX. **I.D. NOT FINISHED** B/T 1948-1979
	E-430	18185-48 each	VALVE GUIDE, (STD) INTAKE, **I.D. FINISHED** BIG TWIN 1948-1979
	E-431	18165-49 each	VALVE GUIDE, (.002) INTAKE, **I.D. FINISHED** BIG TWIN 1948-1979
	E-432	18167-49 each	VALVE GUIDE, (.004) INTAKE, **I.D. FINISHED** BIG TWIN 1948-1979
	E-433	18168-49 each	VALVE GUIDE, (.006) INTAKE, **I.D. FINISHED** BIG TWIN 1948-1979
	E-434	18170-49 each	VALVE GUIDE, (.008) INTAKE, **I.D. FINISHED** BIG TWIN 1948-1979
	E-435	each	VALVE GUIDE, (.010) INTAKE, **I.D. FINISHED** BIG TWIN 1948-1979
	E-440	18181-48 each	VALVE GUIDE, (STD) EXHAUST **I.D. FINISHED** BIG TWIN 1948-1979
	E-441	18183-48 each	VALVE GUIDE, (.002) EXHAUST **I.D. FINISHED** BIG TWIN 1948-1979
	E-442	18187-51 each	VALVE GUIDE, (.004) EXHAUST **I.D. FINISHED** BIG TWIN 1948-1979
	E-443	18193-51 each	VALVE GUIDE, (.006) EXHAUST **I.D. FINISHED** BIG TWIN 1948-1979
	E-444	18194-51 each	VALVE GUIDE, (.008) EXHAUST **I.D. FINISHED** BIG TWIN 1948-1979
	E-445	each	VALVE GUIDE, (.010) EXHAUST **I.D. FINISHED** BIG TWIN 1948-1979

****SEE PAGE 147-150 FOR COMPLETE LIST OF VALVE GUIDES****

5120 HILDA ROAD* BLACKVILLE, S.C. 29817* 803-284-3304

****EASTERN MOTORCYCLE PARTS****



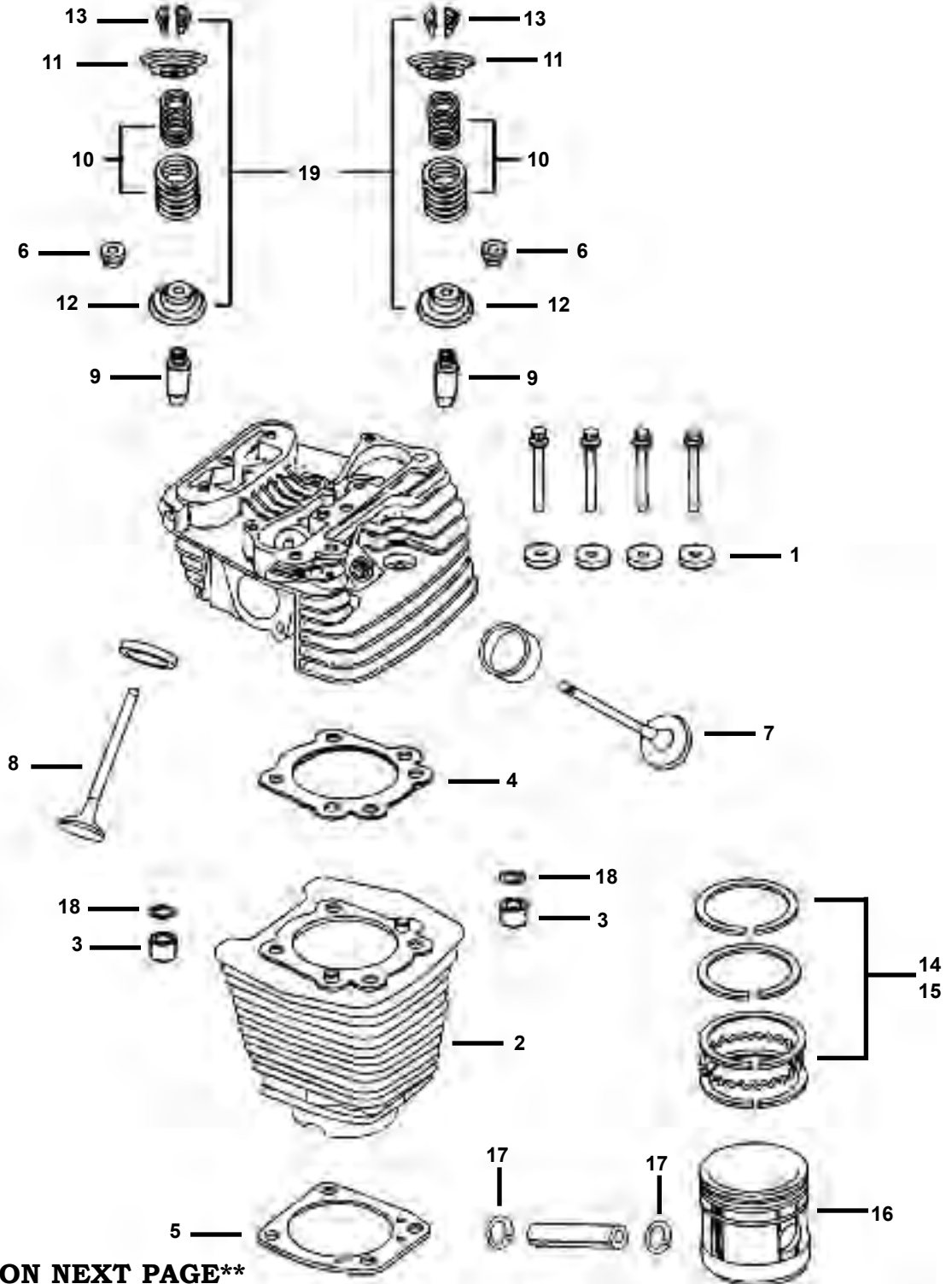
5120 HILDA ROAD* BLACKVILLE, S.C. 29817* 803-284-3304

EASTERN MOTORCYCLE PARTS

CYLINDER HEAD

EVOLUTION 1340 C/C

BIG TWIN 1984-1999



CONTINUED ON NEXT PAGE

****EASTERN MOTORCYCLE PARTS****

****CYLINDER HEAD****

****EVOLUTION 1340 C/C****

****BIG TWIN 1984-1999****

DIAGRAM NUMBER	EASTERN NUMBER	REPLACES OEM	DESCRIPTION
1	A-16482-83	16482-83	pk-4 WASHER, HEAD BOLTS **ZINC PLATED** BIG TWIN 1984-E/1985
	A-16482-85	16482-85	pk-4 WASHER, HEAD BOLTS **ZINC PLATED** BIG TWIN L/1985-1992
2	M-4-4650	16510-83A	each CYLINDER ONLY **FRONT OR REAR** (1340C/C) BIG TWIN 1984-1998
	M-4-4654	16510-83A	set-2 CYLINDERS, **FRONT & REAR** (NOT FITTED) BIG TWIN 1984-1994
			SET INCLUDES: (2) CYLINDERS, PISTONS AND RINGS
3	A-16573-83	16573-83	pk-8 INSERT, CYLINDER HEAD, BIG TWIN 1984-PRESENT
4	L-3-657	16770-84D	pair HEAD GASKETS **FIRE RING** (.062 THICK) BIG TWIN 1984-1999
	L-3-854	16770-84	pair HEAD GASKETS **BLUE TEFLON** (.062 THICK) BIG TWIN 1984-1999.
	L-3-659	16773-85	pair HEAD GASKETS **FIRE RING** (.045 THICK) BIG TWIN 1984-1999
5	L-3-958	16774-86A	pk-10 CYLINDER BASE GASKET **FRONT OR REAR** BIG TWIN 1984-1999
6	H-3882	18001-83A	pk-10 VALVE GUIDE SEALS, INTAKE AND EXHAUST, BIG TWIN 1984-2004
7	E-500-C	18074-83A	each VALVE, **INTAKE** (HARD CHROME) **STD LENGTH** BIG TWIN 1984-P.
	E-500-N	18074-83A	each VALVE, **INTAKE** (NITRIDE) **STD LENGTH** BIG TWIN 1984-PRES.
	E-500-SS	18074-83A	each VALVE, **INTAKE** (STAINLESS) **STD LENGTH** BIG TWIN 1984-PRES.
	E-501-SS	18074-83A	each VALVE, **INTAKE** (STAINLESS) **OVERSIZE** BIG TWIN 1984-PRES.
	E-503-N	18076-83	each VALVE, **INTAKE** (NITRIDE) **0.030 SHORTER** BIG TWIN 1984-1999
8	E-510-C	18082-83	each VALVE, **EXHAUST** (HARD CHROME)* STD LENGTH* BIG TWIN 1984-'99
	E-510-N	18083-83	each VALVE, **EXHAUST** (NITRIDE) **STD LENGTH** BIG TWIN 1984-1999
	E-511-N	18087-83	each VALVE, **EXHAUST** (NITRIDE) **0.030 SHORTER** BIG TWIN 1984-1999
9	E-360	18112-92	each VALVE GUIDE STD** INTAKE & EX., (I.D. NOT FINISHED) B/T 1984-2004
	E-361	18130-83C	each VALVE GUIDE, .001 , INTAKE & EX., (I.D. NOT FINISHED) B/T 1984-2004
	E-362	18133-83A	each VALVE GUIDE, .002 , INTAKE & EX., (I.D. NOT FINISHED) B/T 1984-2004
	E-363	18131-83C	each VALVE GUIDE, .003 , INTAKE & EX., (I.D. NOT FINISHED) B/T 1984-2004
	E-364		each VALVE GUIDE, .004 , INTAKE & EX., (I.D. NOT FINISHED) B/T 1984-2004
	E-365	18132-83B	each VALVE GUIDE, .005 , INTAKE & EX., (I.D. NOT FINISHED) B/T 1984-2004

****CONTINUED ON NEXT PAGE****



****EASTERN MOTORCYCLE PARTS****

****CYLINDER HEAD****

****EVOLUTION 1340 C/C****

****BIG TWIN 1984-1999****

<u>DIAGRAM NUMBER</u>	<u>EASTERN NUMBER</u>	<u>REPLACES OEM</u>	<u>DESCRIPTION</u>
10	A-18206-83	18201-83 set-8 18202-83	VALVE SPRINGS, INNER AND OUTER, BIG TWIN 1984-2004
11	A-18219-83A	18219-83A pk-4	VALVE SPRING COLLAR **UPPER** BIG TWIN 1984-2004
12	A-18222-83	18222-83 pk-4	VALVE SPRING COLLAR **LOWER** BIG TWIN 1984-2004
13	A-18229-83	18229-83 set-4	VALVE STEM KEEPERS, BIG TWIN 1984-2004
14	H-6164-STD	21920-83 set-2	PISTON RINGS **IMPORTED** BIG TWIN 1984-1999
	H-6164-005	21921-83 set-2	PISTON RINGS **IMPORTED** BIG TWIN 1984-1999
	H-6164-010	21922-83 set-2	PISTON RINGS **IMPORTED** BIG TWIN 1984-1999
	H-6164-020	21923-83 set-2	PISTON RINGS **IMPORTED** BIG TWIN 1984-1999
	H-6164-030	21924-83 set-2	PISTON RINGS **IMPORTED** BIG TWIN 1984-1999
	H-6164-040	21925-83 set-2	PISTON RINGS **IMPORTED** BIG TWIN 1984-1999
15	H-6195-STD	21920-83 set-2	PISTON RINGS **HASTINGS** BIG TWIN 1984-1999
	H-6195-005	21921-83 set-2	PISTON RINGS **HASTINGS** BIG TWIN 1984-1999
	H-6195-010	21922-83 set-2	PISTON RINGS **HASTINGS** BIG TWIN 1984-1999
	H-6195-020	21923-83 set-2	PISTON RINGS **HASTINGS** BIG TWIN 1984-1999
	H-6195-030	21924-83 set-2	PISTON RINGS **HASTINGS** BIG TWIN 1984-1999
	H-6195-040	21925-83 set-2	PISTON RINGS **HASTINGS** BIG TWIN 1984-1999
16	E-837-STD	21940-83 pair	PISTONS, WITH IMPORTED RINGS (8.5 TO 1 COMP.) BIG TWIN 1984-'99
	E-837-005	21941-83 pair	PISTONS, **WITHASTINGS RINGS** (8.5 TO 1 COMP.) BIG TWIN 1984-'99
	E-837-010	21942-83 pair	PISTONS, WITH IMPORTED RINGS (8.5 TO 1 COMP.) BIG TWIN 1984-'99
	E-837-020	21943-83 pair	PISTONS, WITH IMPORTED RINGS (8.5 TO 1 COMP.) BIG TWIN 1984-'99
	E-837-030	21944-83 pair	PISTONS, WITH IMPORTED RINGS (8.5 TO 1 COMP.) BIG TWIN 1984-'99
	E-837-040	21945-83 pair	PISTONS, WITH IMPORTED RINGS (8.5 TO 1 COMP.) BIG TWIN 1984-'99
17	A-22589-83A	22589-83A pk-10	RETAINING RING, PISTON PINS, BIG TWIN 1984-1999
18	A-26432-76A	26432-76A pk-10	O-RINGS, CYLINDER STUD INSERT, BIG TWIN 1984-2007
19	15-0042	set-16	SPRING KIT, WITH COLLARS AND KEEPERS, BIG TWIN 1984-2004
	15-0046	18210-84B set-16	SPRING KIT, WITH COLLARS AND KEEPERS, BIG TWIN 1984-2004



****EASTERN MOTORCYCLE PARTS****



5120 HILDA ROAD* BLACKVILLE, S.C. 29817* 803-284-3304

****EASTERN MOTORCYCLE PARTS****

****CYLINDER HEAD****

****1450/1550 C/C****

****BIG TWIN 2000-PRESENT**

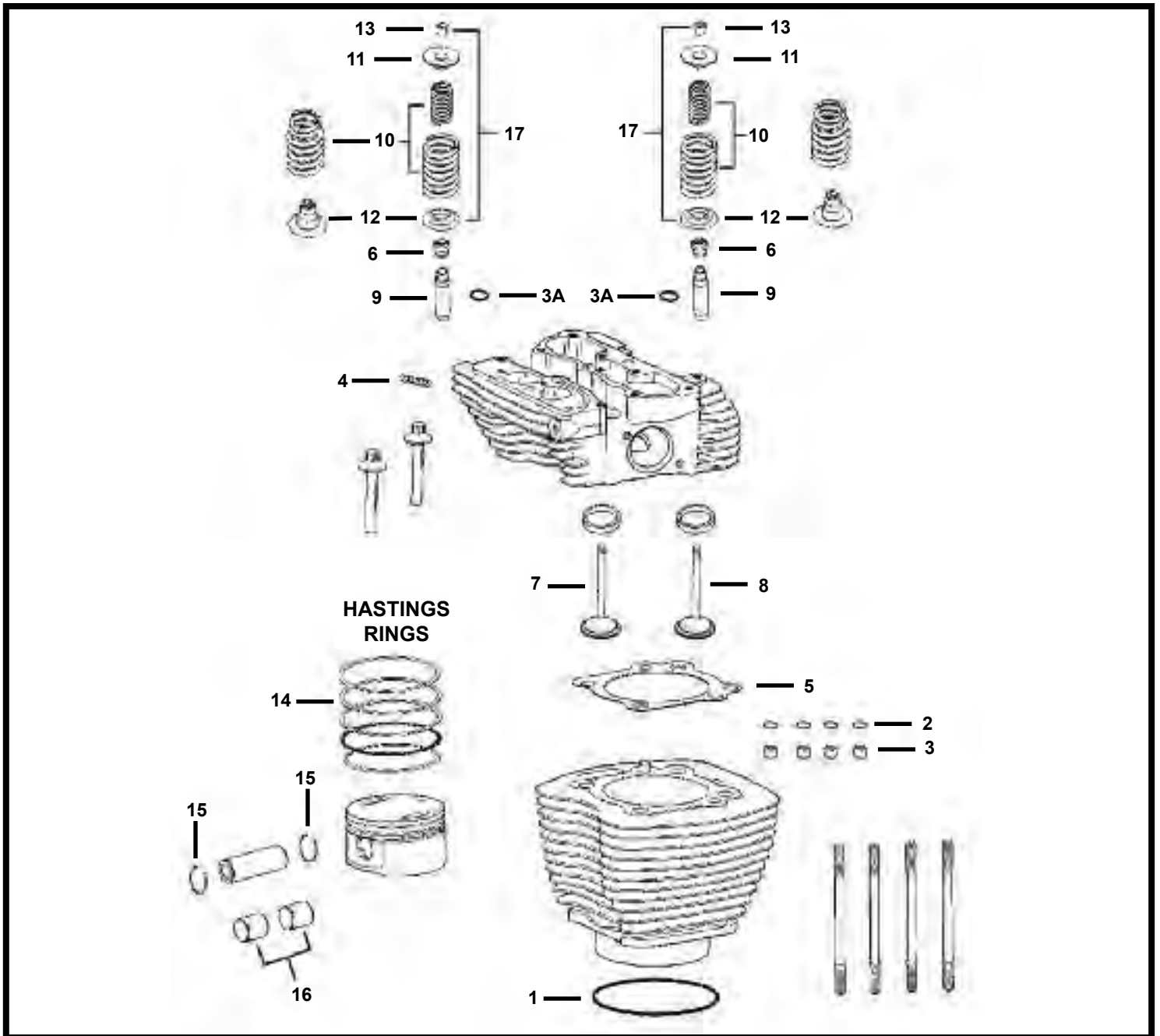


DIAGRAM NUMBER	EASTERN NUMBER	REPLACES OEM	DESCRIPTION
1	A-11256	11256	pk-10 O-RINGS, CYLINDER SPIGOT TO CASE **2-CAM** BIG TWIN 1999-PRES.
2	A-11273	11273	pk-10 O-RINGS, CYLINDER DECK DOWEL PIN, **2-CAM** BIG TWIN 1998-PRES
3	A-16595-99A	16595-99A	pk-10 DOWEL PIN, CYLINDER HEAD**2-CAM** BIG TWIN 1998-PRESENT
3A	* 42-0300	16699-06	pk-10 RETAINING RING, VALVE GUIDE, BIG TWIN 200-PRES., SPORT 2010-P.

****CONTINUED NEXT PAGE****

5120 HILDA ROAD* BLACKVILLE, S.C. 29817* 803-284-3304

****EASTERN MOTORCYCLE PARTS****

****CYLINDER HEAD****

****1450/1550 C/C****

****BIG TWIN 2000-PRESENT**

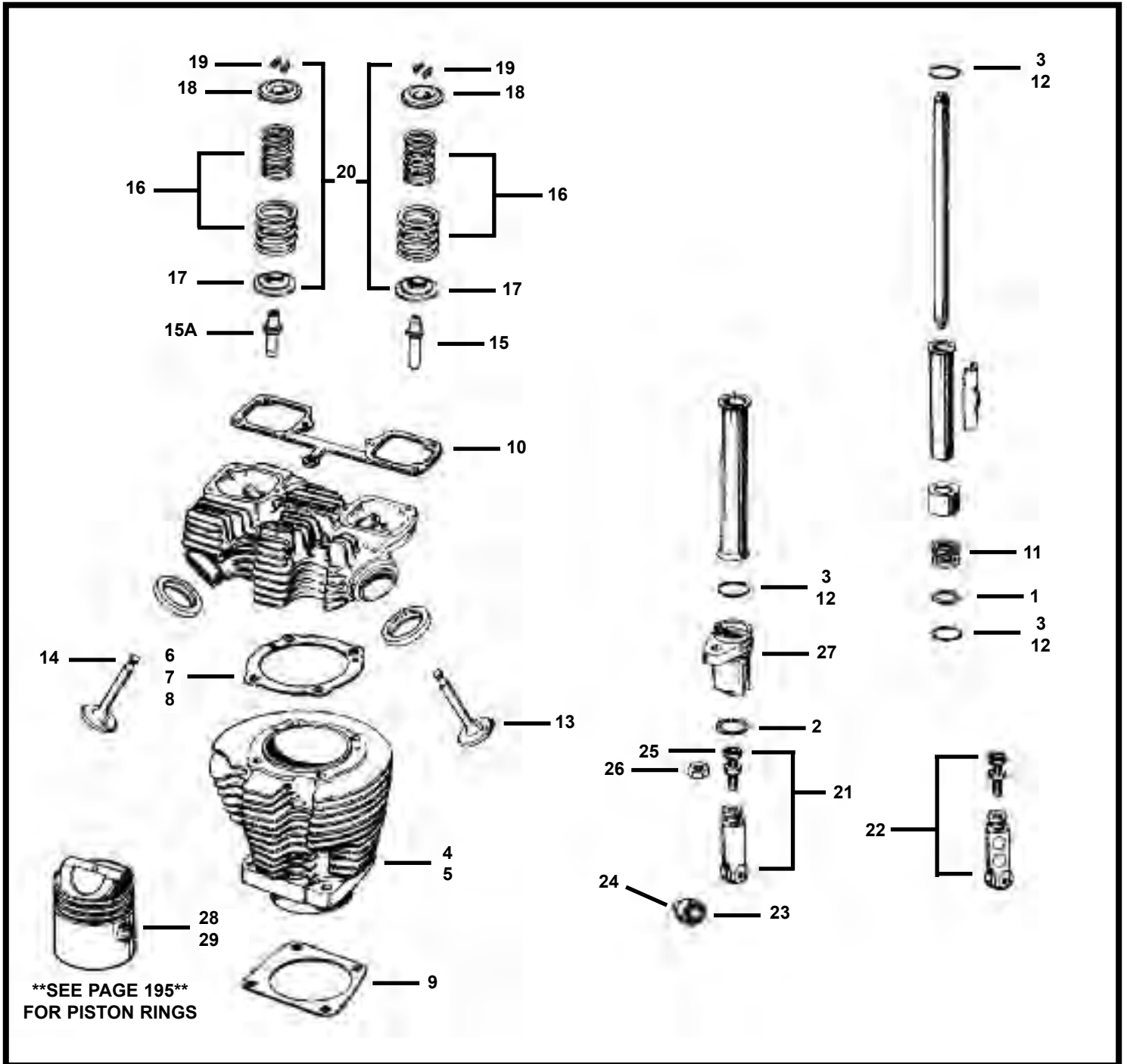
DIAGRAM NUMBER	EASTERN NUMBER	REPLACES OEM	DESCRIPTION
4	C-2188-4	16715-83	pk-4 STUDS, EXHAUST PORT, BIG TWIN 1984-1999, SPORTSTER 1986-PRES.
5	47-0135	16775-99	pair HEAD GASKETS **FIRE RING** (1450C/C) **1/16" THICK** B/T 1999-PRES
	47-0137	16775-99	pair HEAD GASKETS **BLUE TEFLON** (1450C/C) ** .043 THICK** B/T 1999-P.
	47-0145	16787-99	pair HEAD GASKETS **FIRE RING** (1550C/C) ** .062 THICK** B/T 1999-PRES
	47-0147	16787-99	pair HEAD GASKETS **BLUE TEFLON** (1550C/C) ** .043** B/T 1999-PRESENT
6	H-3882	18001-83A	pk-10 SEALS, VALVE GUIDE **INTAKE & EXHAUST** BIG TWIN 1984-2004
7	E-500-C	18074-83A	each VALVE, **INTAKE** (HARD CHROME) **STD LENGTH** BIG TWIN 1984-'04
	E-500-N	18074-83A	each VALVE, **INTAKE** (NITRIDE) **STD LENGTH** BIG TWIN 1984-2004
	E-500-SS	18074-83A	each VALVE, **INTAKE** (STAINLESS) **STD LENGTH** BIG TWIN 1984-2004
	E-501-SS	18074-83A	each VALVE, **INTAKE** (STAINLESS) **OVERSIZE** BIG TWIN 1984-2004
8	E-524-N	18085-99	each VALVE, **EXHAUST** (NITRIDE) BIG TWIN 2000-2004
9	E-360	18112-92	each VALVE GUIDE, STD , INT. & EX. (I.D. NOT FINISHED) BIG TWIN 1984-2004
	E-361	18130-83C	each VALVE GUIDE, .001 , INT. & EX. (I.D. NOT FINISHED) BIG TWIN 1984-2004
	E-362	18133-83A	each VALVE GUIDE, .002 , INT. & EX. (I.D. NOT FINISHED) BIG TWIN 1984-2004
	E-363	18131-83C	each VALVE GUIDE, .003 , INT. & EX. (I.D. NOT FINISHED) BIG TWIN 1984-2004
	E-364		each VALVE GUIDE, .004 , INT. & EX. (I.D. NOT FINISHED) BIG TWIN 1984-2004
	E-365	18132-83B	each VALVE GUIDE, .005 , INT. & EX. (I.D. NOT FINISHED) BIG TWIN 1984-2004
10	A-18206-83	18201-83	set-8 VALVE SPRINGS, **INNERS AND OUTERS** BIG TWIN 1984-2004
		18202-83	
*	40-0190	18245-02	set-4 VALVE SPRINGS, **CONE** BIG TWIN 2005-PRESENT
11	A-18219-83A	18219-83A	pk-4 VALVE SPRING COLLARS **UPPER** BIG TWIN 1984-2004
12	A-18094-02	18094-02	pk-4 VALVE SPRING COLLARS, W/VALVE SEAL **LOWER** BIG TWIN 2005-P.
	A-18222-83	18222-83	pk-4 VALVE SPRING COLLARS **LOWER** BIG TWIN 1984-2004
*	A-18258-02	18258-02	pk-4 VALVE SPRING COLLAR **UPPER** BIG TWIN 2005-P., SPORT. 2004-P.
13	A-18229-83	18229-83	set-4 VALVE STEM RETAINERS, BIG TWIN 1984-2004
	A-18260-02	18260-02	set-4 VALVE STEM RETAINERS, BIG TWIN 2005-PRESENT
14	10-0360	21936-99	set-2 PISTON RING SET **STD** (1450C/C) **MOLY** BIG TWIN 1999-PRESENT
	10-0361	21937-99	set-2 PISTON RING SET ** .005** (1450C/C) **MOLY** BIG TWIN 1999-PRESENT
	10-0362	21938-99	set-2 PISTON RING SET ** .010** (1450C/C) **MOLY** BIG TWIN 1999-PRESENT
	10-0363	21916-99	set-2 PISTON RING SET ** .020** (1450C/C) **MOLY** BIG TWIN 1999-PRESENT
	10-0364		set-2 PISTON RING SET ** .030** (1450C/C) **MOLY** BIG TWIN 1999-PRESENT
	10-0365		set-2 PISTON RING SET ** .040** (1450C/C) **MOLY** BIG TWIN 1999-PRESENT
	10-0366		set-2 PISTON RING SET ** .050** (1450C/C) **MOLY** BIG TWIN 1999-PRESENT
	10-0367		set-2 PISTON RING SET ** .060** (1450C/C) **MOLY** BIG TWIN 1999-PRESENT
	10-0368		set-2 PISTON RING SET ** .070** (1450C/C) **MOLY** BIG TWIN 1999-PRESENT
	10-0400	21918-99	set-2 PISTON RING SET **STD** (1550C/C) **MOLY** BIG TWIN 1999-PRESENT
	10-0401	21919-99	set-2 PISTON RING SET ** .005** (1550C/C) **MOLY** BIG TWIN 1999-PRESENT
	10-0402	21945-99	set-2 PISTON RING SET ** .010** (1550C/C) **MOLY** BIG TWIN 1999-PRESENT
	10-0403	21946-99	set-2 PISTON RING SET ** .020** (1550C/C) **MOLY** BIG TWIN 1999-PRESENT
	10-0404	21947-99	set-2 PISTON RING SET ** .030** (1550C/C) **MOLY** BIG TWIN 1999-PRESENT
10-0405		set-2 PISTON RING SET ** .040** (1550C/C) **MOLY** BIG TWIN 1999-PRESENT	
15	A-22097-99	22097-99	pk-10 RETAINING RING, PISTON PINS, BIG TWIN 1984-PRESENT
16	A-24316-99	24316-99	pair BUSHING, PISTON PIN **STD** BIG TWIN 1999-2006
	A-24316-00		pair BUSHING, PISTON PIN ** .005** BIG TWIN 1999-2006
17	15-0042		set-16 SPRING KIT, WITH COLLARS & KEEPERS** BIG TWIN 1984-2004
	15-0046	18210-84B	set-16 SPRING KIT, WITH COLLARS & KEEPERS** BIG TWIN 1984-2004

EASTERN MOTORCYCLE PARTS

CYLINDER HEAD

900 C/C AND 1000 C/C

SPORTSTER 1954-1985



****CONTINUED NEXT PAGE****

****EASTERN MOTORCYCLE PARTS****

****CYLINDER HEAD****

****900 C/C AND 1000 C/C****

****SPORTSTER 1954-1985****

DIAGRAM NUMBER	EASTERN NUMBER	REPLACES OEM	DESCRIPTION
1	A-6762B	6762B	pk-10 WASHER, PUSH ROD TUBES **030** SPORTSTER 1957-1998
2	A-11100	11100	pk-10 O-RING, TAPPET GUIDES, SPORTSTER 1957-1985
3	A-11101	11101	pk-10 O-RING, ROCKER ARM SHAFT, SPORTSTER 1957-1985
	A-11101X	11101X	pk-10 O-RING, ROCKER ARM SHAFT **OVERSIZE** SPORTSTER 1957-1985
	A-11132	11132	pk-10 O-RING, PUSHROD COVER, SPORTSTER 1979-1989
	A-11157	11157	pk-10 O-RING, PUSHROD COVER, SPORTSTER 1984-2006
4	M-4-4558	16464-57	each CYLINDER ONLY, **FRONT** (900C/C) SPORTSTER 1957-1978
	M-4-4559	16465-57	each CYLINDER ONLY, **REAR** (900C/C) SPORTSTER 1957-1978
	M-4-4560		set-2 CYLINDER ONLY, **FRONT & REAR** (900C/C) SPORTSTER 1957-1978
5	M-4-4553	16464-73B	each CYLINDER ONLY, **FRONT** (1000C/C) SPORTSTER 1973-1985
	M-4-4554	16465-73B	each CYLINDER ONLY, **REAR** (1000C/C) SPORTSTER 1973-1985
	M-4-4555		set-2 CYLINDER ONLY, **FRONT & REAR** (1000C/C) SPORTSTER 1973-1985
6	L-3-842	16769-57T	pair HEAD GASKETS **BLUE TEFLON** SPORTSTER 1957-E/1971
	L-3-843	16769-57	pk-10 HEAD GASKETS **GRAPHITE** SPORTSTER 1957-E/971
	L-3-843C	16769-57	pair HEAD GASKETS **COPPER .020 THICK** SPORTSTER 1957-E/1971
7	L-3-673	16769-72A	pair HEAD GASKETS **FIRE RING** SPORTSTER 1973-1985
	L-3-844	16769-72A	pair HEAD GASKETS **COPPER .021 THICK** SPORTSTER L/1971-E/1973
	L-3-844A	16769-72A	pair HEAD GASKETS **BLUE TEFLON** SPORTSTER L/1971-E/1973
8	L-3-845	16769-73	pair HEAD GASKETS **COPPER .021 THICK** SPORTSTER L/1973-1985
	L-3-845A	16769-82	pair HEAD GASKETS **COPPER .045 THICK** SPORTSTER L/1973-1985
	L-3-845B	16769-82	pair HEAD GASKETS **GRAPHITE** SPORTSTER L/1973-1985
	L-3-846	16769-73	pair HEAD GASKETS **BLUE TEFLON** SPORTSTER L/1973-1985
9	L-3-956	16774-57	pk-10 GASKET, CYLINDER BASE **900C/C** SPORTSTER 1957-1972
	L-3-957	16774-72	pk-10 GASKET, CYLINDER BASE **1000 C/C** SPORTSTER 1972-1985
10	L-3-941	17536-70	pk-10 GASKET, ROCKER ARM COVER **1/32 THICK** SPORTSTER 1957-1985
11	A-17947-36	17947-36	pk-10 SPRINGS, PUSH ROD COVER, SPORTSTER 1957-1998
12	L-3-805	17955-36	pk-25 PUSH ROD CORKS **UPPER** SPORTSTER 1957-1979
13	E-604	18070-58	each VALVE, **INTAKE** (PLAIN FINISH) **900 C/C** SPORTSTER 1957-1969
	E-604-N	18070-58	each VALVE, **INTAKE** (NITRIDE) **900 C/C** SPORTSTER 1957-1969
	E-604-SS	18070-58	each VALVE, **INTAKE** (STAINLESS) **900 C/C** SPORTSTER 1957-1969
	E-605	18070-70	each VALVE, **INTAKE** (PLAIN FINISH) **1000 C/C** SPORTSTER 1970-1985
	E-605-C	18028-80	each VALVE, **INTAKE** (CHROME) **1000 C/C** SPORTSTER 1970-1985
	E-605-N	18027-80	each VALVE, **INTAKE** (NITRIDE) **1000 C/C** SPORTSTER 1970-1985
	E-605-SS	18070-70	each VALVE, **INTAKE** (STAINLESS) **1000 C/C** SPORTSTER 1970-1985
14	E-613	18080-58A	each VALVE, **EXHAUST** (PLAIN FINISH) **900/1000 C/C** SP. 1970-1985
	E-613-C	18036-80	each VALVE, **EXHAUST** (CHROME) **900/1000 C/C** SPORT. 1970-1985
	E-613-N	18033-80	each VALVE, **EXHAUST** (NITRIDE) **900/1000 C/C** SPORT. 1970-1985
	E-613-SS	18080-58A	each VALVE, **EXHAUST** (STAINLESS) **900/1000 C/C** SPORT. 1970-1985
15	E-460	18176-57B	each VALVE GUIDE, INTAKE **STD** (I.D. FINISHED) SPORT. 1957-E/1983
	E-461	18179-57B	each VALVE GUIDE, INTAKE **001** (I.D. FINISHED) SPORT. 1957-E/1983
	E-462	18180-57B	each VALVE GUIDE, INTAKE **002** (I.D. FINISHED) SPORT. 1957-E/1983
	E-463	18191-79	each VALVE GUIDE, INTAKE **004** (I.D. FINISHED) SPORT. 1957-E/1983
	E-464		each VALVE GUIDE, INTAKE **006** (I.D. FINISHED) SPORT. 1957-E/1983
	E-465	18170-57A	each VALVE GUIDE, EXHAUST **STD** (I.D. FINISHED) SPORT. 1957-E/'83
	E-466	18172-57A	each VALVE GUIDE, EXHAUST **001** (I.D. FINISHED) SPORT. 1957-E/'83
	E-467	18171-57A	each VALVE GUIDE, EXHAUST **002** (I.D. FINISHED) SPORT. 1957-E/'83
	E-468	18169-79	each VALVE GUIDE, EXHAUST **004** (I.D. FINISHED) SPORT. 1957-E/'83
	E-470		each VALVE GUIDE, EXHAUST **006** (I.D. FINISHED) SPORT. 1957-E/'83
16	A-18203-57A	18203-57A	set-8 VALVE SPRINGS, INNER AND OUTER, SPORTSTER 1957-E/1983
		18204-57A	
	A-18203-83	18203-83	set-8 VALVE SPRINGS, INNER AND OUTER, SPORTSTER L/1983-1985
		18204-83	

****CONTINUED ON NEXT PAGE****

5120 HILDA ROAD* BLACKVILLE, S.C. 29817* 803-284-3304

****EASTERN MOTORCYCLE PARTS****

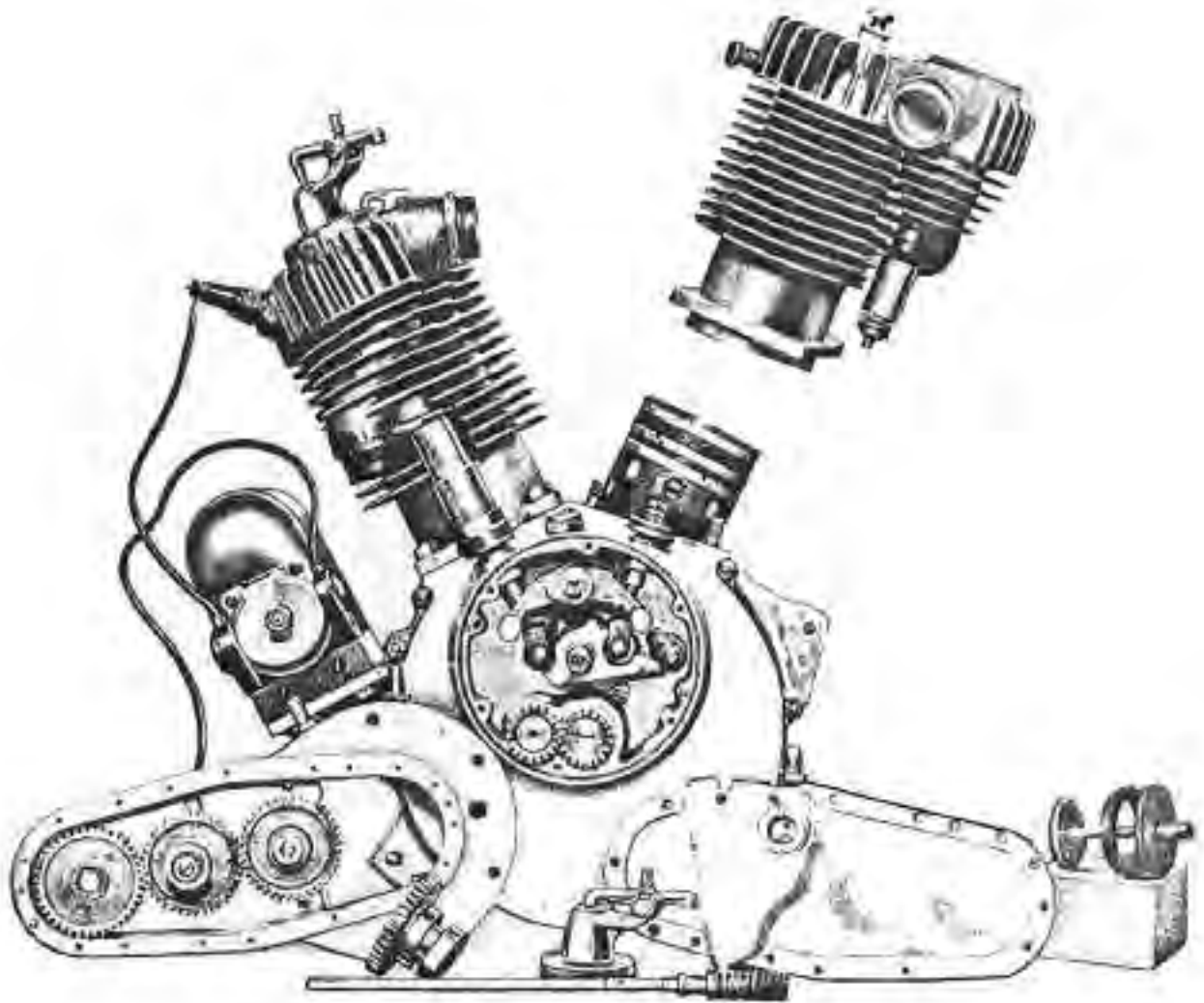
****CYLINDER HEAD****

****900 C/C AND 1000 C/C****

****SPORTSTER 1954-1985****

DIAGRAM NUMBER	EASTERN NUMBER	REPLACES OEM	DESCRIPTION
17	A-18220-57	18220-57	pk-4 VALVE SPRING COLLARS **LOWER** SPORTSTER 1957-E/1981
	A-18220-81	18220-81	pk-4 VALVE SPRING COLLARS **LOWER** SPORTSTER L/1981-E/1983
	A-18220-83	18220-83	pk-4 VALVE SPRING COLLARS **LOWER** SPORTSTER L/1983-1985
18	A-18221-57B	18221-57B	pk-4 VALVE SPRING COLLARS **UPPER** SPORTSTER 1957-1985
19	A-18228-30	18228-30	set-4 VALVE SPRING KEEPERS, SPORTSTER 1952-1985
20	15-0063		kit SPRING KIT, WITH COLLARS AND KEEPERS, SPORTSTER 1957-E/1981
	15-0067		kit SPRING KIT, WITH COLLARS AND KEEPERS, SPORTSTER L/1981-E/83
	15-0071		kit SPRING KIT, WITH COLLARS AND KEEPERS, SPORTSTER L/1983-1985
21	A-18508-52B	18508-52B	each TAPPET ASSEMBLY **STD** (SOLID STYLE) SPORTSTER 1957-1985
	A-18508-78		each TAPPET ASSEMBLY **005** (SOLID STYLE) SPORTSTER 1957-1985
	A-18508-79		each TAPPET ASSEMBLY **010** (SOLID STYLE) SPORTSTER 1957-1985
	A-18508-80		each TAPPET ASSEMBLY **015** (SOLID STYLE) SPORTSTER 1957-1985
	A-18508-90		each TAPPET ASSEMBLY **020** (SOLID STYLE) SPORTSTER 1957-1985
	A-18508-91		each TAPPET ASSEMBLY **025** (SOLID STYLE) SPORTSTER 1957-1985
	A-18508-92		each TAPPET ASSEMBLY **030** (SOLID STYLE) SPORTSTER 1957-1985
	A-18508-93		each TAPPET ASSEMBLY **035** (SOLID STYLE) SPORTSTER 1957-1985
	A-18508-94		each TAPPET ASSEMBLY **040** (SOLID STYLE) SPORTSTER 1957-1985
22	A-18508-70		each TAPPET ASSEMBLY **STD** (W/2 HOLES) SPORTSTER 1957-1985
	A-18508-71		each TAPPET ASSEMBLY **005** (W/2 HOLES) SPORTSTER 1957-1985
	A-18508-72		each TAPPET ASSEMBLY **010** (W/2 HOLES) SPORTSTER 1957-1985
23	A-18534-29A	18534-29A	set-4 TAPPET ROLLERS WITH PINS, SPORTSTER 1952-1985 **IMPORTED**
	A-18534-29B	18534-29B	set-4 TAPPET ROLLERS WITH PINS, SPORTSTER 1952-1985 **U.S.A.**
24	A-18534-87	18545-29	pk-10 TAPPET ROLLER PINS, SPORTSTER 1952-PRESENT
25	A-18554-57	18554-57	pk-4 TAPPET SCREWS ONLY, SPORTSTER 1954-1985
26	A-18570-38	18570-38	pk-10 TAPPET NUTS ONLY, SPORTSTER 1954-1985
27	A-18607-57B	18607-57B	each TAPPET GUIDE **POLISHED** (BILLET ALUMINUM) SPORT. 1957-1985
	A-18607-SET	18607-57B	set-4 TAPPET GUIDE **POLISHED** (BILLET ALUMINUM) SPORT. 1957-1985
	A-18607-BLK		set-4 TAPPET GUIDE **BLACK** (BILLET ALUMINUM) SPORT. 1957-1985
	A-18607-BLUE		set-4 TAPPET GUIDE **BLUE** (BILLET ALUMINUM) SPORTSTER 1957-1985
	A-18607-GOLD		set-4 TAPPET GUIDE **GOLD** (BILLET ALUMINUM) SPORTSTER 1957-1985
	A-18607-RED		set-4 TAPPET GUIDE **RED** (BILLET ALUMINUM) SPORTSTER 1957-1985
28	E-815-STD	22251-57A	pair PISTONS, W/HASTINGS RING**900 C/C** (STD COMP.) SPORT 1957-'71
	E-815-010	22253-57A	pair PISTONS, W/HASTINGS RING**900 C/C** (STD COMP.) SPORT 1957-'71
	E-815-020	22254-57A	pair PISTONS, W/HASTINGS RING**900 C/C** (STD COMP.) SPORT 1957-'71
	E-815-030	22255-57A	pair PISTONS, W/HASTINGS RING**900 C/C** (STD COMP.) SPORT 1957-'71
	E-815-040	22256-57A	pair PISTONS, W/HASTINGS RING**900 C/C** (STD COMP.) SPORT 1957-'71
	E-815-050	22257-57A	pair PISTONS, W/HASTINGS RING**900 C/C** (STD COMP.) SPORT 1957-'71
	E-815-060	22258-57A	pair PISTONS, W/IMPORT RINGS**900 C/C** (STD COMP.) SPORT 1957-'71
	E-815-070	22259-57A	pair PISTONS, W/IMPORT RINGS**900 C/C** (STD COMP.) SPORT 1957-'71
29	E-816-STD	22251-72A	pair PISTONS, W/HASTINGS RING**1000 C/C** (STD COMP.) SPORT 1972-'85
	E-816-010	22253-72A	pair PISTONS, W/HASTING RING**1000 C/C** (STD COMP.) SPORT 1972-'85
	E-816-020	22254-72A	pair PISTONS, W/HASTING RING**1000 C/C** (STD COMP.) SPORT 1972-'85
	E-816-030	22255-72A	pair PISTONS, W/HASTINGS RING**1000 C/C** (STD COMP.) SPORT 1972-'85
	E-816-040	22256-72A	pair PISTONS, W/HASTINGS RING**1000 C/C** (STD COMP.) SPORT 1972-'85
	E-816-050	22257-72A	pair PISTONS, W/HASTING RING**1000 C/C** (STD COMP.) SPORT 1972-'85
	E-816-060	22258-72A	pair PISTONS, W/IMPORT RINGS**1000 C/C** (STD COMP.) SPORT 1972-'85
	E-816-070	22259-72A	pair PISTONS, W/IMPORT RINGS**1000 C/C** (STD COMP.) SPORT 1972-'85

****EASTERN MOTORCYCLE PARTS****



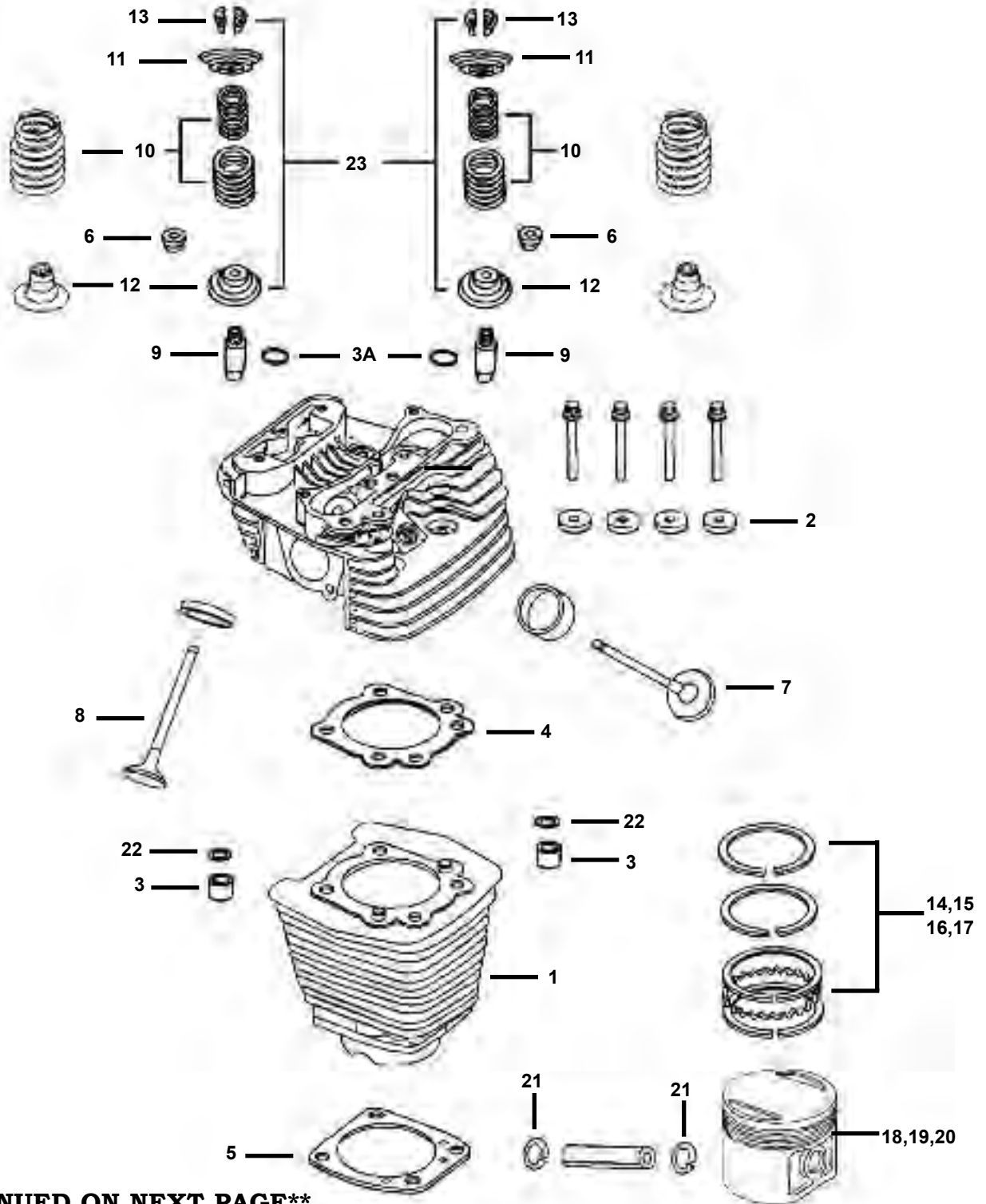
5120 HILDA ROAD* BLACKVILLE, S.C. 29817* 803-284-3304

EASTERN MOTORCYCLE PARTS

CYLINDER HEAD

EVOLUTION 883, 1100, 1200 C/C

SPORTSTER 1986-PRESENT



CONTINUED ON NEXT PAGE

****EASTERN MOTORCYCLE PARTS****

****CYLINDER HEAD****

****EVOLUTION 883, 1100, 1200 C/C****

****SPORTSTER 1986-PRESENT****

DIAGRAM NUMBER	EASTERN NUMBER	REPLACES OEM		DESCRIPTION
1	M-4-4630	16446-86	each	CYLINDER ONLY **FRONT OR REAR** (883C/C) SPORTSTER 1986-2003
	M-4-4634	16446-86	set-2	CYLINDERS (WITH PISTONS & RINGS) **FRONT & REAR** (883C/C) SPORTSTER 1986-2003
	M-4-4640	16447-88	each	CYLINDER ONLY **FRONT OR REAR** (1200C/C) SPORTSTER 1986-'03
	M-4-4644	16447-88	set-2	CYLINDERS (WITH PISTONS & RINGS) **FRONT & REAR** (1200C/C) SPORTSTER 1986-2003
2	A-16482-85	16482-85	pk-4	WASHER, HEAD BOLTS **ZINC PLATED** SPORTSTER 1986-ONLY
3	A-16573-83	16573-83	pk-8	INSERT, CYLINDER HEAD, BIG TWIN 1984-PRESENT
3A	*	42-0300	pk-10	RETAINING RING, VALVE GUIDE, BIG TWIN 200-PRES., SPORT 2010-P.
4	L-3-651	16664-86	pair	HEAD GASKETS **FIRE RING** (883 C/C) SPORTSTER 1986-PRESENT
	L-3-649	16664-86T	pair	HEAD GASKETS **BLUE TEFLON** (883 C/C) SPORTSTER 1986-PRES.
	L-3-653	16665-86	pair	HEAD GASKETS **FIRE RING** (1100 C/C) SPORTSTER 1986-1987
	L-3-654	16665-86	pair	HEAD GASKETS **BLUE TEFLON** (1100 C/C) SPORTSTER 1986-1987
	L-3-657	16770-84D	pair	HEAD GASKETS **FIRE RING** SPORTSTER 1988-PRESENT
	L-3-854	16770-84	pair	HEAD GASKETS **BLUE TEFLON** SPORTSTER 1988-PRESENT
	L-3-659	16773-85	pair	HEAD GASKETS **FIRE RING** SPORTSTER 1988-1990
	5	L-3-958	16774-86A	pk-10
6	H-3882	18001-83A	pk-10	VALVE GUIDE SEALS, INTAKE AND EXHAUST, SPORTSTER 1986-2003
7	E-506-N	18023-87	each	VALVE, **INTAKE** (NITRIDE) **1200 C/C** SPORTSTER 1988-2003
	E-502-N	18031-86	each	VALVE, **INTAKE** (NITRIDE) **883 C/C** SPORTSTER 1986-2003
8	E-516-N	18024-87	each	VALVE, **EXHAUST** (NITRIDE) **1200 C/C** SPORTSTER 1988-2003
	E-512-N	18030-86	each	VALVE, **EXHAUST** (NITRIDE) **883 C/C** SPORTSTER 1986-2003
9	E-360	18112-92	each	VALVE GUIDE, STD , INTAKE & EX., (I.D. NOT FINISHED) SP. 1986-2003
	E-361	18130-83C	each	VALVE GUIDE, .001 , INTAKE & EX., (I.D. NOT FINISHED) SP. 1986-2003
	E-362	18133-83A	each	VALVE GUIDE, .002 , INTAKE & EX., (I.D. NOT FINISHED) SP. 1986-2003
	E-363	18131-83C	each	VALVE GUIDE, .003 , INTAKE & EX., (I.D. NOT FINISHED) SP. 1986-2003
	E-364		each	VALVE GUIDE, .004 , INTAKE & EX., (I.D. NOT FINISHED) SP. 1986-2003
	E-365	18132-83B	each	VALVE GUIDE, .005 , INTAKE & EX., (I.D. NOT FINISHED) SP. 1986-2003
10	A-18206-83	18201-83	set-8	VALVE SPRINGS, INNER AND OUTER, SPORTSTER 1986-2003
	*	18202-83		
	40-0190	18245-02	set-4	VALVE SPRINGS, **CONE** BIG TWIN 2005-PRESENT
11	A-18219-83A	18219-83A	pk-4	VALVE SPRING COLLAR **UPPER** SPORTSTER 1986-2003
12	A-18094-02	18094-02	pk-4	VALVE SPRING COLLAR W/VALVE SEAL **LOWER** SPORT. 2004-PRES
	A-18222-83	18222-83	pk-4	VALVE SPRING COLLAR **LOWER** SPORTSTER 1986-2003
	A-18258-02	18258-02	pk-4	VALVE SPRING COLLAR **UPPER** BIG TWIN 2005-P., SPORT. 2004-P.
13	A-18229-83	18229-83	set-4	VALVE STEM KEEPERS, SPORTSTER 1986-2003
	A-18260-02	18260-02	set-4	VALVE STEM RETAINERS, SPORTSTER 2004-PRES.
14	H-6164-STD	21920-83	set-2	PISTON RINGS **IMPORTED** (1200 C/C) SPORTSTER 1986-2003
	H-6164-005	21921-83	set-2	PISTON RINGS **IMPORTED** (1200 C/C) SPORTSTER 1986-2003
	H-6164-010	21922-83	set-2	PISTON RINGS **IMPORTED** (1200 C/C) SPORTSTER 1986-2003
	H-6164-020	21923-83	set-2	PISTON RINGS **IMPORTED** (1200 C/C) SPORTSTER 1986-2003
	H-6164-030	21924-83	set-2	PISTON RINGS **IMPORTED** (1200 C/C) SPORTSTER 1986-2003
	H-6164-040	21925-83	set-2	PISTON RINGS **IMPORTED** (1200 C/C) SPORTSTER 1986-2003

****CONTINUED NEXT PAGE****

5120 HILDA ROAD* BLACKVILLE, S.C. 29817* 803-284-3304

****EASTERN MOTORCYCLE PARTS****


****CYLINDER HEAD****

****EVOLUTION 883, 1100, 1200 C/C****

****SPORTSTER 1986-PRESENT****

<u>DIAGRAM NUMBER</u>	<u>EASTERN NUMBER</u>	<u>REPLACES OEM</u>		<u>DESCRIPTION</u>
				PISTON RINGS LISTED BELOW ARE MOLY RINGS
15	H-6195-STD	21920-83	set-2	PISTON RINGS **HASTINGS** (1200 C/C) SPORTSTER 1988-2003
	H-6195-005	21921-83	set-2	PISTON RINGS **HASTINGS** (1200 C/C) SPORTSTER 1988-2003
	H-6195-010	21922-83	set-2	PISTON RINGS **HASTINGS** (1200 C/C) SPORTSTER 1988-2003
	H-6195-020	21923-83	set-2	PISTON RINGS **HASTINGS** (1200 C/C) SPORTSTER 1988-2003
	H-6195-030	21924-83	set-2	PISTON RINGS **HASTINGS** (1200 C/C) SPORTSTER 1988-2003
	H-6195-040	21925-83	set-2	PISTON RINGS **HASTINGS** (1200 C/C) SPORTSTER 1988-2003
				PISTON RINGS LISTED BELOW ARE MOLY RINGS
16	H-6198-STD	22266-86	set-2	PISTON RINGS **HASTINGS** (883 C/C)** SPORTSTER 1986-PRESENT
	H-6198-005	22271-86	set-2	PISTON RINGS **HASTINGS** (883 C/C)** SPORTSTER 1986-PRESENT
	H-6198-010	22261-86	set-2	PISTON RINGS **HASTINGS** (883 C/C)** SPORTSTER 1986-PRESENT
	H-6198-020	22262-86	set-2	PISTON RINGS **HASTINGS** (883 C/C)** SPORTSTER 1986-PRESENT
	H-6198-030	22263-86	set-2	PISTON RINGS **HASTINGS** (883 C/C)** SPORTSTER 1986-PRESENT
	H-6198-040	22264-86	set-2	PISTON RINGS **HASTINGS** (883 C/C)** SPORTSTER 1986-PRESENT
17	H-6199-STD	22267-86	set-2	PISTON RINGS **HASTINGS** (1100 C/C)** SPORTSTER 1986-1988
	H-6199-005	22272-86	set-2	PISTON RINGS **HASTINGS** (1100 C/C)** SPORTSTER 1986-1988
	H-6199-010	22273-86	set-2	PISTON RINGS **HASTINGS** (1100 C/C)** SPORTSTER 1986-1988
	H-6199-020	22275-86	set-2	PISTON RINGS **HASTINGS** (1100 C/C)** SPORTSTER 1986-1988
	H-6199-030	22276-86	set-2	PISTON RINGS **HASTINGS** (1100 C/C)** SPORTSTER 1986-1988
	H-6199-040	22279-86	set-2	PISTON RINGS **HASTINGS** (1100 C/C)** SPORTSTER 1986-1988
18	E-838-STD	22242-86	pair	PISTONS, W/HASTINGS RINGS **883 C/C** (STD COMP) SP. 1986-2003
	E-838-005	22201-86	pair	PISTONS, W/HASTINGS RINGS **883 C/C** (STD COMP) SP. 1986-2003
	E-838-010	22253-86	pair	PISTONS, W/HASTINGS RINGS **883 C/C** (STD COMP) SP. 1986-2003
	E-838-020	22254-86	pair	PISTONS, W/HASTINGS RINGS **883 C/C** (STD COMP) SP. 1986-2003
	E-838-030	22255-86	pair	PISTONS, W/HASTINGS RINGS **883 C/C** (STD COMP) SP. 1986-2003
	E-838-040	22256-86	pair	PISTONS, W/HASTINGS RINGS **883 C/C** (STD COMP) SP. 1986-2003
19	E-839-STD	22243-86	pair	PISTONS, W/HASTING RING **1100 C/C** (STD COMP) SPORT. 1986-'87
	E-839-005	22205-86	pair	PISTONS, W/HASTING RING **1100 C/C** (STD COMP) SPORT. 1986-'87
	E-839-010	22216-86	pair	PISTONS, W/HASTING RING **1100 C/C** (STD COMP) SPORT. 1986-'87
	E-839-020	22220-86	pair	PISTONS, W/HASTING RING **1100 C/C** (STD COMP) SPORT. 1986-'87
	E-839-030	22225-86	pair	PISTONS, W/HASTING RING **1100 C/C** (STD COMP) SPORT. 1986-'87
	E-839-040	22229-86	pair	PISTONS, W/HASTING RING **1100 C/C** (STD COMP) SPORT. 1986-'87
20	E-844-STD	22243-88	pair	PISTONS, WITH IMPORT RINGS **1200 C/C** (STD COMP) SP. 1986-'03
	E-844-005	22205-88	pair	PISTONS, WITH IMPORT RINGS **1200 C/C** (STD COMP) SP. 1986-'03
	E-844-010	22216-88	pair	PISTONS, WITH IMPORT RINGS **1200 C/C** (STD COMP) SP. 1986-'03
	E-844-020	22220-88	pair	PISTONS, WITH IMPORT RINGS **1200 C/C** (STD COMP) SP. 1986-'03
	E-844-030	22225-88	pair	PISTONS, WITH IMPORT RINGS **1200 C/C** (STD COMP) SP. 1986-'03
	E-844-040		pair	PISTONS, WITH IMPORT RINGS **1200 C/C** (STD COMP) SP. 1986-'03
21	A-22589-83A	22589-83A	pk-10	RETAINING RING, PISTON PINS, SPORTSTER 1986-PRESENT
22	A-26432-76A	26432-76A	pk-10	O-RINGS, CYLINDER STUD INSERT, SPORTSTER 1986-2007
23	15-0042		set-16	SPRING KIT, WITH COLLARS AND KEEPERS, SPORTSTER 1986-2003
	15-0046	18210-84B	set-16	SPRING KIT, WITH COLLARS AND KEEPERS, SPORTSTER 1986-2003

****EASTERN MOTORCYCLE PARTS****

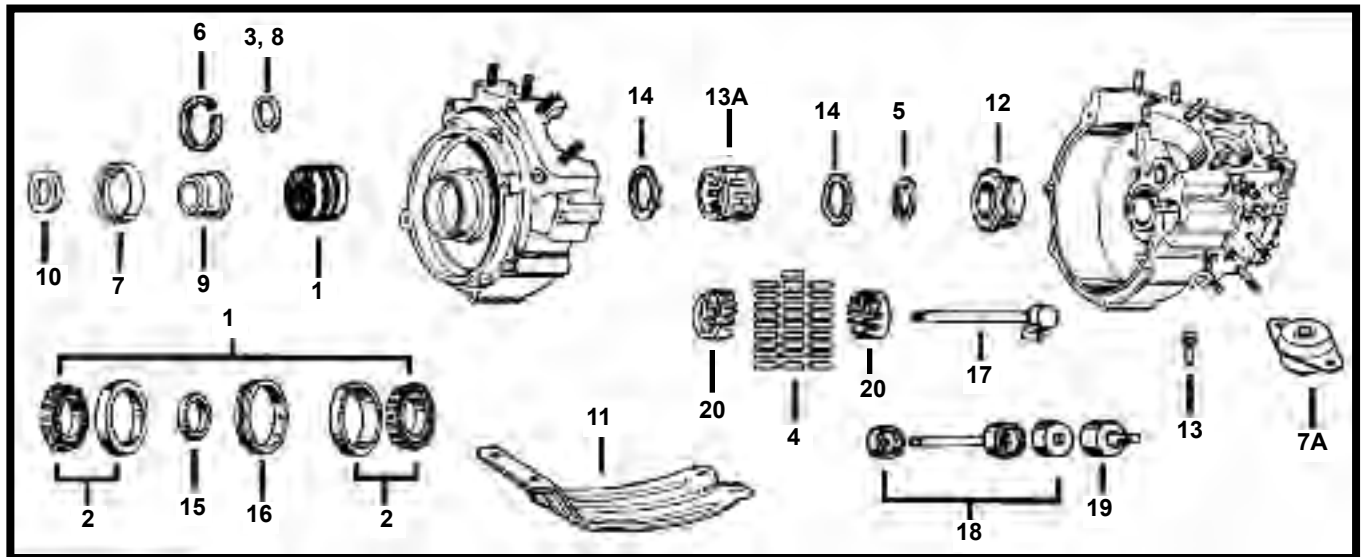


5120 HILDA ROAD* BLACKVILLE, S.C. 29817* 803-284-3304

****EASTERN MOTORCYCLE PARTS****

****CRANKCASE****

****BIG TWIN 1941-1999****



<u>DIAGRAM NUMBER</u>	<u>EASTERN NUMBER</u>	<u>REPLACES OEM</u>		<u>DESCRIPTION</u>
1	A-9028	9028	each	BEARING **COMPLETE** SPROCKET SHAFT, BIG TWIN 1969-2002
	A-9029	9029	each	BEARING **COMPLETE** SPROCKET SHAFT, BIG TWIN 1955-1968
2	A-9045	9045	each	BEARING, SPROCKET SHAFT **CUP & CONE ONLY** B/T 1955-2002
3	A-9110	9110	pk-5	SPACER, INNER MOTOR BEARING (.0895-.0905) BIG TWIN 1969-2002
	A-9120	9120	pk-5	SPACER, INNER MOTOR BEARING (.0915-.0925) BIG TWIN 1969-2002
	A-9121	9121	pk-5	SPACER, INNER MOTOR BEARING (.0935-.0945) BIG TWIN 1969-2002
	A-9122	9122	pk-5	SPACER, INNER MOTOR BEARING (.0955-.0965) BIG TWIN 1969-2002
	A-9123	9123	pk-5	SPACER, INNER MOTOR BEARING (.0975-.0985) BIG TWIN 1969-2002
	A-9124	9124	pk-5	SPACER, INNER MOTOR BEARING (.0995-.1005) BIG TWIN 1969-2002
	A-9125	9125	pk-5	SPACER, INNER MOTOR BEARING (.1015-.1025) BIG TWIN 1969-2002
	A-9126	9126	pk-5	SPACER, INNER MOTOR BEARING (.1035-.1045) BIG TWIN 1969-2002
	A-9127	9127	pk-5	SPACER, INNER MOTOR BEARING (.1055-.1065) BIG TWIN 1969-2002
	A-9128	9128	pk-5	SPACER, INNER MOTOR BEARING (.1075-.1085) BIG TWIN 1969-2002
	A-9129	9129	pk-5	SPACER, INNER MOTOR BEARING (.1095-.1105) BIG TWIN 1969-2002
	A-9130	9130	pk-5	SPACER, INNER MOTOR BEARING (.1115-.1125) BIG TWIN 1969-2002
	A-9131	9131	pk-5	SPACER, INNER MOTOR BEARING (.1135-.1145) BIG TWIN 1969-2002
	A-9132	9132	pk-5	SPACER, INNER MOTOR BEARING (.1155-.1165) BIG TWIN 1969-2002
	A-9133	9133	pk-5	SPACER, INNER MOTOR BEARING (.1175-.1185) BIG TWIN 1969-2002
	A-9134	9134	pk-5	SPACER, INNER MOTOR BEARING (.1195-.1205) BIG TWIN 1969-2002
4	A-9220-24	9220	set-24	BEARINGS, CASE BUSHING **L/SIDE** (STD) BIG TWIN 1930-1957
	A-9221-24	9221	set-24	BEARINGS, CASE BUSHING **L/SIDE** (.0002) BIG TWIN 1930-1957
	A-9222-24	9222	set-24	BEARINGS, CASE BUSHING **L/SIDE** (.0004) BIG TWIN 1930-1957
	A-9223-24	9223	set-24	BEARINGS, CASE BUSHING **L/SIDE** (.0006) BIG TWIN 1930-1957
	A-9224-24	9224	set-24	BEARINGS, CASE BUSHING **L/SIDE** (.0008) BIG TWIN 1930-1957
	A-9225-24	9225	set-24	BEARINGS, CASE BUSHING **L/SIDE** (+.001) BIG TWIN 1930-1957
	A-9226-24		set-24	BEARINGS, CASE BUSHING **L/SIDE** (+.002) BIG TWIN 1930-1957
5	A-11007	11007	pk-10	RETAINING RING, PINION SHAFT, BIG TWIN 1958-1986
6	A-11160A	11160A	pk-10	RETAINING RING, LEFT SIDE MOTOR BEARING, BIG TWIN 1983-PRES
7	A-12026	12026	pk-10	OIL SEAL, SPROCKET SHAFT, BIG TWIN 1970-1999
	A-12026B	12026B	pk-10	OIL SEAL, SPROCKET SHAFT, BIG TWIN 1970-1999
7A	A-16207-79B	16207-79B	each	ENGINE MOTOR MOUNT, BIG TWIN 1980-PRESENT

****CONTINUED NEXT PAGE****

****EASTERN MOTORCYCLE PARTS****

****CRANKCASE****

****BIG TWIN 1941-1999****

DIAGRAM NUMBER	EASTERN NUMBER	REPLACES OEM		DESCRIPTION
8	A-23741-55	23741-55	pk-10	SHIMS, (.003) SPROCKET SHAFT BEARING, BIG TWIN 1955-1984
9	A-24002-70	24002-70	each	SPACER, SPROCKET SHAFT, BIG TWIN 1970-1996
10	A-24029-55	24029-55	pk-5	SPACER, SPROCKET SHAFT, (.336 THICK) BIG TWIN 1955-1964
	A-24029-65	24029-65	pk-5	SPACER, SPROCKET SHAFT (.621) BIG TWIN 1966-1969
	A-24030-SET		set-6	SPACER, SPROCKET SHAFT (.516 TO .666) BIG TWIN 1966-1969 SET INCLUDES: (1each) 23032-66, 24033-6, 24034-66, 24035-66, 24036-66, 24037-66
	A-24032-66	24032-66	pk-5	SPACER, SPROCKET SHAFT (.516) BIG TWIN 1966-1969
	A-24033-66	24033-66	pk-5	SPACER, SPROCKET SHAFT (.546) BIG TWIN 1966-1969
	A-24034-66	24034-66	pk-5	SPACER, SPROCKET SHAFT (.576) BIG TWIN 1966-1969
	A-24035-66	24035-66	pk-5	SPACER, SPROCKET SHAFT (.606) BIG TWIN 1966-1969
	A-24036-66	24036-66	pk-5	SPACER, SPROCKET SHAFT (.636) BIG TWIN 1966-1969
	A-24037-66	24037-66	pk-5	SPACER, SPROCKET SHAFT (.666) BIG TWIN 1966-1969
	A-24032-SET		set-6	SPACER SET, SPROCKET SHAFT, (.060 TO .210) BIG TWIN 1970-1999 SET INCLUDES: (1each) .060, .090, .120, .150, .180, .210
	A-24032-70	24032-70	pk-5	SPACER, SPROCKET SHAFT (.060) BIG TWIN 1970-1999
	A-24033-70	24033-70	pk-5	SPACER, SPROCKET SHAFT (.090) BIG TWIN 1970-1999
	A-24034-70	24034-70	pk-5	SPACER, SPROCKET SHAFT (.120) BIG TWIN 1970-1999
	A-24035-70	24035-70	pk-5	SPACER, SPROCKET SHAFT (.150) BIG TWIN 1970-1999
	A-24036-70	24036-70	pk-5	SPACER, SPROCKET SHAFT (.180) BIG TWIN 1970-1999
	A-24037-70	24037-70	pk-5	SPACER, SPROCKET SHAFT (.210) BIG TWIN 1970-1999
11	Y-21-960	24490-36	each	CRANKCASE MOTOR GUARD **CHROME** BIG TWIN 1936-1984
12	A-24599-58	24599-58	each	CASE BUSHING, **RIGHT SIDE** (STD) BIG TWIN 1958-1992
	A-24599-58B	24599-58B	each	CASE BUSHING, **RIGHT SIDE** (STD) BIG TWIN 1993-1999
	A-24600-58	24600-58	each	CASE BUSHING, **RIGHT SIDE** (.002) BIG TWIN 1958-1992
	A-24600-58B	24600-58B	each	CASE BUSHING, **RIGHT SIDE** (.002) BIG TWIN 1993-1999
	A-24601-58	24601-58	each	CASE BUSHING, **RIGHT SIDE** (.005) BIG TWIN 1958-1992
	A-24601-58B	24601-58B	each	CASE BUSHING, **RIGHT SIDE** (.005) BIG TWIN 1993-1999
	A-24602-58		each	CASE BUSHING, **RIGHT SIDE** (.010) BIG TWIN 1958-1992
	A-24602-58B	24602-58B	each	CASE BUSHING, **RIGHT SIDE** (.010) BIG TWIN 1993-1999
	A-24602-85		each	CASE BUSHING, **RIGHT SIDE** (.015) BIG TWIN 1958-1992
	A-24602-85B		each	CASE BUSHING, **RIGHT SIDE** (.015) BIG TWIN 1993-1999
	A-24602-87		each	CASE BUSHING, **RIGHT SIDE** (.020) BIG TWIN 1958-1992
	A-24602-87B		each	CASE BUSHING, **RIGHT SIDE** (.020) BIG TWIN 1993-1999
	A-24602-89		each	CASE BUSHING, **RIGHT SIDE** (.025) BIG TWIN 1958-1992
	A-24602-89B		each	CASE BUSHING, **RIGHT SIDE** (.025) BIG TWIN 1993-1999
	A-24602-91		each	CASE BUSHING, **RIGHT SIDE** (.031) BIG TWIN 1958-1992
	A-24602-91B		each	CASE BUSHING, **RIGHT SIDE** (.030) BIG TWIN 1993-1999
	A-24602-92		each	CASE BUSHING, **RIGHT SIDE** (.035) BIG TWIN 1958-1992
	A-24602-93		each	CASE BUSHING, **RIGHT SIDE** (.040) BIG TWIN 1958-1992
13	A-24608-54	24608-54	pk-10	LOCK SCREWS, FOR CASE BUSHINGS, BIG TWIN 1954-1978
13A	A-24650-58	24650-58	set-30	RETAINERS WITH BEARINGS **STD** BIG TWIN 1958-1986
	A-24651-58	24651-58	set-30	RETAINERS WITH BEARINGS **0002** BIG TWIN 1958-1986
	A-24652-58	24652-58	set-30	RETAINERS WITH BEARINGS **0004** BIG TWIN 1958-1986
	A-24653-58	24653-58	set-30	RETAINERS WITH BEARINGS **0006** BIG TWIN 1958-1986
	A-24654-58	24654-58	set-30	RETAINERS WITH BEARINGS **0008** BIG TWIN 1958-1986
	A-24655-58	24655-58	set-30	RETAINERS WITH BEARINGS **001** BIG TWIN 1958-1986
	A-24656-58	24656-58	set-30	RETAINERS WITH BEARINGS **002** BIG TWIN 1958-1986
14	A-24692-58	24692-58	pk-5	WASHERS, RIGHT SIDE BEARINGS, BIG TWIN 1958-1986

****CONTINUED NEXT PAGE****

****EASTERN MOTORCYCLE PARTS****

****CRANKCASE****

****BIG TWIN 1941-1999****

<u>DIAGRAM NUMBER</u>	<u>EASTERN NUMBER</u>	<u>REPLACES OEM</u>	<u>DESCRIPTION</u>
15	45-0115		pk-5 SPACER, INNER TIMKEN (.256/.257) BIG TWIN 1955-1968
	45-0117		pk-5 SPACER, INNER TIMKEN (.258/.259) BIG TWIN 1955-1968
	45-0119		pk-5 SPACER, INNER TIMKEN (.260/.261) BIG TWIN 1955-1968
	45-0121		pk-5 SPACER, INNER TIMKEN (.262/.263) BIG TWIN 1955-1968
	45-0123		pk-5 SPACER, INNER TIMKEN (.264/.265) BIG TWIN 1955-1968
	45-0125		pk-5 SPACER, INNER TIMKEN (.266/.267) BIG TWIN 1955-1968
16	45-0135		each SPACER, OUTER TIMKEN **W/OIL HOLES** BIG TWIN 1955-1968
17	A-24912-48A	24912-48A	each BREATHER PIPE, CRANKCASE TO PRIMARY, BIG TWIN 1948-1957
18	A-24913-58	24913-58	each BREATHER PIPE, W/SPACERS, CRANKCASE TO PRIMARY, BIG TWIN 1958-1964
	A-24913-KIT		kit BREATHER PIPE, W/SPACERS & NIPPLE, CRANKCASE TO PRIMARY, BIG TWIN 1958-1964
19	A-24918-58	24918-58	each BREATHER NIPPLE ONLY, BIG TWIN 1958-1964
20	A-43578-35	43578-35	each ROLLER RETAINER, PINION SHAFT, BIG TWIN 1958-1986

****PART NOT SHOWN****

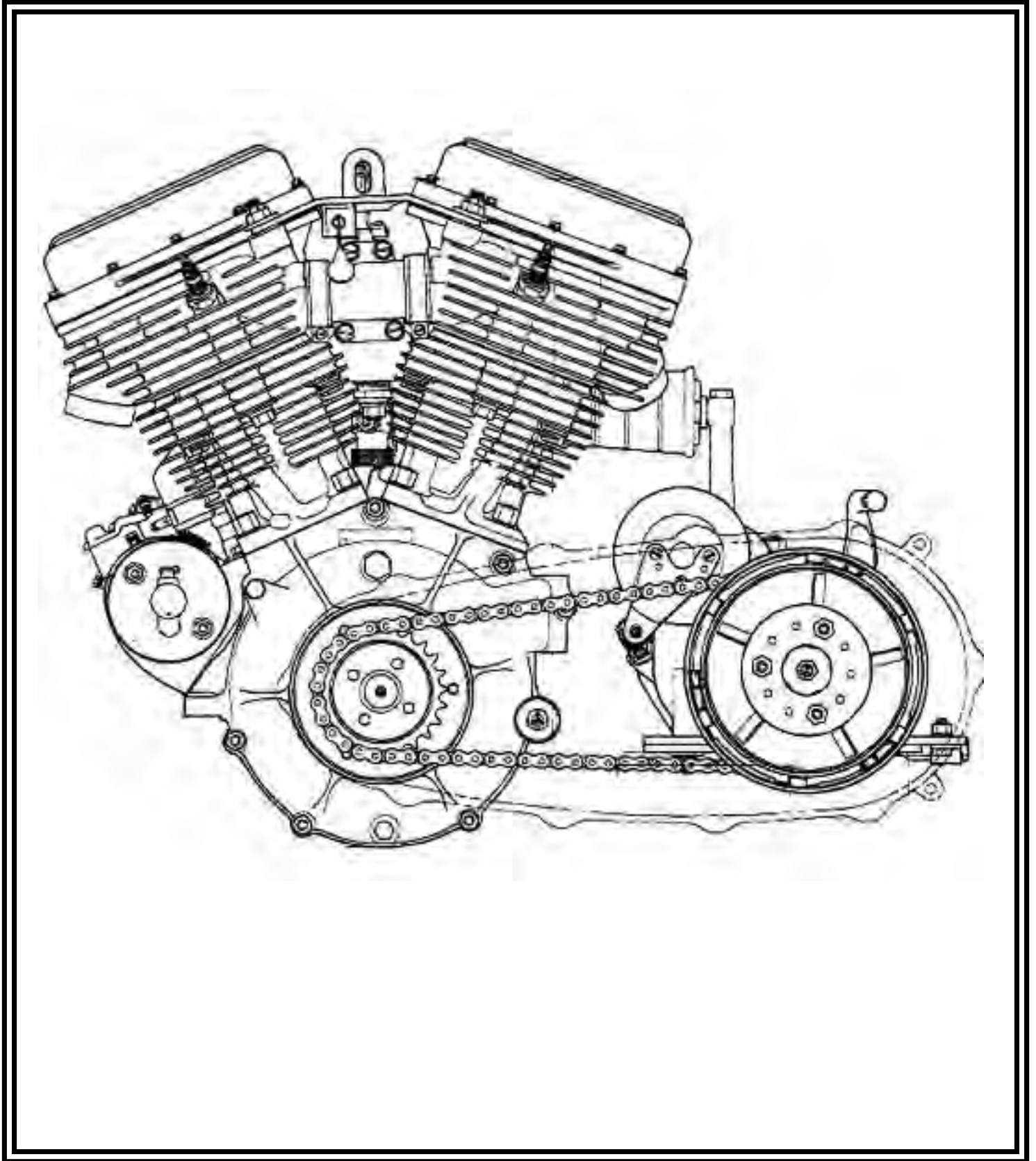
A-60348-65B 60348-65B kit-3 DRAIN PLUG ****MAGNETIC**** BIG TWIN 1965-1999



A-99030-94
A-99032-94

TOOL, TIMKEN BEARING END PLAY, BIG TWIN 1955-PRESENT
TOOL, TIMKEN BEARING END PLAY, SPORTSTER 1977-PRESENT

****EASTERN MOTORCYCLE PARTS****



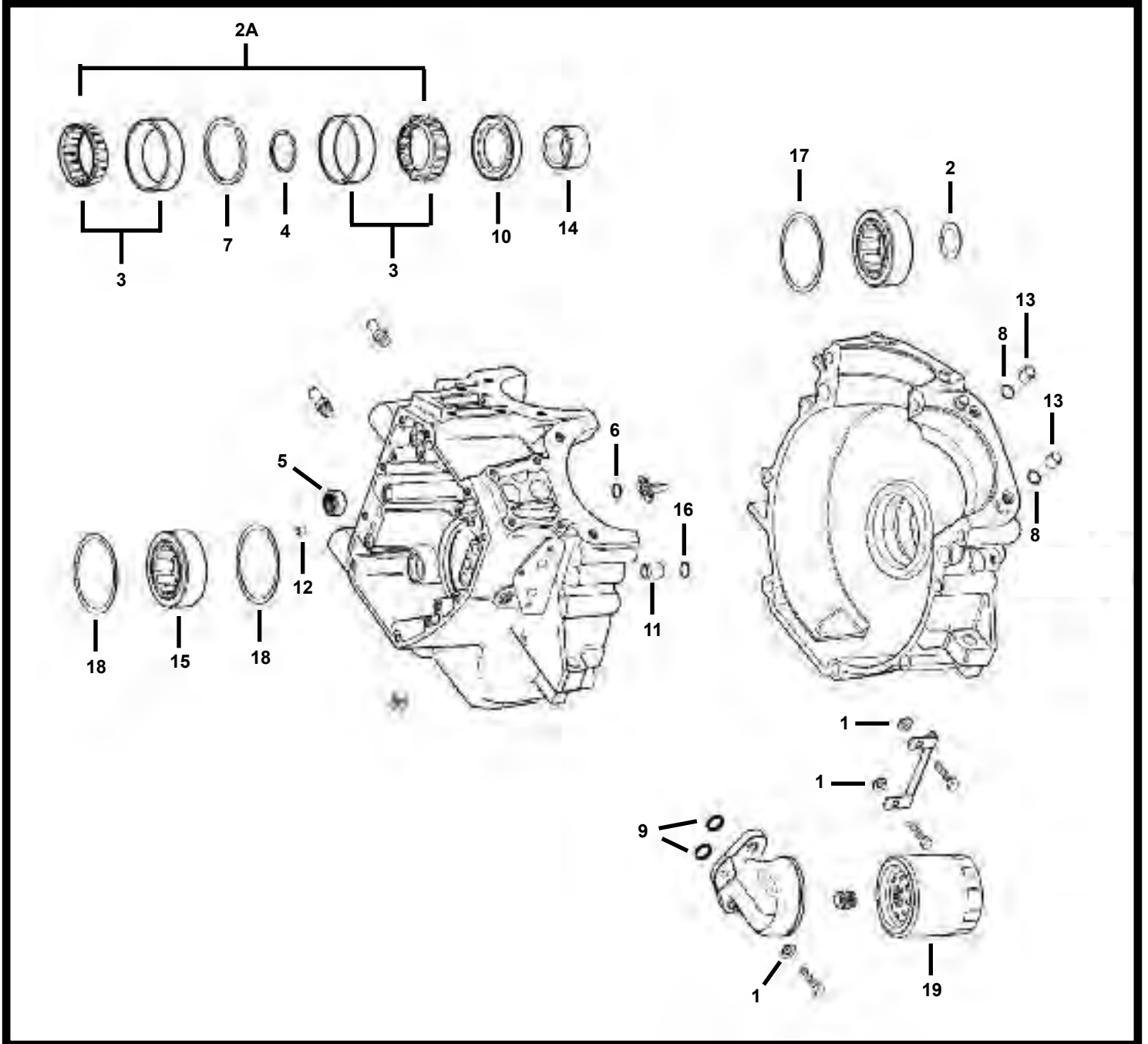
5120 HILDA ROAD* BLACKVILLE, S.C. 29817* 803-284-3304

****EASTERN MOTORCYCLE PARTS****

****CRANKCASE****

****2-CAM****

****BIG TWIN 1999-2002****



****CONTINUED ON NEXT PAGE****

****EASTERN MOTORCYCLE PARTS****

****CRANKCASE****

****2-CAM****

****BIG TWIN 1999-2002****

DIAGRAM NUMBER	EASTERN NUMBER	REPLACES OEM	DESCRIPTION
1	A-6099	6099	pk-25 WASHER **1/4 X 7/16 X 1/16" THICK**
2	A-8972	8972	pk-5 THRUST WASHER, MAIN BEARING, BIG TWIN 2003-PRESENT
2A	A-9028	9028	each BEARING, SPROCKET SHAFT, BIG TWIN 1999-2002
3	A-9045	9045	each BEARING ONLY, **CUP & CONE** SPROCKET SHAFT, BIG TWIN 1999-'02
4	A-9110	9110	pk-5 SHIM, MOTOR BEARING **0895-.0905** BIG TWIN 1999-2002
	A-9120	9120	pk-5 SHIM, MOTOR BEARING **0915-.0925** BIG TWIN 1999-2002
	A-9121	9121	pk-5 SHIM, MOTOR BEARING **0935-.0945** BIG TWIN 1999-2002
	A-9122	9122	pk-5 SHIM, MOTOR BEARING **0955-.0965** BIG TWIN 1999-2002
	A-9123	9123	pk-5 SHIM, MOTOR BEARING **0975-.0985** BIG TWIN 1999-2002
	A-9124	9124	pk-5 SHIM, MOTOR BEARING **0995-.1005** BIG TWIN 1999-2002
	A-9125	9125	pk-5 SHIM, MOTOR BEARING **1015-.1025** BIG TWIN 1999-2002
	A-9126	9126	pk-5 SHIM, MOTOR BEARING **1035-.1045** BIG TWIN 1999-2002
	A-9127	9127	pk-5 SHIM, MOTOR BEARING **1055-.1065** BIG TWIN 1999-2002
	A-9128	9128	pk-5 SHIM, MOTOR BEARING **1075-.1085** BIG TWIN 1999-2002
	A-9129	9129	pk-5 SHIM, MOTOR BEARING **1095-.1105** BIG TWIN 1999-2002
	A-9130	9130	pk-5 SHIM, MOTOR BEARING **1115-.1125** BIG TWIN 1999-2002
	A-9131	9131	pk-5 SHIM, MOTOR BEARING **1135-.1145** BIG TWIN 1999-2002
	A-9132	9132	pk-5 SHIM, MOTOR BEARING **1155-.1165** BIG TWIN 1999-2002
	A-9133	9133	pk-5 SHIM, MOTOR BEARING **1175-.1185** BIG TWIN 1999-2002
	A-9134	9134	pk-5 SHIM, MOTOR BEARING **1195-.1205** BIG TWIN 1999-2002
5	A-9198	9198	each BEARING, LEFT SIDE CAM, BIG TWIN 1999-2006 **FULL COMPLIMENT**
6	A-11140	11140	pk-10 O-RING, BIG TWIN 1999-PRESENT
7	A-11160A	11160A	pk-10 RETAINING RING, MOTOR BEARING, BIG TWIN 1999-PRESENT
8	A-11273	11273	pk-10 O-RING, CYLINDER DECK DOWEL RING, BIG TWIN 1999-PRESENT
9	A-11293	11293	pk-10 O-RING, OIL PUMP, BIG TWIN 1999-PRESENT
10	A-12068	12068	pk-5 OIL SEAL, SPROCKET SHAFT **LEFT SIDE** BIG TWIN 1999-PRESENT
11	A-16574-99	16574-99	pk-10 DOWEL RING, LEFT CASE TO RIGHT CASE, BIG TWIN 1999-PRESENT
12	V-13-210	16589-99A	pk-10 DOWEL RING, CAM SUPPORT PLATE, BIG TWIN 1999-PRESENT
13	A-16595-99A	16595-99A	pk-10 DOWEL RING, CYLINDER HEAD TO CASE, BIG TWIN 1999-PRESENT
14	A-24008-99	24008-99	each SPACER, SPROCKET SHAFT, **FLT** BIG TWIN 1999-2002
	A-24038-99	24038-99	each SPACER, SPROCKET SHAFT, **SOFTAIL-DYNA** BIG TWIN 1999-2002
	A-24039-01A	24039-01A	each SPACER, SPROCKET SHAFT, **SOFTAIL** BIG TWIN 2001-2003
15	A-24623-99B	24623-99B	each BEARING, PINION SHAFT **RIGHT SIDE** BIG TWIN 1999-2001
16	A-26432-76A	26432-76A	pk-10 O-RING, DOWEL RING, BIG TWIN 1999-2007
17	A-35114-02	35114-02	pk-10 RETAINING RING, MAIN BEARING, BIG TWIN 2003-PRESENT
18	A-35115-99	35115-99	pk-10 RETAINING RING, MAIN BEARING, BIG TWIN 1999-2002
19	A-63798-99	63798-99	each OIL FILTER, **CHROME** BIG TWIN 1999-PRESENT



EASTERN MOTORCYCLE PARTS

CRANKCASE

2-CAM

BIG TWIN 2003-PRESENT

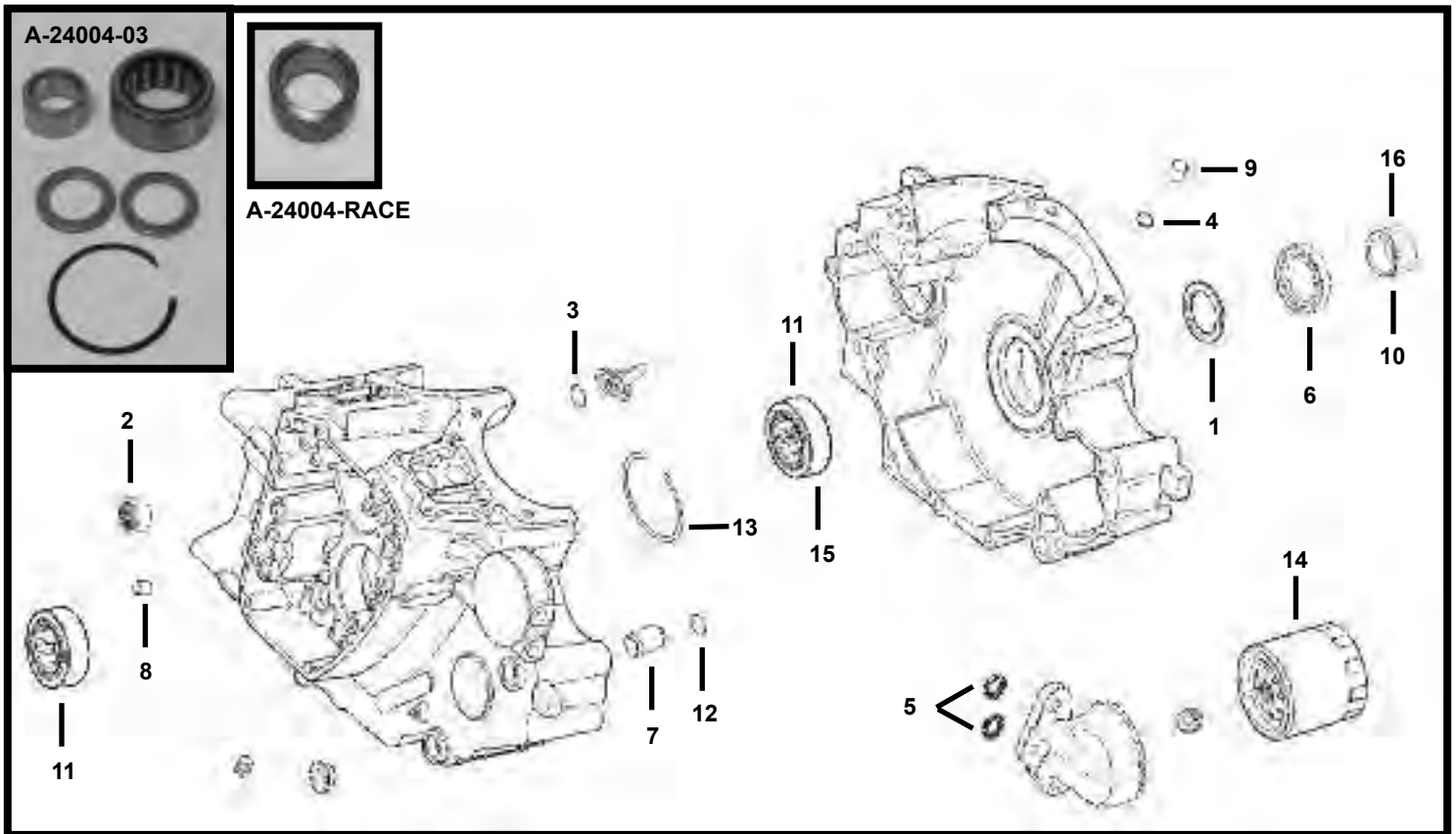


DIAGRAM NUMBER	EASTERN NUMBER	REPLACES OEM	DESCRIPTION
1	A-8972	8972	pk-5 THRUST WASHER, MAIN BEARING, BIG TWIN 2003-PRESENT
2	A-9198	9198	pair BEARING, CAM SIDE, BIG TWIN 1999-2006 **FULL COMPLIMENT**
3	A-11140	11140	pk-10 O-RING, AIR CONTROL, BIG TWIN 1984-PRESENT
4	A-11273	11273	pk-10 O-RING, CYLINDER, DECK, BIG TWIN 1999-PRESENT
5	A-11293	11293	pk-10 O-RING, OIL PUMP, BIG TWIN 1999-PRESENT
6	A-12068	12068	pk-5 OIL SEAL, SPROCKET SHAFT, BIG TWIN 1999-PRESENT
7	A-16574-99	16574-99A	pk-10 DOWEL RING, **LEFT CASE TO RIGHT CASE** BIG TWIN 1999-PRESENT
8	V-13-210	16589-99A	pk-10 DOWEL RING, CAM SUPPORT PLATE, BIG TWIN 1999-PRESENT
9	A-16595-99A	16595-99A	pk-10 DOWEL RING, CYLINDER TO HEAD, BIG TWIN 1999-PRESENT
10	* A-24008-03	24008-03	each SPACER, SPROCKET SHAFT, **1.540 LONG** BIG TWIN 2004-2006
	A-24009-06	24009-06	each SPACER, SPROCKET SHAFT, BIG TWIN 2006-PRESENT
	A-24038-03	24038-03	each SPACER, SPROCKET SHAFT, **DYNA** BIG TWIN 2004-PRESENT
	A-24039-03	24039-03	each SPACER, SPROCKET SHAFT, **SOFTAIL** BIG TWIN 2004-PRESENT
11	* A-24604-00C	24604-00C	each BEARING, PINION SHAFT, BIG TWIN 2000-2007, SPORTSTER 2004-2009
	A-24605-07	24605-07	each BEARING, PINION SHAFT, BIG TWIN 2008-PRES, SPORTSTER 2009-PRES
12	A-26432-76A	26432-76A	pk-10 O-RING, CYLINDER STUD, BIG TWIN 1985-2007
13	A-35114-02	35114-02	pk-10 RETAINING RING, MAIN BEARING, BIG TWIN 2003-PRESENT
14	A-63798-99	63798-99	each OIL FILTER **CHROME** BIG TWIN 2000-PRESENT
15	* A-24004-03	24004-03	kit BEARING KIT WITH WASHERS & RACE, BIG TWIN 2004-PRESENT KIT INCL: (2) 8972 (1) 24605-07 (1) 35114-02 (1) RACE
16	* A-24004-RACE		each RACE ONLY, FOR BEARING KIT ABOVE (24004-03), BIG TWIN 2004-P. **MADE IN U.S.A.**

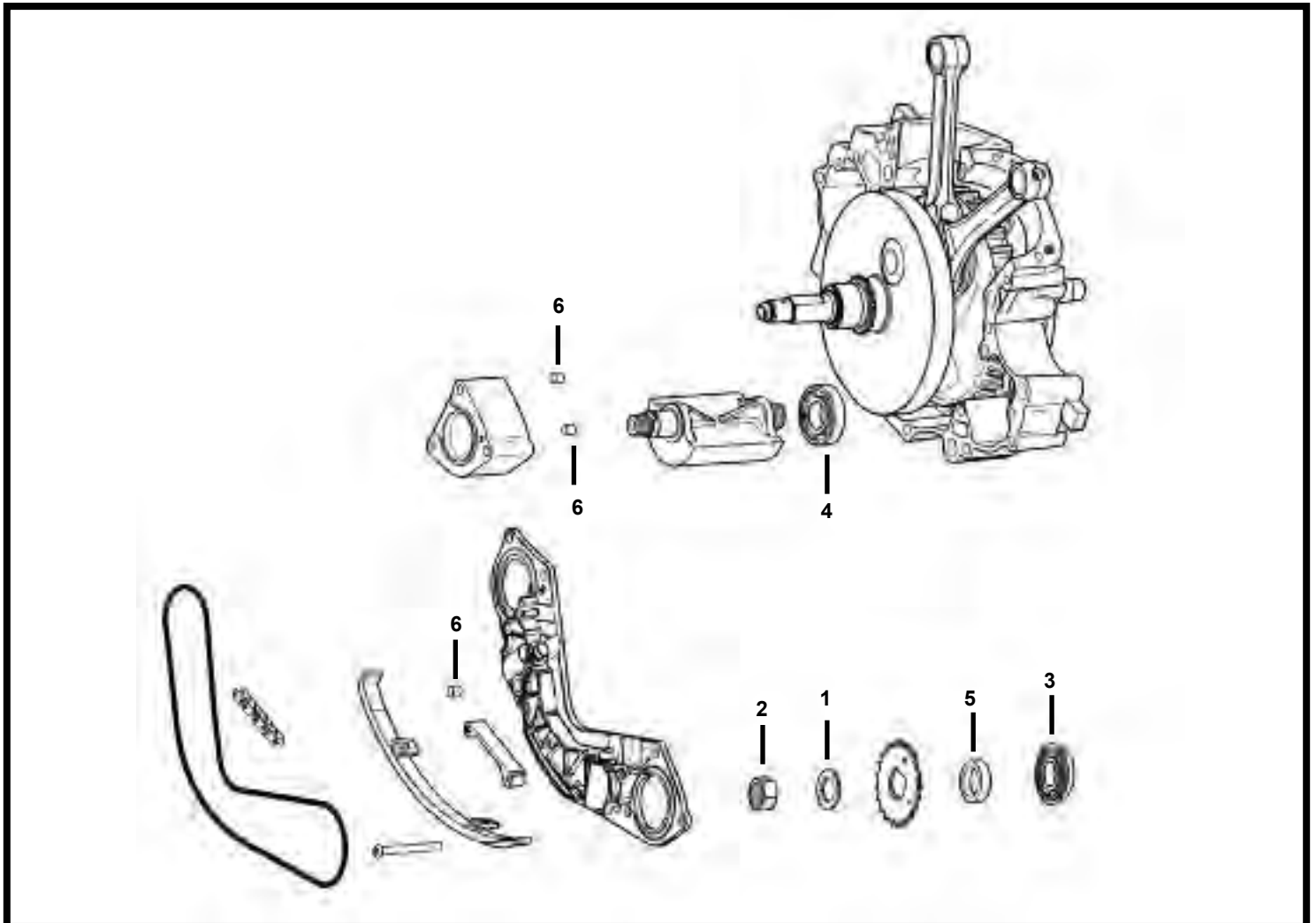
5120 HILDA ROAD* BLACKVILLE, S.C. 29817* 803-284-3304

****EASTERN MOTORCYCLE PARTS****

****ENGINE BALANCER****

****2-CAM****

****BIG TWIN 2000-PRESENT****



<u>DIAGRAM NUMBER</u>	<u>EASTERN NUMBER</u>	<u>REPLACES OEM</u>	<u>DESCRIPTION</u>
1	A-6852	6852	pk-10 WASHER (STEEL) **1.120 X .640 X .087 THICK** (ZINC PLATED)
2	A-7974	7974	pk-5 NUT, PINION SHAFT & BALANCER, BIG TWIN 2000-PRESENT
3	A-8991	8991	each BEARING, BALANCE SHAFT **RIGHT SIDE** BIG TWIN 2000-PRESENT
4	A-8989	8989	each BEARING, BALANCE SHAFT **LEFT SIDE** BIG TWIN 2000-PRESENT
5	40-0100	14780-00	pk-5 SPACER, BALANCE SHAFT, (.130) BIG TWIN 2000-PRESENT
	40-0105	14781-00	pk-5 SPACER, BALANCE SHAFT, (.140) BIG TWIN 2000-PRESENT
	40-0110	14782-00	pk-5 SPACER, BALANCE SHAFT, (.150) BIG TWIN 2000-PRESENT
	40-0115	14783-00	pk-5 SPACER, BALANCE SHAFT, (.160) BIG TWIN 2000-PRESENT
	40-0120	14784-00	pk-5 SPACER, BALANCE SHAFT, (.170) BIG TWIN 2000-PRESENT
	40-0125	14785-00	pk-5 SPACER, BALANCE SHAFT, (.180) BIG TWIN 2000-PRESENT
	40-0130	14786-00	pk-5 SPACER, BALANCE SHAFT, (.190) BIG TWIN 2000-PRESENT
	40-0135	14787-00	pk-5 SPACER, BALANCE SHAFT, (.200) BIG TWIN 2000-PRESENT
	40-0140	14788-00	pk-5 SPACER, BALANCE SHAFT, (.210) BIG TWIN 2000-PRESENT
	40-0145	kit-9	SPACER, BALANCE SHAFT, (.130-.210) BIG TWIN 2000-PRESENT
6	* V-13-205	16583-00A	pk-10 DOWEL RING, BALANCE SHAFT, BIG TWIN 2001-PRESENT

EASTERN MOTORCYCLE PARTS

CRANKCASE

GEAR SIDE

BIG TWIN 1936-1969

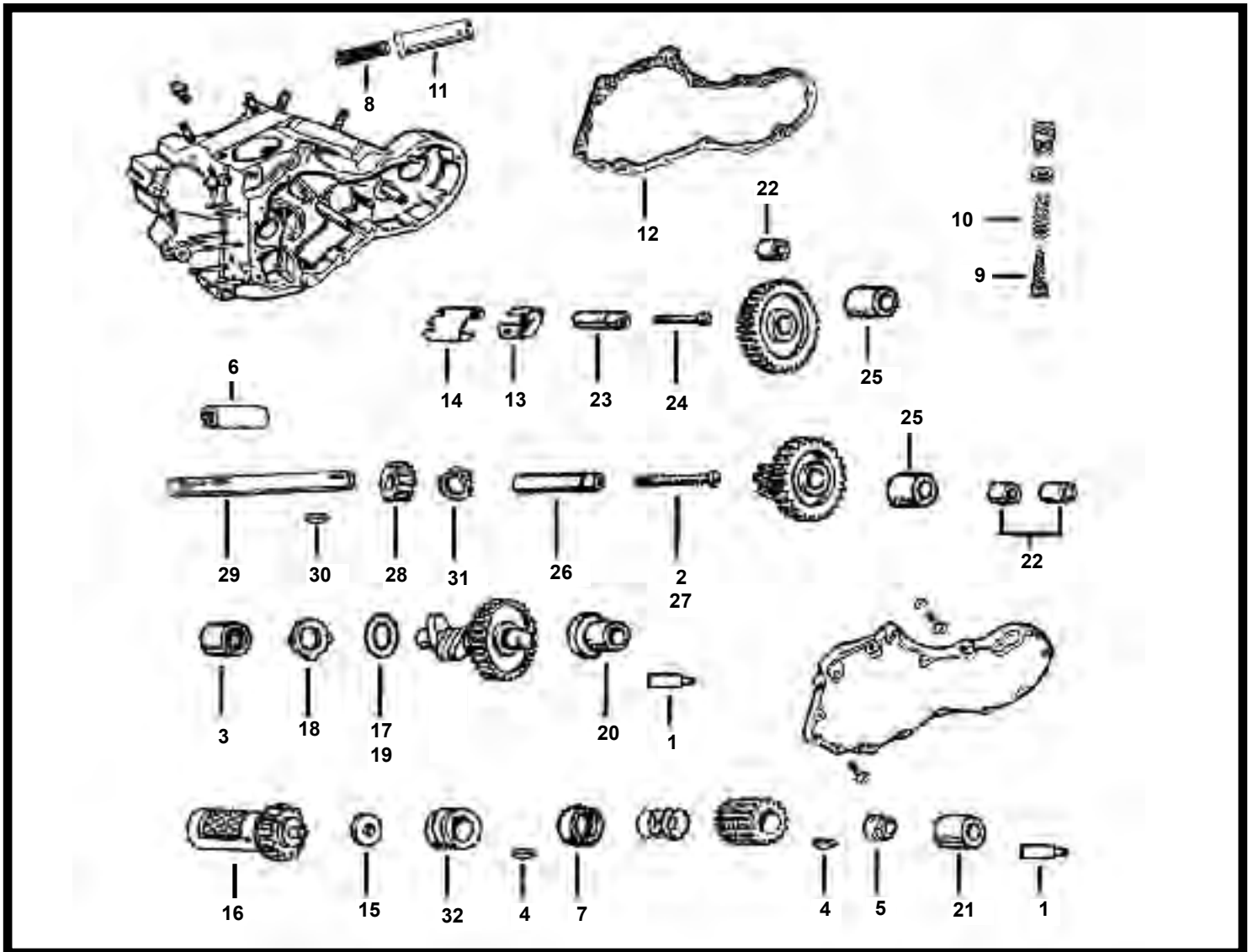


DIAGRAM NUMBER	EASTERN NUMBER	REPLACES OEM	DESCRIPTION
1	A-275	275	each DOWEL PINS, BRONZE CAM BUSHING (.125X1/4"), B/T 1930-1998
2	A-1430	1430	each SCREW, CIRCUIT BREAKER STUD (LEFT HAND), BIG TWIN 1959-1969
3	A-9058	9058	each CAM BEARING, BIG TWIN 1958-1999 **TORRINGTON**
	40-0305	9058	each CAM BEARING, BIG TWIN 1958-1999 **IMPORT**
4	A-23985-54	23985-54	pk-10 KEY, PINION SHAFT & OIL PUMP GEAR, BIG TWIN 1954-1981
5	A-24023-54	24023-54	each NUT, PINION SHAFT (L-H THREAD), BIG TWIN 1955-1990
6	A-24641-36	24641-36	each BUSHING, OIL PUMP DRIVE SHAFT, BIG TWIN 1936-1999
7	A-24703-40	24703-40	pk-5 SPACER, PINION SHAFT GEAR (R/S), BIG TWIN 1940-1954
	A-24703-54	24703-54	pk-5 SPACER, PINION SHAFT GEAR (R/S), BIG TWIN 1955-1990
8	A-24975-52	24975-52	pk-5 OIL SCREEN, CRANKCASE, BIG TWIN 1952-1962
	A-24975-63	24975-63	pk-5 OIL SCREEN, CRANKCASE, BIG TWIN 1963-1965
9	A-24981-66	24981-66	pk-5 OIL SCREEN, IN CRANKCASE, BIG TWIN 1966-1969

****CONTINUED ON NEXT PAGE****

5120 HILDA ROAD* BLACKVILLE, S.C. 29817* 803-284-3304

Pg 44

****EASTERN MOTORCYCLE PARTS****

****CRANKCASE****

****GEAR SIDE****

****BIG TWIN 1936-1969****

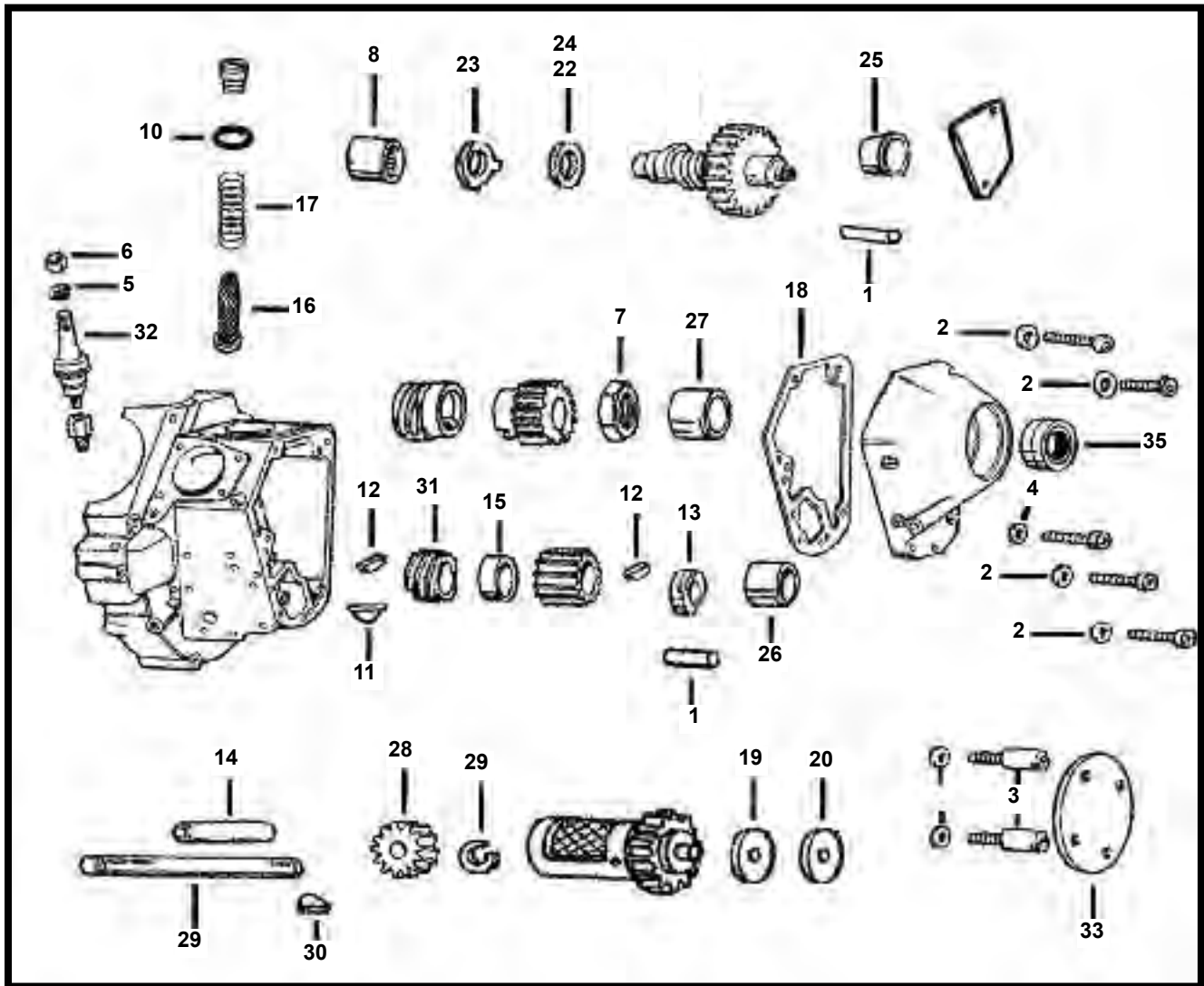
<u>DIAGRAM NUMBER</u>	<u>EASTERN NUMBER</u>	<u>REPLACES OEM</u>		<u>DESCRIPTION</u>
10	A-24982-66	24982-66	pk-10	SPRING, CRANKCASE OIL SCREEN, BIG TWIN 1966-1969
11	A-24985-52	24985-52	pk-5	CHECK VALVE BODY, OIL SCREEN, BIG TWIN 1952-1962
12	L-3-837	25225-36C	pk-10	GASKETS, CAM GEAR COVER, BIG TWIN 1936-1969
13	A-25275-36	25275-36	pk-5	BREATHER SCREEN, FOR SEPARATOR PLATE, BIG TWIN 1936-1969
14	A-25279-36	25279-39	pk-5	SEPARATOR PLATE, FOR BREATHER SCREEN, BIG TWIN 1936-1969
15	A-25313-SET		set-4	WASHER, BREATHER VALVE, STEEL (SET-4) BIG TWIN 1950-E/1979 SET INCLUDES: 1 OF EACH (.110, .115, .120, .125)
	A-25313-50	25313-50	pk-5	WASHER, BREATHER VALVE, STEEL (.115) BIG TWIN 1950-E/1979
	A-25314-50	25314-50	pk-5	WASHER, BREATHER VALVE, STEEL (.120) BIG TWIN 1950-E/1979
	A-25315-50	25315-50	pk-5	WASHER, BREATHER VALVE, STEEL (.125) BIG TWIN 1950-E/1979
	A-25316-52	25316-52	pk-5	WASHER, BREATHER VALVE, STEEL (.110) BIG TWIN 1950-E/1979
16	A-25313-73	25313-73	each	BREATHER VALVE, WITH GEAR, (STEEL) **IMPORTED** B/T 1948-E/77
17	A-25550-36	25550-36	pk-5	THRUST WASHER, CAM GEAR (.050), BIG TWIN 1936-1999
18	A-25550-57	25550-57	pk-5	THRUST WASHER PLATE, **WITH TABS** BIG TWIN 1958-1999
	* A-25550-57A	25550-57	pk-5	THRUST WASHER, **ROUND STYLE** BIG TWIN 1991-1999
19	A-25550-SET		set-10	WASHER, CAM GEAR (SET-10), BIG TWIN 1936-1999 SET INCLUDES: (1ea) .050,.055,.060,.065,.070,.075,.080,.085,.090,.095
	A-25550-90		pk-5	THRUST WASHER, CAM GEAR (.040), BIG TWIN 1936-1999
	A-25551-36	25551-36	pk-5	THRUST WASHER, CAM GEAR (.055), BIG TWIN 1936-1999
	A-25552-36	25552-36	pk-5	THRUST WASHER, CAM GEAR (.060), BIG TWIN 1936-1999
	A-25553-36	25553-36	pk-5	THRUST WASHER, CAM GEAR (.065), BIG TWIN 1936-1999
	A-25554-36	25554-36	pk-5	THRUST WASHER, CAM GEAR (.070), BIG TWIN 1936-1999
	A-25555-36	25555-36	pk-5	THRUST WASHER, CAM GEAR (.075), BIG TWIN 1936-1999
	A-25555-84	25555-84	pk-5	THRUST WASHER, CAM GEAR (.045), BIG TWIN 1936-1999
	A-25556-79	25556-79	pk-5	THRUST WASHER, CAM GEAR (.080), BIG TWIN 1936-1999
	A-25557-79	25557-79	pk-5	THRUST WASHER, CAM GEAR (.085), BIG TWIN 1936-1999
	A-25558-79	25558-79	pk-5	THRUST WASHER, CAM GEAR (.090), BIG TWIN 1936-1999
	A-25559-79	25559-79	pk-5	THRUST WASHER, CAM GEAR (.095), BIG TWIN 1936-1999
	A-25559-80		pk-5	THRUST WASHER, CAM GEAR (.100), BIG TWIN 1936-1999
20	A-25581-36	25581-36	each	BUSHING, CAM GEAR (IN COVER), BIG TWIN 1936-1969
	A-25581-36+5	25581-36	each	BUSHING, CAM GEAR (IN COVER), (.005 O/S) BIG TWIN 1936-1969
	* A-25581-36+10	25581-36	each	BUSHING, CAM GEAR (IN COVER), (.010 O/S) BIG TWIN 1936-1969
21	A-25582-54A	25582-54A	each	BUSHING, PINION SHAFT (COVER), BRONZE, BIG TWIN 1955-E/1973
22	A-25785-30A	25785-30A	pair	BUSHINGS, IDLER & CIRCUIT STUDS, BIG TWIN 1936-1969
23	A-25791-36	25791-36	each	STUD, IDLER GEAR (CRANKCASE), BIG TWIN 1936-1969
	A-25791-77			STUD & BUSHING KIT, (IDLER GEAR) BIG TWIN 1936-1969
	A-25791-87			STUD, BUSHING & SCREW KIT, (IDLER GEAR) BIG TWIN 1936-1969
24	A-25794-36	25794-36	pk-5	SCREWS, IDLER GEAR STUD (RIGHT HAND), BIG TWIN 1936-1969
25	A-25800-36	25800-36	pair	SPACERS, IDLER & CIRCUIT STUDS(1.125 O.D), BIG TWIN 1936-1969
	A-25800-36B	25800-36B	pair	SPACERS, IDLER & CIRCUIT STUDS(.750 O.D.), BIG TWIN 1936-1969
26	A-25856-36	25856-36	each	STUD, CIRCUIT BREAKER GEAR, BIG TWIN 1936-1969
	A-25856-77			STUD & BUSHING KIT, CIRCUIT BREAKER GEAR,BIG TWIN 1936-1969
	A-25856-86			STUD,BUSHING & SCREW KIT, CIRCUIT BREAKER, BIG TWIN 1936-58
	A-25856-87			STUD,BUSHING & SCREW KIT, CIRCUIT BREAKER, BIG TWIN 1959-69
27	A-25859-36	25859-36	pk-5	SCREWS, CIRCUIT BREAKER STUD, BIG TWIN 1936-1958
28	A-26345-39	26345-39	each	DRIVE GEAR, OIL PUMP, (25-T) BIG TWIN 1941-1972
29	A-26346-36	26346-36	each	DRIVE SHAFT, OIL PUMP, BIG TWIN 1936-1967
	A-26346-68	26346-68	each	DRIVE SHAFT, OIL PUMP, BIG TWIN 1968-1969
30	A-26348-15	26348-15	pk-10	KEY, OIL PUMP & PINION SHAFT, BIG TWIN 1936-1999
31	A-26348-36	26348-36	pk-10	RETAINING RING, OIL PUMP SHAFT, BIG TWIN 1936-1999
32	A-26349-54	26349-54	each	DRIVE GEAR, OIL PUMP, BIG TWIN 1954-1972

****EASTERN MOTORCYCLE PARTS****

****CRANKCASE****

****GEAR SIDE****

****BIG TWIN 1970-1998****



**DIAGRAM
NUMBER**

**EASTERN
NUMBER**

**REPLACES
OEM**

DESCRIPTION

1	A-275	275	pk-25	DOWEL PINS, CAM BUSHING, (.125 X 1/4") BIG TWIN 1930-1998
2	A-6099	6099	pk-25	WASHER, (STEEL) 1/4" X 7/16" X 1/16" THICK, **ZINC PLATED**
3	A-6192	6192	pk-25	WASHER, NO.8 X 7/16 X 3/64 THICK
	A-6194	6194	pk-25	WASHER, 13/64 X 7/16 X 1/64 THICK
4	A-6703	6703	pk-25	WASHER, 1/4 X 5/8 X 1/16 THICK
5	36-0262	7069	pk-100	LOCK WASHERS, REGULAR #10, **ZINC PLATED**

****CONTINUED ON NEXT PAGE****

****EASTERN MOTORCYCLE PARTS****

****CRANKCASE****

****GEAR SIDE****

****BIG TWIN 1970-1998****

<u>DIAGRAM NUMBER</u>	<u>EASTERN NUMBER</u>	<u>REPLACES OEM</u>	<u>DESCRIPTION</u>
6	L-3-817	7634	pk-10 NUT, WITH STAR WASHER, NO. 10-32 X 1/8 X 5/16 HEX. (STEEL)
7	A-7916A	7916A	pk-5 NUT, PINION GEAR, SHAFT END, BIG TWIN 1993-1999
8	A-9058	9058	each CAM BEARING, BIG TWIN 1958-1999 **TORRINGTON**
	40-0305	9058	each CAM BEARING, BIG TWIN 1958-1999 **IMPORT**
9	A-11002	11002	pk-10 RETAINING RING, OIL PUMP SHAFT, BIG TWIN 1970-1999
10	A-11105	11105	pk-10 O-RING, OIL PUMP AND DRAIN PLUG, BIG TWIN 1978-1999
11	A-11219	11219	pk-10 KEY, T-STYLE, PINION GEAR, BIG TWIN 1990-1999
12	A-23985-54	23985-54	pk-10 KEY, PINION SHAFT,OIL PUMP GEAR, BIG TWIN 1954-1990
13	A-24022-90	24022-90	each NUT, PINION SHAFT (LEFT-HAND THREAD), BIG TWIN 1991-1992
	A-24023-54	24023-54	each NUT, PINION SHAFT (LEFT-HAND THREAD), BIG TWIN 1955-1990
14	A-24641-36	24641-36	each BUSHING, OIL PUMP DRIVE SHAFT, BIG TWIN 1936-1999
15	A-24703-40	24703-40	pk-5 SPACER, PINION SHAFT GEAR (R/S), BIG TWIN 1940-1954
	A-24703-54	24703-54	pk-5 SPACER, PINION SHAFT GEAR, BIG TWIN 1955-1990
	A-24704-90	24704-90	pk-5 SPACER, PINION SHAFT GEAR, STEEL (R/S), BIG TWIN 1991-1992
16	A-24981-70	24981-70	pk-5 OIL SCREEN, IN CRANKCASE, BIG TWIN 1970-1999
17	A-24982-70	24982-70	pk-10 SPRING, CRANKCASE OIL SCREEN, BIG TWIN 1970-1999
18	L-3-839	25225-70B	pk-10 GASKETS, CAM GEAR COVER, BIG TWIN 1970-1992
	54-7005	25225-70B	pk-5 GASKETS, CAM GEAR COVER, **COMETIC** BIG TWIN 1970-1992
	L-3-839B	25225-93	pk-10 GASKETS, CAM GEAR COVER, BIG TWIN 1993-1999
19	A-25313-SET		set-4 WASHER, BREATHER VALVE (SET-4) STEEL, BIG TWIN 1950-E/1979 SET INCLUDES: (1) OF EACH (.110,.115,.120,.125)
	A-25313-50	25313-50	pk-5 WASHER, BREATHER VALVE (.115 THICK) BIG TWIN 1950-E/1979
	A-25314-50	25314-50	pk-5 WASHER, BREATHER VALVE (.120 THICK) BIG TWIN 1950-E/1979
	A-25315-50	25315-50	pk-5 WASHER, BREATHER VALVE (.125 THICK) BIG TWIN 1950-E/1979
	A-25316-52	25316-52	pk-5 WASHER, BREATHER VALVE (.110 THICK) BIG TWIN 1950-E/1979
20	A-25302-SET		set-8 WASHER, BREATHER VALVE (SET-8) STEEL, BIG TWIN L/1979-1982 SET INCLUDES: (1) OF EACH (.110,.115,.120,.125,.130,.135,.140,.145)
	A-25320-79	25320-79	pk-5 WASHER, BREATHER VALVE (.110 THICK) **STEEL** B/T L/1979-1982
	A-25321-79	25321-79	pk-5 WASHER, BREATHER VALVE (.115 THICK) **STEEL** B/T L/1979-1982
	A-25322-79	25322-79	pk-5 WASHER, BREATHER VALVE (.120 THICK) **STEEL** B/T L/1979-1982
	A-25323-79	25323-79	pk-5 WASHER, BREATHER VALVE (.125 THICK) **STEEL** B/T L/1979-1982
	A-25325-79	25325-79	pk-5 WASHER, BREATHER VALVE (.130 THICK) **STEEL** B/T L/1979-1982
	A-25326-79	25326-79	pk-5 WASHER, BREATHER VALVE (.135 THICK) **STEEL** B/T L/1979-1982
	A-25327-79	25327-79	pk-5 WASHER, BREATHER VALVE (.140 THICK) **STEEL** B/T L/1979-1982
	A-25328-79	25328-79	pk-5 WASHER, BREATHER VALVE (.145 THICK) **STEEL** B/T L/1979-1982
	A-25328-93		pk-5 WASHER, BREATHER VALVE (.150 THICK) **STEEL** B/T L/1979-1982
	A-25319-SET		set-8 WASHER, BREATHER VALVE(SET-8) PLASTIC, BIG TWIN 1982-1999 SET INCLUDES: (1) OF EACH (.130,.135,.140,.145,.150,.155,.160,.165)
	A-25320-82	25320-82	pk-5 WASHER, BREATHER VALVE (.130 THICK) **PLASTIC** B/T 1982-1999
	A-25321-82	25321-82	pk-5 WASHER, BREATHER VALVE (.135 THICK) **PLASTIC** B/T 1982-1999
	A-25322-82	25322-82	pk-5 WASHER, BREATHER VALVE (.140 THICK) **PLASTIC** B/T 1982-1999
	A-25323-82	25323-82	pk-5 WASHER, BREATHER VALVE (.145 THICK) **PLASTIC** B/T 1982-1999
	A-25325-82	25325-82	pk-5 WASHER, BREATHER VALVE (.150 THICK) **PLASTIC** B/T 1982-1999
	A-25326-82	25326-82	pk-5 WASHER, BREATHER VALVE (.155 THICK) **PLASTIC** B/T 1982-1999
	A-25327-82	25327-82	pk-5 WASHER, BREATHER VALVE (.160 THICK) **PLASTIC** B/T 1982-1999
	A-25328-82	25328-82	pk-5 WASHER, BREATHER VALVE (.165 THICK) **PLASTIC** B/T 1982-1999

****CONTINUED NEXT PAGE****

****EASTERN MOTORCYCLE PARTS****

****CRANKCASE****

****GEAR SIDE****

****BIG TWIN 1970-1998***

<u>DIAGRAM NUMBER</u>	<u>EASTERN NUMBER</u>	<u>REPLACES OEM</u>	<u>DESCRIPTION</u>
22	A-25550-36	25550-36	pk-5 THRUST WASHER, CAM GEAR (.050), BIG TWIN 1936-1999
23	A-25550-57	25550-57	pk-5 THRUST WASHER PLATE, **WITH TABS** BIG TWIN 1958-1999
	* A-25550-57A	25550-57A	THRUST WASHER, **ROUND STYLE** BIG TWIN 1991-1999
24	A-25550-SET		set-10 THRUST WASHER,CAM GEAR, (SET-10) BIG TWIN 1936-1999 SET INCLUDES: (1ea) .050,.055,.060,.065,.070,.075,.080,.085,.090,.095
	A-25550-90		pk-5 THRUST WASHER, CAM GEAR (.040), BIG TWIN 1936-1999
	A-25551-36	25551-36	pk-5 THRUST WASHER, CAM GEAR (.055), BIG TWIN 1936-1999
	A-25552-36	25552-36	pk-5 THRUST WASHER, CAM GEAR (.060), BIG TWIN 1936-1999
	A-25553-36	25553-36	pk-5 THRUST WASHER, CAM GEAR (.065), BIG TWIN 1936-1999
	A-25554-36	25554-36	pk-5 THRUST WASHER, CAM GEAR (.070), BIG TWIN 1936-1999
	A-25555-36	25555-36	pk-5 THRUST WASHER, CAM GEAR (.075), BIG TWIN 1936-1999
	A-25555-84	25555-84	pk-5 THRUST WASHER, CAM GEAR (.045), BIG TWIN 1936-1999
	A-25556-79	25556-79	pk-5 THRUST WASHER, CAM GEAR (.080), BIG TWIN 1936-1999
	A-25557-79	25557-79	pk-5 THRUST WASHER, CAM GEAR (.085), BIG TWIN 1936-1999
	A-25558-79	25558-79	pk-5 THRUST WASHER, CAM GEAR (.090), BIG TWIN 1936-1999
	A-25559-79	25559-79	pk-5 THRUST WASHER, CAM GEAR (.095), BIG TWIN 1936-1999
	A-25559-80		pk-5 THRUST WASHER, CAM GEAR (.100), BIG TWIN 1936-1999
25	A-25581-70	25581-70	each BUSHING, CAM GEAR, (IN COVER) BIG TWIN 1970-1999
	A-25581-70+5	25581-70	each BUSHING, CAM GEAR, **IN COVER** (.005 O/S) BIG TWIN 1970-1999
	A-25581-70+10	25581-70	each BUSHING, CAM GEAR, **IN COVER** (.010 O/S) BIG TWIN 1970-1999
26	A-25582-54A	25582-54	each BUSHING, PINION SHAFT (COVER), BRONZE, BIG TWIN 1955-E/1973
	A-25582-73	25582-73	each BUSHING, PINION SHAFT (COVER), BRONZE, BIG TWIN L/1973-1992
	A-25582-73+5	25582-73	each BUSHING, PINION SHAFT (.005) BRONZE, BIG TWIN L/1973-1992
27	A-25582-93	25582-93	each BUSHING, PINION SHAFT (COVER), BRONZE, BIG TWIN 1993-1999
	A-25582-93+5	25582-93	each BUSHING, PINION SHAFT (.005) BRONZE, BIG TWIN 1993-1999
28	A-26345-39	26345-39	each DRIVE GEAR, OIL PUMP, (25-T) BIG TWIN 1941-1972
	A-26345-73	26345-73	each DRIVE GEAR, OIL PUMP, (24-T) BIG TWIN 1973-1999
29	A-26346-70	26346-70	each DRIVE SHAFT, OIL PUMP, BIG TWIN 1970-1999
30	A-26348-15	26348-15	pk-10 KEY, OIL PUMP & PINION SHAFT, BIG TWIN 1936-1999
31	A-26349-54	26349-54	each GEAR, OIL PUMP DRIVE, BIG TWIN 1954-1972
	A-26349-73A	26349-73	each GEAR, OIL PUMP DRIVE, BIG TWIN 1973-1985
	A-26349-84	26349-84	each GEAR, OIL PUMP DRIVE, BIG TWIN 1984-1989
32	A-26561-84	26561-84	each SWITCH, OIL PRESSURE, (EVOLUTION) BIG TWIN 1984-1999
33	L-3-832	32591-70	pk-10 GASKETS, *POINTS* (GEAR) COVER, BIG TWIN 1970-1979
	L-3-834	32591-80	pk-10 GASKETS, *POINTS* (GEAR) COVER, BIG TWIN 1980-1996
34	A-32601-78	32601-78	pair STUDS, CIRCUIT BREAKER PLATE, BIG TWIN 1970-1982
	A-32606-82	32606-82	pair STUDS, CIRCUIT BREAKER PLATE, BIG TWIN 1982-1999
	A-32606-96		pair STUDS, CIRCUIT BREAKER PLATE (O/S THREAD), B/T 1982-1999
	A-32608-70	32608-70	pair STUDS, CIRCUIT BREAKER PLATE, BIG TWIN 1970-1972
35	A-83162-51	83162-51	pk-5 OIL SEALS, CRANK CASE (POINTS), BIG TWIN 1970-1999

****PART NOT SHOWN****

A-60348-65B 60348-65B kit-3 DRAIN PLUG ****MAGNETIC**** BIG TWIN 1965-1999

****EASTERN MOTORCYCLE PARTS****



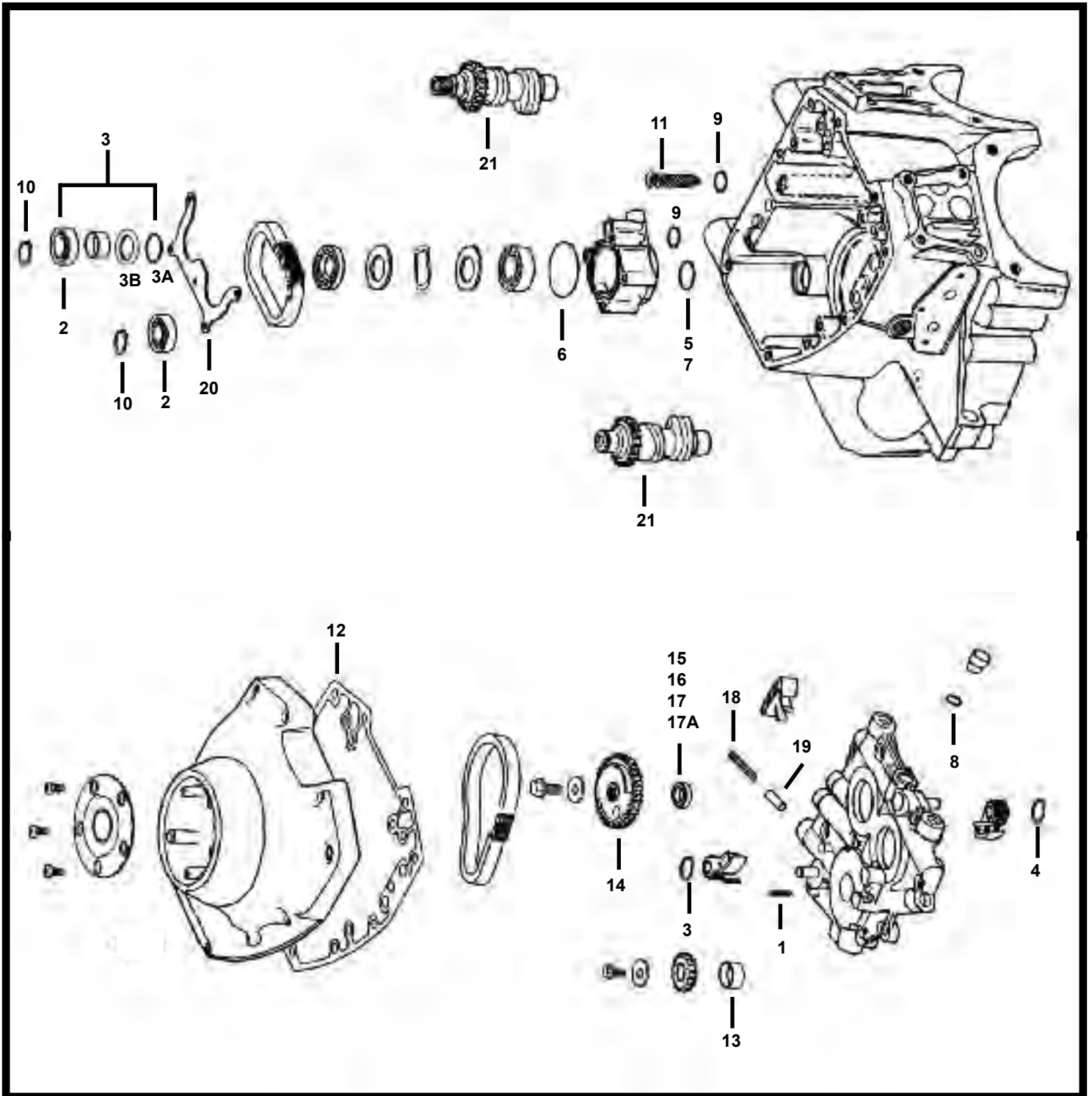
5120 HILDA ROAD* BLACKVILLE, S.C. 29817* 803-284-3304

****EASTERN MOTORCYCLE PARTS****

****CAMSHAFT AND COVER****

****2-CAM****

****BIG TWIN 1999-PRESENT****



****CONTINUED NEXT PAGE****

5120 HILDA ROAD* BLACKVILLE, S.C. 29817* 803-284-3304

Pg 49


****EASTERN MOTORCYCLE PARTS****

****CAMSHAFT AND COVER****

****2-CAM****

****BIG TWIN 1999-PRESENT****

<u>DIAGRAM NUMBER</u>	<u>EASTERN NUMBER</u>	<u>REPLACES OEM</u>	<u>DESCRIPTION</u>
1	A-601	601	pk-25 ROLL PINS, **1/8 X 3/4** (ZINC PLATED)
2	A-8990	8990	each BEARING, WITH INNER RACE , LEFT SIDE CAM, BIG TWIN 1999-2006
3	A-8983	8983	each BEARING ASSEMBLY, BIG TWIN 2000-2006
3A	A-8983-O		pk-10 O-RINGS, **FOR 8983 BEARING** BIG TWIN 2000-2006
3B	A-8983-S		pk-5 SPACERS, **FOR 8983 BEARING** BIG TWIN 2000-2006
4	A-11031	11031	pk-10 RETAINING RING, BIG TWIN 1999-PRESENT
5	A-11157	11157	pk-10 O-RING, INNER OIL PUMP, BIG TWIN 2003-PRESENT
6	A-11286	11286	pk-10 O-RING, INNER OIL PUMP, BIG TWIN 1999-2007
7	A-11293	11293	pk-10 O-RING, INNER OIL PUMP, BIG TWIN 1999-2002
8	A-11298	11298	pk-10 O-RING, CAM SUPPORT PLUG, BIG TWIN 1999-2006
9	A-11301	11301	pk-10 O-RINGS, INNER OIL PUMP, BIG TWIN 1999-PRESENT
10	A-11494	11494	pk-10 RETAINING RING, OUTER CAM GEAR, BIG TWIN 1999-2006
11	A-24983-00	24983-00	pk-5 OIL SCREEN, BIG TWIN 2001-PRESENT
12	47-0383	25244-99	pk-10 GASKET, CAM GEAR COVER, BIG TWIN 1999-PRESENT
	54-7011	25244-99	pk-5 GASKET, CAM GEAR COVER, WITH SILICONE BEAD , BIG TWIN 1999-P.
13	A-25344-99	25344-99	each BUSHING, CAMSHAFT, BIG TWIN 1999-PRESENT
14	74-1399	25716-99	each SPROCKET, CAM DRIVE **34-TOOTH** BIG TWIN 1999-2006
15	A-25562-99	25562-99	pk-5 SPACER, CAM DRIVE SPROCKET **350 THICK** BIG TWIN 1999-ONLY
	A-25595-99	25595-99	pk-5 SPACER, CAM DRIVE SPROCKET **355 THICK** BIG TWIN 1999-ONLY
	A-25674-99	25674-99	pk-5 SPACER, CAM DRIVE SPROCKET **360 THICK** BIG TWIN 1999-ONLY
	A-25675-99	25675-99	pk-5 SPACER, CAM DRIVE SPROCKET **365 THICK** BIG TWIN 1999-ONLY
	A-25676-99	25676-99	pk-5 SPACER, CAM DRIVE SPROCKET **370 THICK** BIG TWIN 1999-ONLY
	A-25676-SET		set-5 SPACER SET, CAM DRIVE SPROCKET, BIG TWIN 1999-ONLY SET INCL: (1) each 25562-99, 25595-99, 25674-99, 25675-99, 25676-99
16	A-25717-99	25717-99	pk-5 SPACER, CAM DRIVE SPROCKET **270 THICK** BIG TWIN 2000-ONLY
	A-25719-99	25719-99	pk-5 SPACER, CAM DRIVE SPROCKET **260 THICK** BIG TWIN 2000-ONLY
	A-25721-99	25721-99	pk-5 SPACER, CAM DRIVE SPROCKET **250 THICK** BIG TWIN 2000-ONLY
	A-25722-99	25722-99	pk-5 SPACER, CAM DRIVE SPROCKET **230 THICK** BIG TWIN 2000-ONLY
	A-25723-99	25723-99	pk-5 SPACER, CAM DRIVE SPROCKET **240 THICK** BIG TWIN 2000-ONLY
	A-25724-SET		set-5 SPACER SET, CAM DRIVE SPROCKET, BIG TWIN 2000-ONLY SET INCL: (1) each 25717-99, 25719-99, 25721-99, 25722-99, 25723-99



****CONTINUED NEXT PAGE****

****EASTERN MOTORCYCLE PARTS****

****CAMSHAFT AND COVER****

****2-CAM****

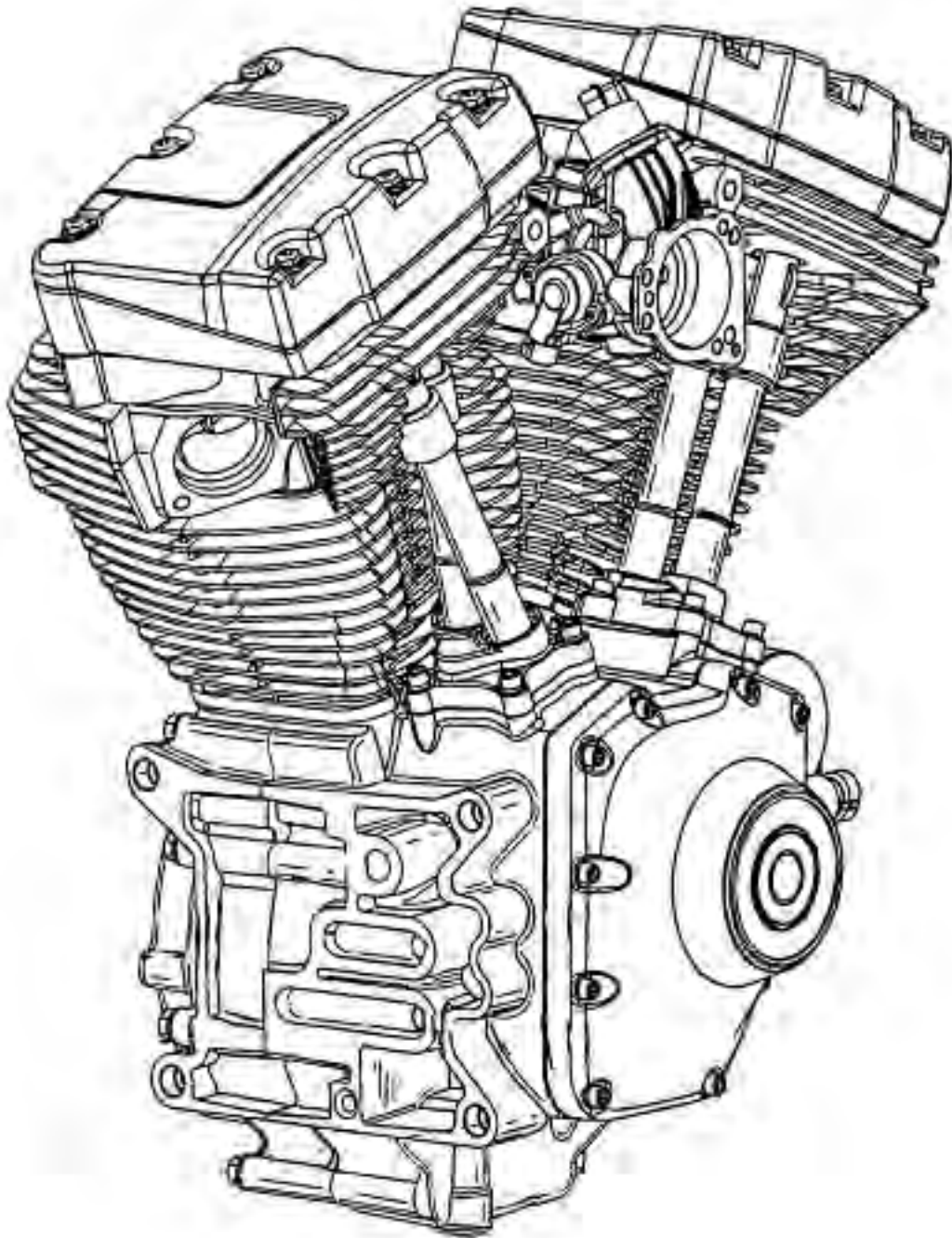
****BIG TWIN 1999-PRESENT****

<u>DIAGRAM NUMBER</u>	<u>EASTERN NUMBER</u>	<u>REPLACES OEM</u>	<u>DESCRIPTION</u>
17	A-25717-00	25717-00	pk-5 SPACER, CAM DRIVE SPROCKET **327 THICK** BIG TWIN 2001-2005
	A-25719-00	25719-00	pk-5 SPACER, CAM DRIVE SPROCKET **317 THICK** BIG TWIN 2001-2005
	A-25721-00	25721-00	pk-5 SPACER, CAM DRIVE SPROCKET **307 THICK** BIG TWIN 2001-2005
	A-25722-00	25722-00	pk-5 SPACER, CAM DRIVE SPROCKET **287 THICK** BIG TWIN 2001-2005
	A-25723-00	25723-00	pk-5 SPACER, CAM DRIVE SPROCKET **297 THICK** BIG TWIN 2001-2005
	A-25723-SET	set-5	SPACER SET, CAM DRIVE SPROCKET, BIG TWIN 2001-2005 SET INCL: (1) each 25717-00, 25719-00, 25721-00, 25722-00, 25723-00
17A	* 41-0130	25729-06	pk-5 SPACER, CAM DRIVE SPROCKET **100 THICK** BIG TWIN 2006-PRES.
	* 41-0132	25731-06	pk-5 SPACER, CAM DRIVE SPROCKET **110 THICK** BIG TWIN 2006-PRES
	* 41-0134	25734-06	pk-5 SPACER, CAM DRIVE SPROCKET **120 THICK** BIG TWIN 2006-PRES
	* 41-0136	25736-06	pk-5 SPACER, CAM DRIVE SPROCKET **130 THICK** BIG TWIN 2006-PRES
	* 41-0138	25737-06	pk-5 SPACER, CAM DRIVE SPROCKET **140 THICK** BIG TWIN 2006-PRES
	* 41-0140	25738-06	pk-5 SPACER, CAM DRIVE SPROCKET **150 THICK** BIG TWIN 2006-PRES
	* 41-0150	set-6	SPACER SET, CAM DRIVE SPROCKET, BIG TWIN 2006-PRESENT SET INCLUDES: (1) each 25729-06, 25731-06, 25734-06, 25736-06, 25737-06, 25738-06
18	A-26210-99	26210-99	pk-10 SPRING, OIL PUMP RELIEF VALVE, BIG TWIN 1999-PRESENT
19	A-26400-82	26400-82	each PLUNGER, OIL PUMP RELIEF VALVE, BIG TWIN 1999-PRESENT
20	A-35060-00	35060-00	pk-5 BEARING RETENTION PLATE, BIG TWIN 2000-2006
21	74-1301	set	CAM **ANDREWS** TW-21 GRIND (498 LIFT) BIG TWIN 1999-2006
	74-1302	set	CAM **ANDREWS** TW-26 GRIND (490 LIFT) BIG TWIN 1999-2006
	74-1303	set	CAM **ANDREWS** TW-31 GRIND (510 LIFT) BIG TWIN 1999-2006
	74-1304	set	CAM **ANDREWS** TW-37 GRIND (510 LIFT) BIG TWIN 1999-2006
	74-1305	set	CAM **ANDREWS** TW-44 GRIND (495 LIFT) BIG TWIN 1999-2006
	74-1306	set	CAM **ANDREWS** TW-50 GRIND (510 LIFT) BIG TWIN 1999-2006
	74-1307	set	CAM **ANDREWS** TW-55 GRIND (550 LIFT) BIG TWIN 1999-2006
	74-1308	set	CAM **ANDREWS** TW-60 GRIND (560 LIFT) BIG TWIN 1999-2006
	74-1312	set	CAM **ANDREWS** TW-67 GRIND (550 LIFT) BIG TWIN 1999-2006
	74-1351	set	CAM **ANDREWS** 21-G GRIND (498 LIFT) BIG TWIN 1999-2006
	75-0193	set	CAM **CRANE** HTC-300-2 GRIND (505 LIFT) BIG TWIN 2000-PRESENT
	75-0195	set	CAM **CRANE** HTC-310-2 GRIND (505 LIFT) BIG TWIN 2000-PRESENT



74-1301

****EASTERN MOTORCYCLE PARTS****



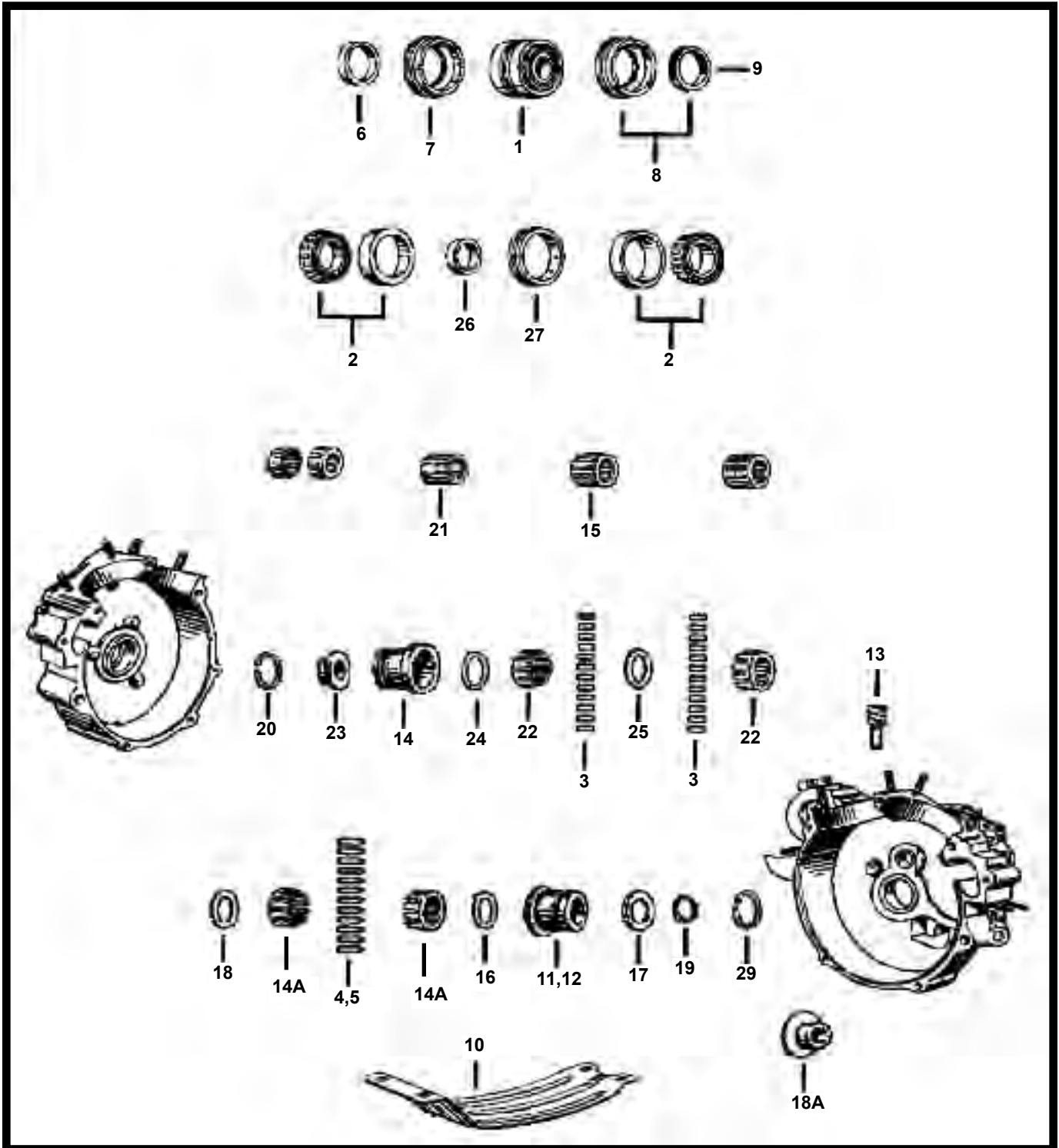
5120 HILDA ROAD* BLACKVILLE, S.C. 29817* 803-284-3304

****EASTERN MOTORCYCLE PARTS****

****CRANKCASE****

****OVERHEAD VALVE****

****BIG TWIN 1940-1957****



****CONTINUED NEXT PAGE****

5120 HILDA ROAD* BLACKVILLE, S.C. 29817* 803-284-3304

Pg 52

****EASTERN MOTORCYCLE PARTS****

****CRANKCASE****

****OVERHEAD VALVE****

****BIG TWIN 1940-1957****

<u>DIAGRAM NUMBER</u>	<u>EASTERN NUMBER</u>	<u>REPLACES OEM</u>		<u>DESCRIPTION</u>
1	A-9029	9029	each	BEARING **COMPLETE** SPROCKET SHAFT, BIG TWIN 1955-1968
2	A-9045	9045	each	BEARING, SPROCKET SHAFT **CUP & CONE ONLY** B/T 1955-2002
3	A-9220-24	9220	set-24	BEARINGS, CASE BUSHING **L/SIDE** (STD) BIG TWIN 1930-1957
	A-9221-24	9221	set-24	BEARINGS, CASE BUSHING **L/SIDE** (.0002) BIG TWIN 1930-1957
	A-9222-24	9222	set-24	BEARINGS, CASE BUSHING **L/SIDE** (.0004) BIG TWIN 1930-1957
	A-9223-24	9223	set-24	BEARINGS, CASE BUSHING **L/SIDE** (.0006) BIG TWIN 1930-1957
	A-9224-24	9224	set-24	BEARINGS, CASE BUSHING **L/SIDE** (.0008) BIG TWIN 1930-1957
	A-9225-24	9225	set-24	BEARINGS, CASE BUSHING **L/SIDE** (+.001) BIG TWIN 1930-1957
	A-9226-24		set-24	BEARINGS, CASE BUSHING **L/SIDE** (+.002) BIG TWIN 1930-1957
4	A-9261-12	9261	set-12	BEARINGS, CASE BUSHING **R/SIDE** (STD) BIG TWIN 1937-1954
	A-9262-12	9262	set-12	BEARINGS, CASE BUSHING **R/SIDE** (.0002) BIG TWIN 1937-1954
	A-9263-12	9263	set-12	BEARINGS, CASE BUSHING **R/SIDE** (.0004) BIG TWIN 1937-1954
	A-9264-12	9264	set-12	BEARINGS, CASE BUSHING **R/SIDE** (.0006) BIG TWIN 1937-1954
	A-9265-12	9265	set-12	BEARINGS, CASE BUSHING **R/SIDE** (.0008) BIG TWIN 1937-1954
	A-9266-12	9266	set-12	BEARINGS, CASE BUSHING **R/SIDE** (+.001) BIG TWIN 1937-1954
5	A-9421-13	9421	set-13	BEARINGS, CASE BUSHING **R/SIDE** (STD) BIG TWIN 1955-1957
	A-9422-13	9422	set-13	BEARINGS, CASE BUSHING **R/SIDE** (.0002) BIG TWIN 1955-1957
	A-9423-13	9423	set-13	BEARINGS, CASE BUSHING **R/SIDE** (.0004) BIG TWIN 1955-1957
	A-9424-13	9424	set-13	BEARINGS, CASE BUSHING **R/SIDE** (.0006) BIG TWIN 1955-1957
	A-9425-13	9425	set-13	BEARINGS, CASE BUSHING **R/SIDE** (.0008) BIG TWIN 1955-1957
	A-9426-13	9426	set-13	BEARINGS, CASE BUSHING **R/SIDE** (+.001) BIG TWIN 1955-1957
6	A-24029-55	24029-55	pk-5	SPACER, SPROCKET SHAFT, (.336 THICK) BIG TWIN 1955-1964
7	A-24031-55	24031-55	each	BEARING NUT, SPROCKET SHAFT **OEM STYLE** BIG TWIN 1955-'68
8	A-24031-93		each	BEARING NUT **W/OIL SEAL** SPROCKET SHAFT, BIG TWIN 1955-'68
9	A-24031-94		each	OIL SEAL FOR BEARING NUT, BIG TWIN 1955-1968
10	Y-21-960	24490-36	each	CRANKCASE MOTOR GUARD **CHROME** BIG TWIN 1936-1984
11	A-24599-40	24599-40	each	CASE BUSHING **RIGHT SIDE** (STD) BIG TWIN 1940-1954
	A-24600-40	24600-40	each	CASE BUSHING **RIGHT SIDE** (.002) BIG TWIN 1940-1954
	A-24601-40	24601-40	each	CASE BUSHING **RIGHT SIDE** (.005) BIG TWIN 1940-1954
	A-24601-78		each	CASE BUSHING **RIGHT SIDE** (.010) BIG TWIN 1940-1954
	A-24601-79		each	CASE BUSHING **RIGHT SIDE** (.015) BIG TWIN 1940-1954
	A-24601-80		each	CASE BUSHING **RIGHT SIDE** (.020) BIG TWIN 1940-1954
	A-24601-81		each	CASE BUSHING **RIGHT SIDE** (.025) BIG TWIN 1940-1954
*	A-24601-82		each	CASE BUSHING **RIGHT SIDE** (.030) BIG TWIN 1940-1954
*	A-24601-83		each	CASE BUSHING **RIGHT SIDE** (.035) BIG TWIN 1940-1954
*	A-24601-83C		each	CASE BUSHING **RIGHT SIDE** (.040) BIG TWIN 1940-1954
12	A-24599-55	24599-55	each	CASE BUSHING **RIGHT SIDE** (STD) BIG TWIN 1955-1957
	A-24600-55	24600-55	each	CASE BUSHING **RIGHT SIDE** (.002) BIG TWIN 1955-1957
	A-24601-55	24601-55	each	CASE BUSHING **RIGHT SIDE** (.005) BIG TWIN 1955-1957
	A-24601-84		each	CASE BUSHING **RIGHT SIDE** (.010) BIG TWIN 1955-1957
	A-24601-85		each	CASE BUSHING **RIGHT SIDE** (.015) BIG TWIN 1955-1957
13	A-24608-54	24608-54	pk-10	LOCK SCREWS, CASE BUSHINGS, BIG TWIN 1954-1978
14	A-24621-40	24621-40	each	CASE BUSHING **LEFT SIDE** (STD) BIG TWIN 1940-1954
	A-24622-40	24622-40	each	CASE BUSHING **LEFT SIDE** (.002) BIG TWIN 1940-1954
	A-24623-40	24623-40	each	CASE BUSHING **LEFT SIDE** (.005) BIG TWIN 1940-1954
	A-24623-78		each	CASE BUSHING **LEFT SIDE** (.010) BIG TWIN 1940-1954
	A-24623-79		each	CASE BUSHING **LEFT SIDE** (.015) BIG TWIN 1940-1954
	A-24623-80		each	CASE BUSHING **LEFT SIDE** (.020) BIG TWIN 1940-1954
	A-24623-81		each	CASE BUSHING **LEFT SIDE** (.025) BIG TWIN 1940-1954
*	A-24623-82		each	CASE BUSHING **LEFT SIDE** (.030) BIG TWIN 1940-1954
*	A-24623-83		each	CASE BUSHING **LEFT SIDE** (.035) BIG TWIN 1940-1954
*	A-24623-84		each	CASE BUSHING **LEFT SIDE** (.040) BIG TWIN 1940-1954

****CONTINUED ON NEXT PAGE****

5120 HILDA ROAD* BLACKVILLE, S.C. 29817* 803-284-3304


****EASTERN MOTORCYCLE PARTS****

****CRANKCASE****

****OVERHEAD VALVE****

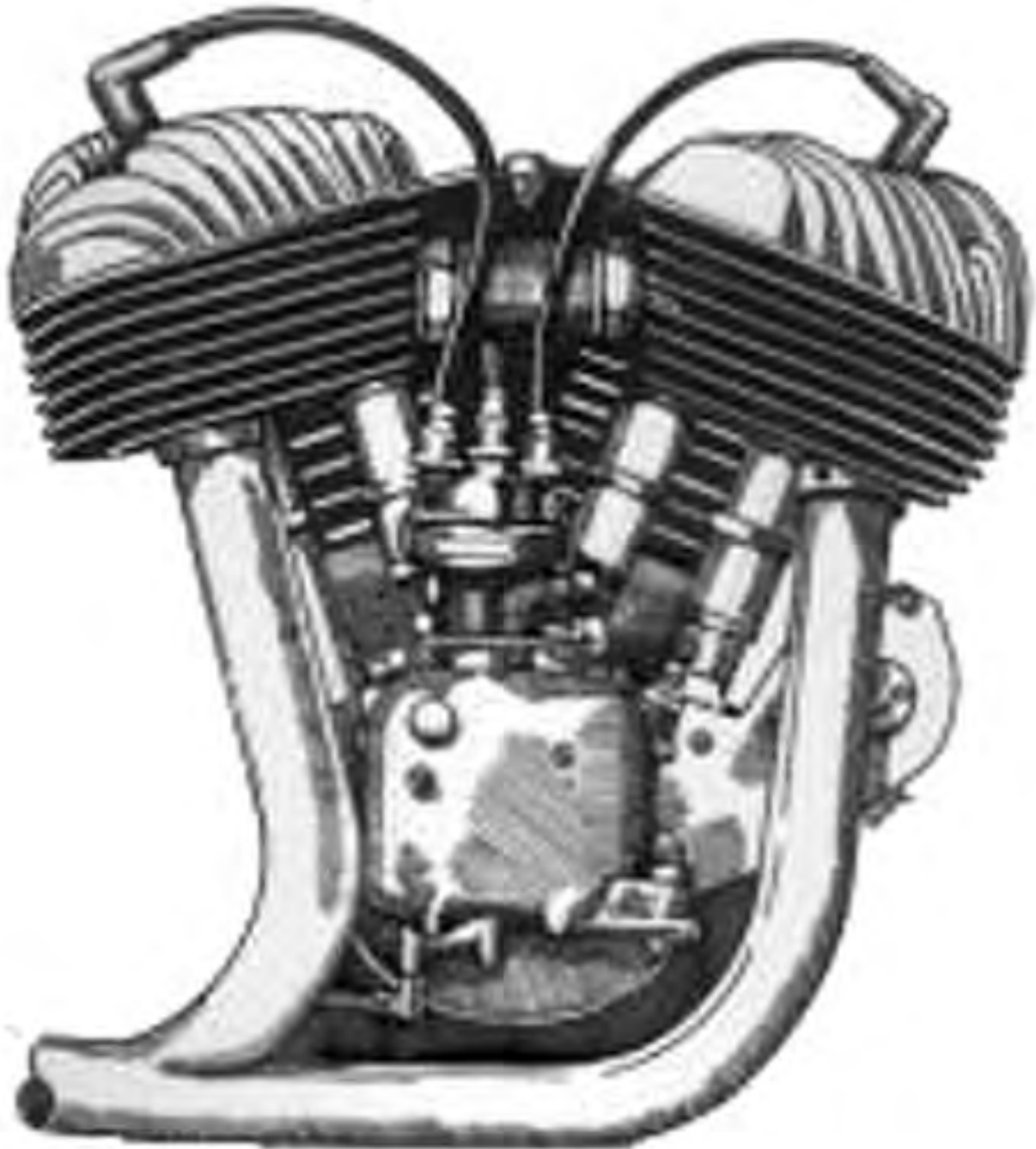
****BIG TWIN 1940-1957****

DIAGRAM NUMBER	EASTERN NUMBER	REPLACES OEM	DESCRIPTION
14A *	A-24646-36	24646-36 pair	ROLLER RETAINER, **PINION SHAFT** BIG TWIN 1936-1954
15	A-24650-55	24650-55 set	RETAINERS **WITH BEARINGS** R/SIDE (STD) BIG TWIN 1955-1957
	A-24651-55	24651-55 set	RETAINERS **WITH BEARINGS** R/SIDE (.0002) BIG TWIN 1955-1957
	A-24652-55	24652-55 set	RETAINERS **WITH BEARINGS** R/SIDE (.0004) BIG TWIN 1955-1957
	A-24653-55	24653-55 set	RETAINERS **WITH BEARINGS** R/SIDE (.0006) BIG TWIN 1955-1957
	A-24654-55	24654-55 set	RETAINERS **WITH BEARINGS** R/SIDE (.0008) BIG TWIN 1955-1957
	A-24655-55	24655-55 set	RETAINERS **WITH BEARINGS** R/SIDE (.001) BIG TWIN 1955-1957
	16	A-24690-40	24690-40 pk-5
17	A-24692-54	24692-54 pk-5	WASHERS, GEAR SHAFT **RIGHT SIDE** BIG TWIN 1954-1957
18	A-24695-40	24695-40 pk-5	SPACER, CASE BUSHING **RIGHT SIDE** BIG TWIN 1940-1954
18A	A-24697-40	24697-40 each	SEAL RING HAT FOR PINION SHAFT, BIG TWIN 1940-1954
19	A-24701-54	24701-54 pk-10	RETAINING RING, CASE BUSHING, BIG TWIN 1954-1957
20	A-24702-40	24702-40 pk-10	RETAINING RING, CASE BUSHING, BIG TWIN 1940-1954
21	A-24718-54	24718-54 each	ROLLER RETAINER, **RIGHT SIDE** BIG TWIN 1955-1957
22	A-24721-30	24721-30 each	ROLLER RETAINER, **LEFT SIDE** BIG TWIN 1930-1954
23	A-24776-40	24776-40 each	OIL SLINGER, **OEM STYLE** BIG TWIN 1940-1954
	A-24776-99	each	OIL SLINGER, **WITH OIL SEAL** BIG TWIN 1940-1954
24	A-24779-40	24779-40 pk-5	WASHERS, CASE BUSHING **LEFT SIDE** BIG TWIN 1940-1954
25	A-24781-36	24781-36 pk-5	SPACER, CASE BUSHING **LEFT SIDE** BIG TWIN 1937-1954
26	45-0115	pk-5	SPACER, INNER TIMKEN (.256/.257) BIG TWIN 1955-1968
	45-0117	pk-5	SPACER, INNER TIMKEN (.258/.259) BIG TWIN 1955-1968
	45-0119	pk-5	SPACER, INNER TIMKEN (.260/.261) BIG TWIN 1955-1968
	45-0121	pk-5	SPACER, INNER TIMKEN (.262/.263) BIG TWIN 1955-1968
	45-0123	pk-5	SPACER, INNER TIMKEN (.264/.265) BIG TWIN 1955-1968
	45-0125	pk-5	SPACER, INNER TIMKEN (.266/.267) BIG TWIN 1955-1968
27	45-0135	each	SPACER, OUTER TIMKEN **W/OIL HOLES** BIG TWIN 1955-1968



A-24031-55	24031-55	each	SPROCKET SHAFT BEARING NUT **OEM STYLE** BIG TWIN 1955-1968
A-24031-93	24031-55	each	SPROCKET SHAFT BEARING NUT **WITH OIL SEAL** BIG TWIN 1955-1968
A-24031-94		pk-5	OIL SEAL FOR SPROCKET SHAFT BEARING NUT, BIG TWIN 1955-1968
A-24912-48A	24912-48A	each	BREATHER PIPE, CRANKCASE TO PRIMARY, BIG TWIN 1948-1957
A-24913-58	24913-58	each	BREATHER PIPE, CRANKCASE TO PRIMARY, BIG TWIN 1958-1964
			KIT, BREATHER PIPE WITH NIPPLE, BIG TWIN 1958-1964
A-24918-58	24918-58	each	BREATHER NIPPLE, BIG TWIN 1958-1964

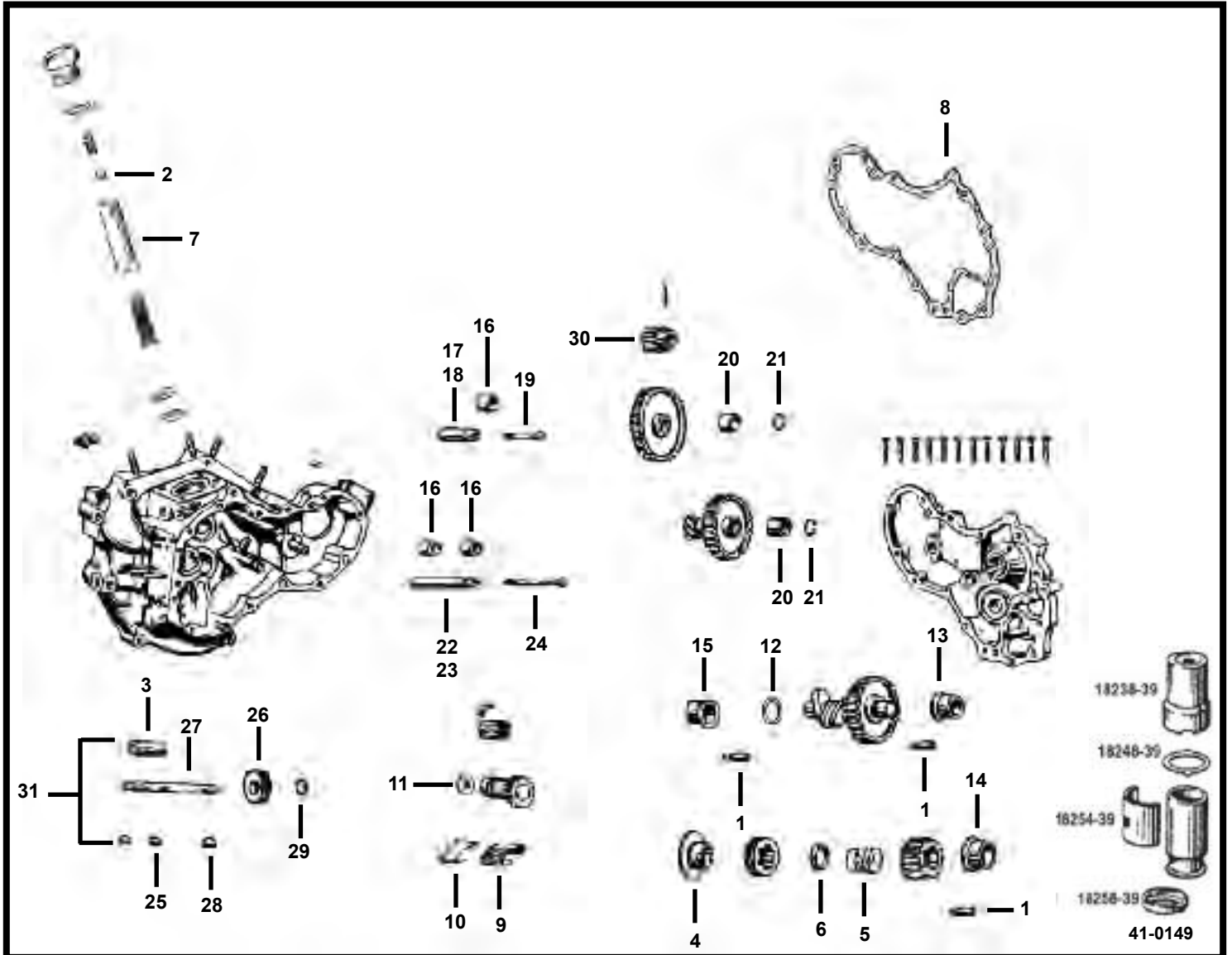
****EASTERN MOTORCYCLE PARTS****



5120 HILDA ROAD* BLACKVILLE, S.C. 29817* 803-284-3304

EASTERN MOTORCYCLE PARTS

CRANKCASE ****OVERHEAD VALVE**** ****GEAR SIDE**** ****BIG TWIN 1940-1957****



<u>DIAGRAM NUMBER</u>	<u>EASTERN NUMBER</u>	<u>REPLACES OEM</u>	<u>DESCRIPTION</u>
1	A-271	271	pk-25 ROLL PINS, CAM BUSHINGS
2	A-8856A	8856	pk-10 BALL BEARINGS **7/32" DIAMETER**
3	A-24641-36	24641-36	each BUSHING, OIL PUMP DRIVE SHAFT, BIG TWIN 1936-1999
4	A-24697-40	24697-40	each SEAL RING FOR PINION SHAFT, BIG TWIN 1948-1954
5	A-24699-37	24699-37	pk-10 SPRING, GEAR SHAFT SPACER, BIG TWIN 1935-1954
6	A-24703-40	24703-40	pk-5 SPACER, PINION SHAFT GEAR, BIG TWIN 1948-1954
7	A-24985-52	24985-52	pk-5 CHECK VALVE BODY, BIG TWIN 1952-1962
8	L-3-837	25225-36	pk-10 GASKETS, CAM COVER, BIG TWIN 1936-1969
9	A-25275-36	25275-36	pk-5 BREATHER SCREEN, BIG TWIN 1936-1969
10	A-25279-36	25279-36	pk-5 SEPARATOR PLATE, BIG TWIN 1936-1969

5120 HILDA ROAD BLACKVILLE, S.C. 29817* 803-284-3304*

****EASTERN MOTORCYCLE PARTS****

****CRANKCASE****

****OVERHEAD VALVE****

****GEAR SIDE****

****BIG TWIN 1940-1957****

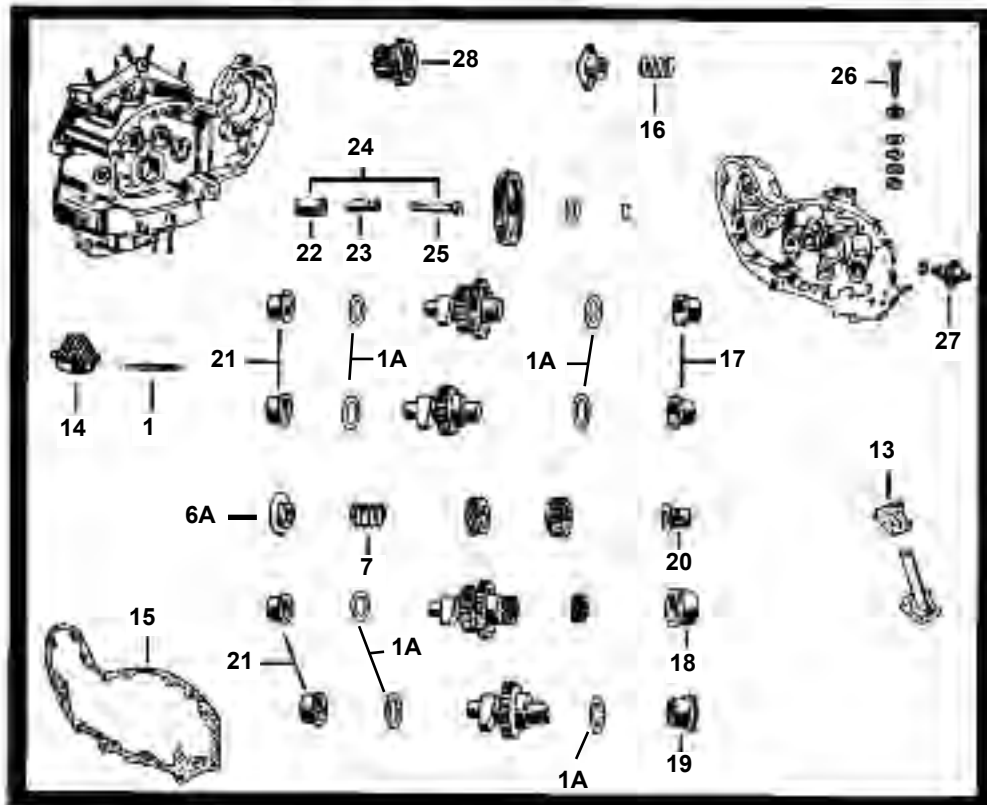
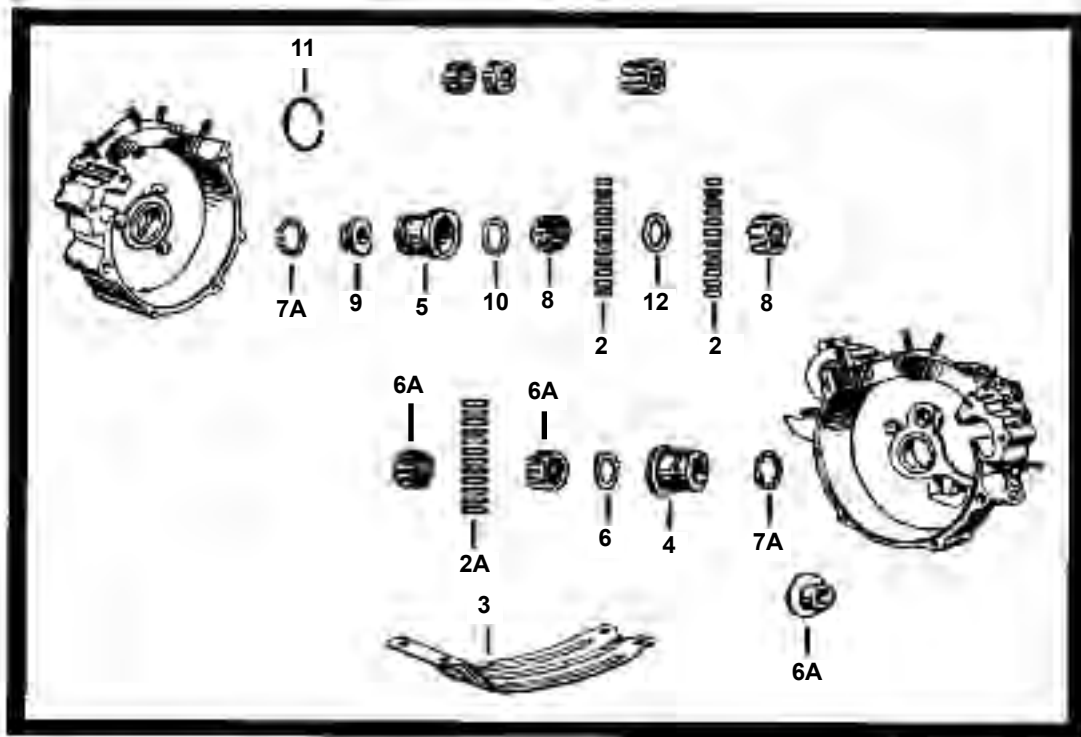
<u>DIAGRAM NUMBER</u>	<u>EASTERN NUMBER</u>	<u>REPLACES OEM</u>	<u>DESCRIPTION</u>
11	A-25313-SET		set-4 WASHER, BREATHER VALVE, STEEL (SET-4) BIG TWIN 1950-E/1979 SET INCLUDES: 1 OF EACH (.110, .115, .120, .125)
	A-25313-50	25313-50	pk-5 WASHER, BREATHER VALVE, STEEL (.115) BIG TWIN 1950-E/1979
	A-25314-50	25314-50	pk-5 WASHER, BREATHER VALVE, STEEL (.120) BIG TWIN 1950-E/1979
	A-25315-50	25315-50	pk-5 WASHER, BREATHER VALVE, STEEL (.125) BIG TWIN 1950-E/1979
	A-25316-52	25316-52	pk-5 WASHER, BREATHER VALVE, STEEL (.110) BIG TWIN 1950-E/1979
12	A-25550-SET		set-10 WASHER, CAM GEAR (SET-10), BIG TWIN 1936-1999 SET INCLUDES: (1ea) .050,.055,.060,.065,.070,.075,.080,.085,.090,.095
	A-25550-36	25550-36	pk-5 THRUST WASHER, CAM GEAR (.050) BIG TWIN 1936-1999
	A-25550-90	25550-90	pk-5 THRUST WASHER, CAM GEAR (.040) BIG TWIN 1936-1999
	A-25551-36	25551-36	pk-5 THRUST WASHER, CAM GEAR (.055) BIG TWIN 1936-1999
	A-25552-36	25552-36	pk-5 THRUST WASHER, CAM GEAR (.060) BIG TWIN 1936-1999
	A-25553-36	25553-36	pk-5 THRUST WASHER, CAM GEAR (.065) BIG TWIN 1936-1999
	A-25554-36	25554-36	pk-5 THRUST WASHER, CAM GEAR (.070) BIG TWIN 1936-1999
	A-25555-36	25555-36	pk-5 THRUST WASHER, CAM GEAR (.075) BIG TWIN 1936-1999
	A-25555-84	25555-84	pk-5 THRUST WASHER, CAM GEAR (.045) BIG TWIN 1936-1999
	A-25556-79	25556-79	pk-5 THRUST WASHER, CAM GEAR (.080) BIG TWIN 1936-1999
	A-25557-79	25557-79	pk-5 THRUST WASHER, CAM GEAR (.085) BIG TWIN 1936-1999
	A-25558-79	25558-79	pk-5 THRUST WASHER, CAM GEAR (.090) BIG TWIN 1936-1999
	A-25559-79	25559-79	pk-5 THRUST WASHER, CAM GEAR (.095) BIG TWIN 1936-1999
	A-25559-80	25559-80	pk-5 THRUST WASHER, CAM GEAR (.100) BIG TWIN 1936-1999
13	A-25581-36	25581-36	each BUSHING, CAM GEAR (IN COVER), BIG TWIN 1936-1969
	A-25581-36+5	25581-36	each BUSHING, CAM GEAR (IN COVER), (.005 O/S) BIG TWIN 1936-1969
*	A-25581-36+10	25581-36	each BUSHING, CAM GEAR (IN COVER), (.010 O/S) BIG TWIN 1936-1969
14	A-25582-36	25582-36	each BUSHING, PINION SHAFT, (IN COVER) BIG TWIN 1936-1954
	A-25582-36+5	25582-36	each BUSHING, PINION SHAFT, (IN COVER) (.005 O/S) BIG TWIN 1936-1954
	A-25582-36+10	25582-36	each BUSHING, PINION SHAFT, (IN COVER) (.010 O/S) BIG TWIN 1936-1954
15	A-25597-36	25597-36	each BUSHING, CAM GEAR, (IN CRANKCASE) BIG TWIN 1936-1957
	A-25597-36+5	25597-36	each BUSHING, CAM GEAR, (IN CRANKCASE) (.005 O/S) BIG TWIN 1936-'57
16	A-25785-30A	25785-30A	pair BUSHING, IDLER & CIRCUIT STUDS, BIG TWIN 1936-1969
17	A-25791-36	25791-36	each STUD, IDLER GEAR (CRANKCASE), BIG TWIN 1936-1969
18	A-25791-77		kit STUD & BUSHING KIT, (IDLER GEAR) BIG TWIN 1936-1969
	A-25791-87		kit STUD, BUSHING & SCREW KIT, (IDLER GEAR) BIG TWIN 1936-1969
19	A-25794-36	25794-36	pk-5 SCREWS, IDLER GEAR STUD (RIGHT HAND), BIG TWIN 1936-1969
20	A-25800-36	25800-36	pair SPACERS, IDLER & CIRCUIT STUDS(1.125 O.D), BIG TWIN 1936-1969
	A-25800-36B	25800-36B	pair SPACERS, IDLER & CIRCUIT STUDS(.750 O.D), BIG TWIN 1936-1969
21	A-25810-15	25810-15	pk-10 RETAINING RING, IDLER GEAR STUD, BIG TWIN 1936-1969
22	A-25856-36	25856-36	each STUD, CIRCUIT BREAKER GEAR, BIG TWIN 1936-1969
23	A-25856-77		kit STUD & BUSHING KIT, CIRCUIT BREAKER GEAR,BIG TWIN 1936-1969
	A-25856-86		kit STUD,BUSHING & SCREW KIT, CIRCUIT BREAKER, BIG TWIN 1936-58
	A-25856-87		kit STUD,BUSHING & SCREW KIT, CIRCUIT BREAKER, BIG TWIN 1959-69
24	A-25859-36	25859-36	pk-5 SCREWS, CIRCUIT BREAKER STUD, BIG TWIN 1936-1958
25	A-26340-36	26340-36	pk-10 KEY, OIL PUMP DRIVE SHAFT, BIG TWIN 1936-1967
26	A-26345-39	26345-39	each GEAR, OIL PUMP DRIVE **25-TOOTH** BIG TWIN 41-1972
27	A-26346-36	26346-36	each OIL PUMP DRIVE SHAFT, BIG TWIN 1936-1967
28	A-26348-15	26348-15	pk-10 KEY, OIL PUMP DRIVE SHAFT, BIG TWIN 1936-1999
29	A-26348-36	26348-36	pk-10 RETAINING RING, OIL PUMP DRIVE SHAFT, BIG TWIN 1936-1999
30	A-31070-30	31070-30	each GEAR, GENERATOR DRIVE *14-TOOTH* BIG TWIN 1932-1957
31	17-0151		kit OIL PUMP KIT, WITH BUSHING, KEYS, RET. RING, BIG TWIN 1936-'67
	41-0149	18258-39	set-4 KIT INCLUDES: (1) 26346-36, (1) 26340-36, (2) 26348-15, (2) 26340-36, (1) 24641-36 RETAINERS, VALVE COVER, **ZINC PLATED** BIG TWIN 1939-1938

EASTERN MOTORCYCLE PARTS

CRANKCASE

SIDE VALVE

BIG TWIN 1937-1948



CONTINUED ON NEXT PAGE

5120 HILDA ROAD BLACKVILLE, S.C. 29817* 803-284-3304*

EASTERN MOTORCYCLE PARTS

CRANKCASE

SIDE VALVE

BIG TWIN 1937-1948

<u>DIAGRAM NUMBER</u>	<u>EASTERN NUMBER</u>	<u>REPLACES OEM</u>	<u>DESCRIPTION</u>
1	A-333	333	pk-25 DOWEL PINS, OIL STRAINER, BIG TWIN 1937-1948
1A	A-6769	6769	pk-10 SHIMS, CAM GEARS #1-3-4, (.007) SPORTSTER 1952-1982
	A-6770	6770	pk-10 SHIMS, CAM GEARS #1-3-4, (.005) SPORTSTER 1952-1982
	A-6771	6771	pk-10 SHIMS, CAM GEARS #1-3-4, (.015) SPORTSTER 1952-1982
2	A-9220-24	9220	set-24 BEARINGS, CASE BUSHING **L/SIDE** (STD) BIG TWIN 1930-1957
	A-9221-24	9221	set-24 BEARINGS, CASE BUSHING **L/SIDE** (.0002) BIG TWIN 1930-1957
	A-9222-24	9222	set-24 BEARINGS, CASE BUSHING **L/SIDE** (.0004) BIG TWIN 1930-1957
	A-9223-24	9223	set-24 BEARINGS, CASE BUSHING **L/SIDE** (.0006) BIG TWIN 1930-1957
	A-9224-24	9224	set-24 BEARINGS, CASE BUSHING **L/SIDE** (.0008) BIG TWIN 1930-1957
	A-9225-24	9225	set-24 BEARINGS, CASE BUSHING **L/SIDE** (+.001) BIG TWIN 1930-1957
	A-9226-24	9226	set-24 BEARINGS, CASE BUSHING **L/SIDE** (+.002) BIG TWIN 1930-1957
2A	A-9261-12	9261	set-12 BEARINGS, CASE BUSHING **R/SIDE** (STD) BIG TWIN 1937-1954
	A-9262-12	9262	set-12 BEARINGS, CASE BUSHING **R/SIDE** (.0002) BIG TWIN 1937-1954
	A-9263-12	9263	set-12 BEARINGS, CASE BUSHING **R/SIDE** (.0004) BIG TWIN 1937-1954
	A-9264-12	9264	set-12 BEARINGS, CASE BUSHING **R/SIDE** (.0006) BIG TWIN 1937-1954
	A-9265-12	9265	set-12 BEARINGS, CASE BUSHING **R/SIDE** (.0008) BIG TWIN 1937-1954
	A-9266-12	9266	set-12 BEARINGS, CASE BUSHING **R/SIDE** (+.001) BIG TWIN 1937-1954
3	Y-21-960	24490-36	each CRANKCASE MOTOR GUARD **CHROME** BIG TWIN 1936-1984
4	A-24595-40	24595-40	each CASE BUSHING **RIGHT SIDE** (STD) BIG TWIN 1940-1948
	A-24596-40	24596-40	each CASE BUSHING **RIGHT SIDE** (.002) BIG TWIN 1940-1948
	A-24597-40	24597-40	each CASE BUSHING **RIGHT SIDE** (.005) BIG TWIN 1940-1948
	A-24598-40	24598-40	each CASE BUSHING **RIGHT SIDE** (.010) BIG TWIN 1940-1948
	A-24598-40B	24598-40B	each CASE BUSHING **RIGHT SIDE** (.015) BIG TWIN 1940-1948
5	A-24621-40	24621-40	each CASE BUSHING **LEFT SIDE** (STD) BIG TWIN 1940-1954
	A-24622-40	24622-40	each CASE BUSHING **LEFT SIDE** (.002) BIG TWIN 1940-1954
	A-24623-40	24623-40	each CASE BUSHING **LEFT SIDE** (.005) BIG TWIN 1940-1954
	A-24623-78	24623-78	each CASE BUSHING **LEFT SIDE** (.010) BIG TWIN 1940-1954
	A-24623-79	24623-79	each CASE BUSHING **LEFT SIDE** (.015) BIG TWIN 1940-1954
	A-24623-80	24623-80	each CASE BUSHING **LEFT SIDE** (.020) BIG TWIN 1940-1954
	A-24623-81	24623-81	each CASE BUSHING **LEFT SIDE** (.025) BIG TWIN 1940-1954
	* A-24623-82	24623-82	each CASE BUSHING **LEFT SIDE** (.030) BIG TWIN 1940-1954
	* A-24623-83	24623-83	each CASE BUSHING **LEFT SIDE** (.035) BIG TWIN 1940-1954
	* A-24623-84	24623-84	each CASE BUSHING **LEFT SIDE** (.040) BIG TWIN 1940-1954
5A	* A-24646-36	24646-36	pair ROLLER RETAINER, **PINION SHAFT** BIG TWIN 1936-1954
6	A-24690-40	24690-40	pk-5 WASHERS, CASE BUSHING **RIGHT SIDE** BIG TWIN 1940-1954
6A	A-24696-40	24696-40	each SEAL RING HAT, FOR PINION SHAFT, BIG TWIN 1940-1948
7	A-24700-37	24700-37	pk-10 SPRING, GEAR SHAFT SEAL RING, BIG TWIN 1937-1948
7A	A-24702-40	24702-40	pk-10 RETAINING RING, CASE BUSHING, BIG TWIN 1940-1954
8	A-24721-30	24721-30	each ROLLER RETAINER, **LEFT SIDE** BIG TWIN 1930-1954
9	A-24776-40	24776-40	each OIL SLINGER, **OEM STYLE** BIG TWIN 1940-1954
	A-24776-99	24776-99	each OIL SLINGER, **WITH OIL SEAL** BIG TWIN 1940-1954
10	A-24779-40	24779-40	pk-5 WASHERS, CASE BUSHING **LEFT SIDE** BIG TWIN 1940-1954
11	A-24779-55	24779-55	pk-10 RETAINING RINGS, LEFT BEARING, BIG TWIN 1955-1968
12	A-24781-36	24781-36	pk-5 SPACER, CASE BUSHING **LEFT SIDE** BIG TWIN 1937-1954
13	L-3-723	24921-37	pk-10 GASKET, CRANKCASE RELIEF PIPE, BIG TWIN 1937-1948
14	A-24975-37	24975-37	each OIL STRAINER (ONLY), LOWER CRANKCASE, BIG TWIN 1937-1948
	A-24975-KIT	24975-KIT	kit OIL STRAINER (WITH GASKET & PIN), BIG TWIN 1937-1948
15	* 48-0201	25227-37	pk-10 GASKET, CAM GEAR COVER, **JAMES** BIG TWIN 1937-1948
	L-3-705	25227-37	pk-10 GASKET, CAM GEAR COVER, BIG TWIN 1937-1948
16	A-25287-37	25287-37	pk-10 SPRING, SEAL RING, BIG TWIN 1937-1948

****CONTINUED ON NEXT PAGE****

5120 HILDA ROAD BLACKVILLE, S.C. 29817* 803-284-3304*

Pg 58

****EASTERN MOTORCYCLE PARTS****

****CRANKCASE****

****SIDE VALVE****

****BIG TWIN 1937-1948****

DIAGRAM NUMBER	EASTERN NUMBER	REPLACES OEM	DESCRIPTION
17	A-25586-37	25586-37	each BUSHING, CAM GEAR COVER (1-3-4) BIG TWIN 1937-1973
	A-25586-37+5	25586-37	each BUSHING, CAM GEAR COVER (1-3-4) (.005 O/S) BIG TWIN 1937-1973
	A-25586-37+10	25586-37	each BUSHING, CAM GEAR COVER (1-3-4) (.010 O/S) BIG TWIN 1937-1973
18	A-25588-37	25588-37	each BUSHING, CAM GEAR COVER (#-2) BIG TWIN 1937-1948
19	A-25590-37	25590-37	each BUSHING, CAM GEAR COVER, BIG TWIN 1937-1948
20	A-25591-37	25591-37	each BUSHING, PINION GEAR SHAFT, BIG TWIN 1937-1948
21	A-25599-37	25599-37	each BUSHING, CAM GEAR, BIG TWIN 1937-1948
	A-25599-37+5	25599-37	each BUSHING, CAM GEAR, (.005 OVERSIZE) FLATHEAD 1937-1948
	A-25599-37+10	25599-37	each BUSHING, CAM GEAR, (.010 OVERSIZE) FLATHEAD 1937-1948
22	A-25785-30A	25785-30A	pair BUSHINGS, IDLER GEAR, BIG TWIN 1937-1948
23	A-25788-30	25788-30	each STUD, IDLER GEAR, BIG TWIN 1932-1948
24	A-25788-77		kit KIT, IDLER GEAR STUD & BUSHING ONLY, BIG TWIN 1937-1948
	A-25788-87		kit KIT, IDLER GEAR STUD, BUSHING & SCREW BIG TWIN 1937-1948
25	A-25794-30	25794-30	pk-5 SCREWS, IDLER GEAR STUD, BIG TWIN 1932-1948
26	A-26383-32	26383-32	pk-5 ADJUSTING SCREW, BIG TWIN 1933-1983
27	A-26550-38A	26550-38A	each OIL PRESSURE SWITCH, BIG TWIN 1938-1948
28	A-31071-37	31071-37	each GENERATOR DRIVE GEAR, (WITH SLINGER) BIG TWIN 1937-1948

****CRANKCASE****

****SIDE VALVE PARTS****

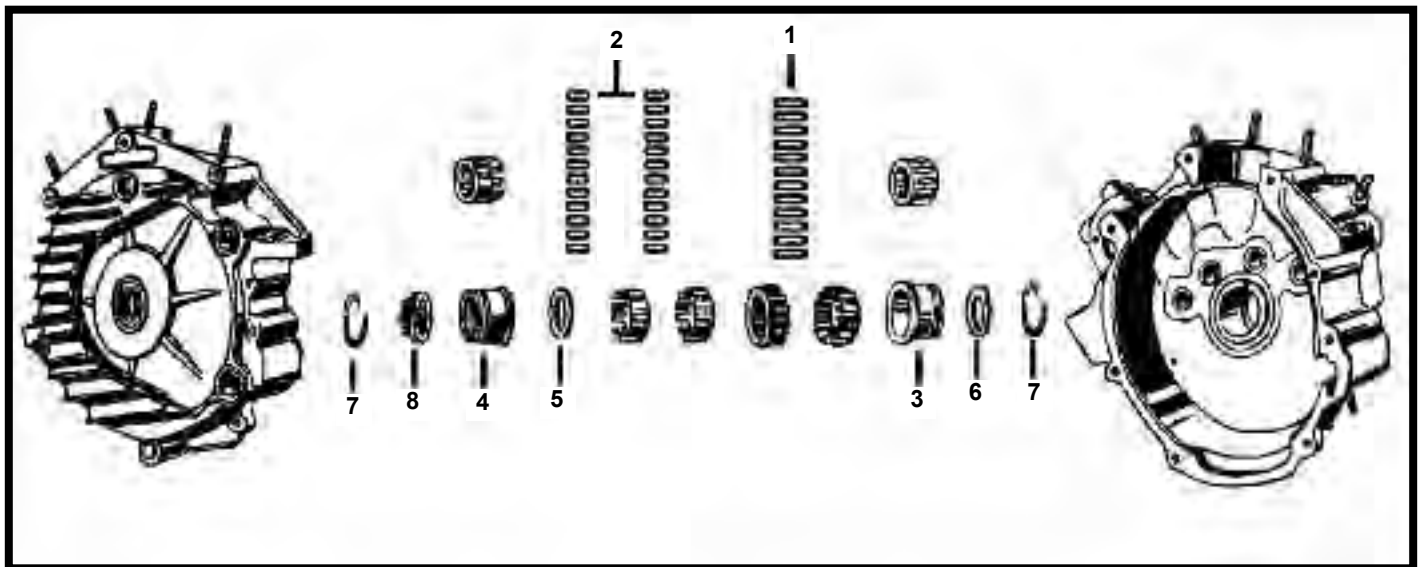
****BIG TWIN 1937-1948****



****EASTERN MOTORCYCLE PARTS****

****CRANKCASE****

****FORTY-FIVE 1937-1973****



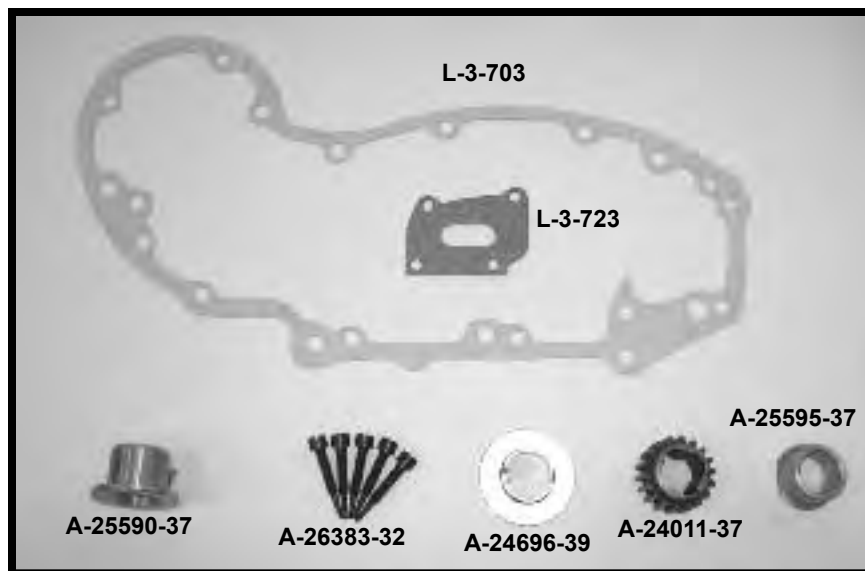
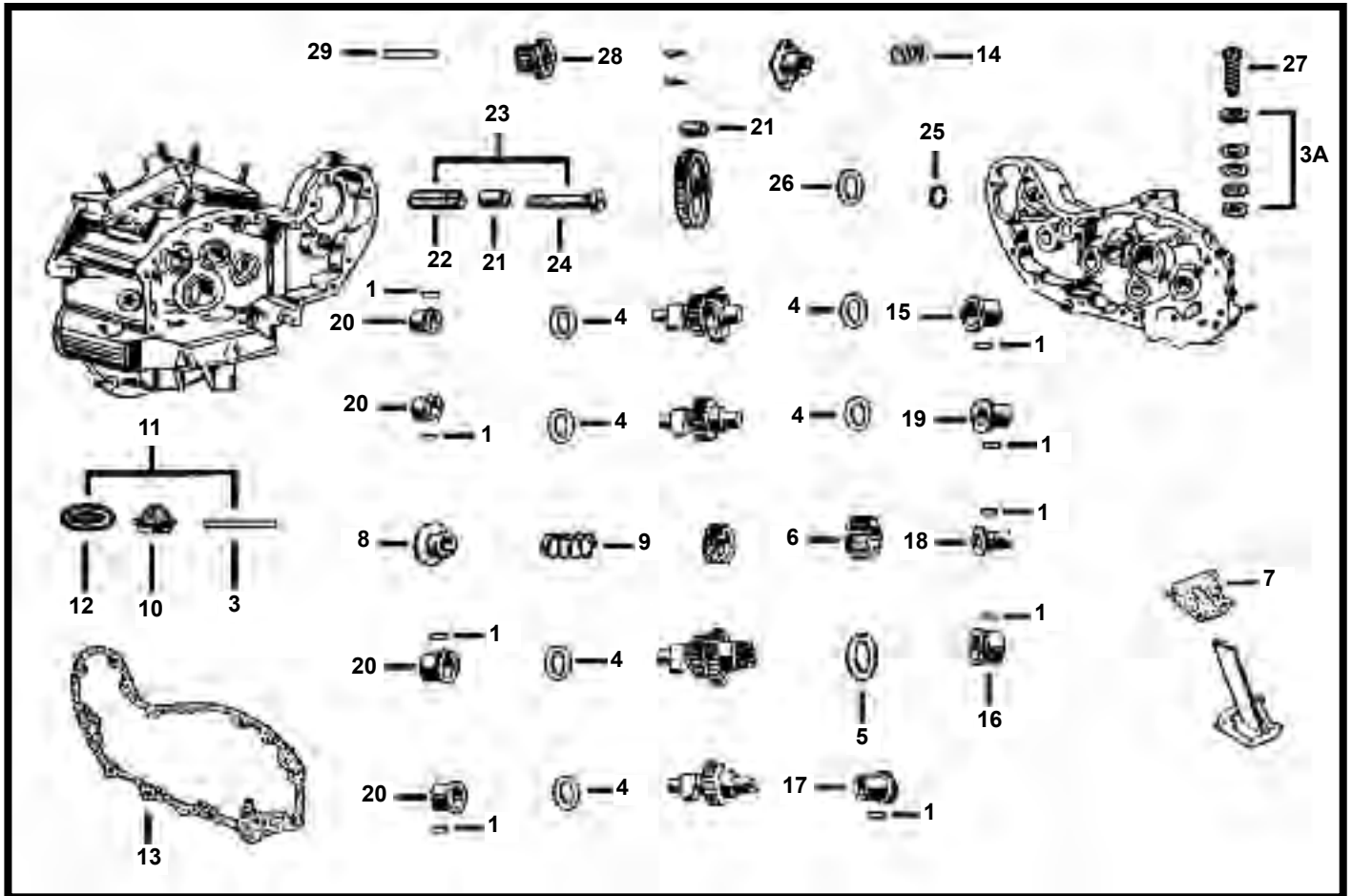
<u>DIAGRAM NUMBER</u>	<u>EASTERN NUMBER</u>	<u>REPLACES OEM</u>	<u>DESCRIPTION</u>	
1	A-9241-12	9241	set-12 BEARINGS, CASE BUSHING **R/SIDE** (STD) FORTY-FIVE 1939-1973	
	A-9242-12	9242	set-12 BEARINGS, CASE BUSHING **R/SIDE** (.0002) FORTY-FIVE 1939-1973	
	A-9243-12	9243	set-12 BEARINGS, CASE BUSHING **R/SIDE** (.0004) FORTY-FIVE 1939-1973	
	A-9244-12	9244	set-12 BEARINGS, CASE BUSHING **R/SIDE** (.0006) FORTY-FIVE 1939-1973	
	A-9245-12	9245	set-12 BEARINGS, CASE BUSHING **R/SIDE** (.0008) FORTY-FIVE 1939-1973	
	A-9246-12	9246	set-12 BEARINGS, CASE BUSHING **R/SIDE** (+.001) FORTY-FIVE 1939-1973	
	2	A-9321-24	9321	set-24 BEARINGS, CASE BUSHING **L/SIDE** (STD) FORTY-FIVE 1929-1973
		A-9322-24	9322	set-24 BEARINGS, CASE BUSHING **L/SIDE** (.0002) FORTY-FIVE 1929-1973
A-9323-24		9323	set-24 BEARINGS, CASE BUSHING **L/SIDE** (.0004) FORTY-FIVE 1929-1973	
A-9324-24		9324	set-24 BEARINGS, CASE BUSHING **L/SIDE** (.0006) FORTY-FIVE 1929-1973	
A-9325-24		9325	set-24 BEARINGS, CASE BUSHING **L/SIDE** (.0008) FORTY-FIVE 1929-1973	
3	A-9326-24	9326	set-24 BEARINGS, CASE BUSHING **L/SIDE** (+.001) FORTY-FIVE 1929-1973	
	A-24585-39	24585-39	each CASE BUSHING **RIGHT SIDE** (STD) FORTY-FIVE 1939-1973	
	A-24586-39	24586-39	each CASE BUSHING **RIGHT SIDE** (.002) FORTY-FIVE 1939-1973	
	A-24587-39	24587-39	each CASE BUSHING **RIGHT SIDE** (.005) FORTY-FIVE 1939-1973	
	A-24588-39	24588-39	each CASE BUSHING **RIGHT SIDE** (.010) FORTY-FIVE 1939-1973	
4	A-24610-39	24610-39	each CASE BUSHING **LEFT SIDE** (STD) FORTY-FIVE 1939-1973	
	A-24611-39	24611-39	each CASE BUSHING **LEFT SIDE** (.002) FORTY-FIVE 1939-1973	
	A-24612-39	24612-39	each CASE BUSHING **LEFT SIDE** (.005) FORTY-FIVE 1939-1973	
*	A-24613-39	each CASE BUSHING **LEFT SIDE** (.010) FORTY-FIVE 1939-1973		
4A	* A-24646-36	24646-36	pair ROLLER RETAINER, **PINION SHAFT** BIG TWIN 1936-1954	
5	A-24691-39	24691-39	pk-5 WASHER, LEFT SIDE CASE BUSHING, FORTY-FIVE 1939-1973	
6	A-24692-39	24692-39	pk-5 WASHER, RIGHT SIDE CASE BUSHING, FORTY-FIVE 1939-1973	
7	A-24701-39	24701-39	pk-10 RETAINING RING, CASE BUSHING, FORTY-FIVE 1939-1973	
8	A-24775-39	24775-39	each OIL SLINGER, LEFT BEARING END, FORTY-FIVE 1939-1973	

EASTERN MOTORCYCLE PARTS

CRANKCASE

GEAR SIDE

FORTY-FIVE 1937-1973



CONTINUED ON NEXT PAGE

5120 HILDA ROAD BLACKVILLE, S.C. 29817* 803-284-3304*

Pg 61

****EASTERN MOTORCYCLE PARTS****

****CRANKCASE****

****GEAR SIDE****

****FORTY-FIVE 1937-1973****

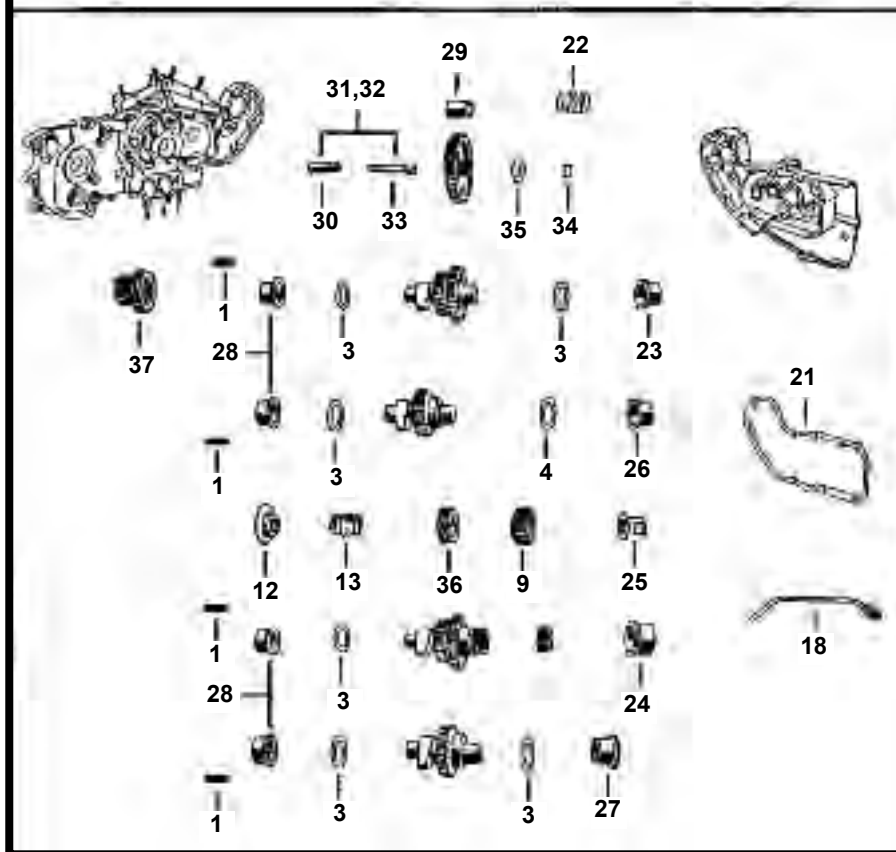
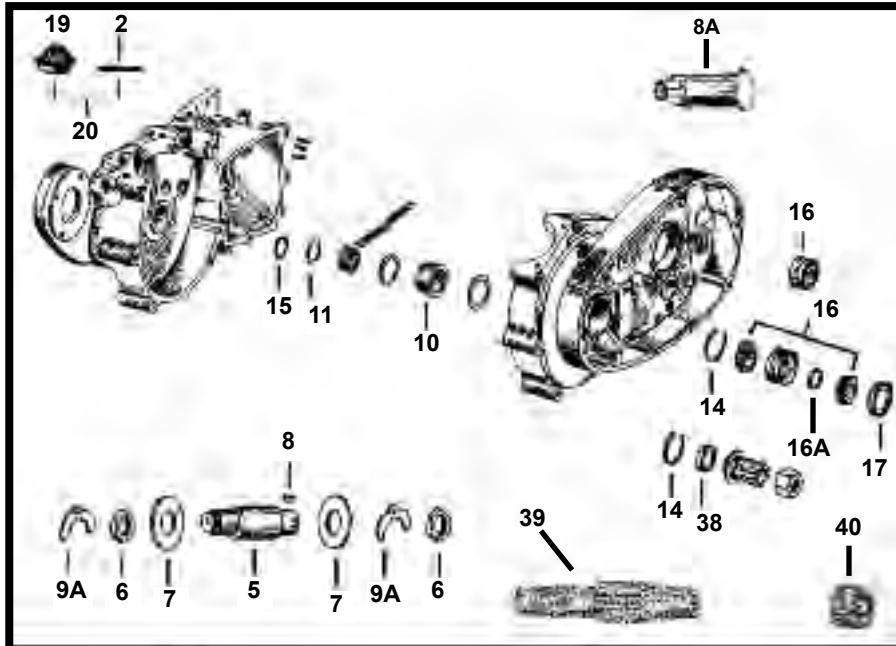
<u>DIAGRAM NUMBER</u>	<u>EASTERN NUMBER</u>	<u>REPLACES OEM</u>		<u>DESCRIPTION</u>
1	A-271	271	pk-25	ROLL PINS, CAM BUSHINGS, FORTY-FIVE 1937-1973
3	A-333	333	pk-25	DOWEL PINS, CRANKCASE OIL STRAINER, FORTY-FIVE 1937-1973
3A	A-6150W	6150W	pk-25	WASHER, (STEEL) **#-10 X 3/8 X 1/16** BIG TWIN-SPORTSTER
	A-6182W	6182W	pk-25	WASHER, (STEEL) **3/16 X 7/16 X 1/32** BIG TWIN-SPORTSTER
4	A-6769	6769	pk-10	SHIMS, CAM GEARS, (1,3 & 4) **.007 THICK** FORTY-FIVE 1932-1973
	A-6770	6770	pk-10	SHIMS, CAM GEARS, (1,3 & 4) **.005 THICK** FORTY-FIVE 1932-1973
	A-6771	6771	pk-10	SHIMS, CAM GEARS, (1,3 & 4) **.015 THICK** FORTY-FIVE 1932-1973
5	A-6773		pk-10	SHIMS, CAM GEARS, (#2CAM) **.005 THICK** FORTY-FIVE 1932-1973
	A-6775		pk-10	SHIMS, CAM GEARS, (#2CAM) **.010 THICK** FORTY-FIVE 1932-1973
	A-6778		pk-10	SHIMS, CAM GEARS, (#2CAM) **.015 THICK** FORTY-FIVE 1932-1973
6	A-24011-37	24011-37	each	PINION GEAR, FORTY-FIVE 1937-1973
7	L-3-723	24921-37	pk-10	GASKETS, CRANKCASE RELIEF PIPE, FORTY-FIVE 1937-1973
8	A-24696-39	24696-39	each	SEAL RING, FOR PINION SHAFT, FORTY-FIVE 1939-1973
9	A-24699-37	24699-37	pk-10	SPRINGS, GEAR SHAFT SPACER, FORTY-FIVE 1937-1973
10	A-24975-37	24975-37	each	OIL STRAINER, LOWER CRANKCASE, FORTY-FIVE 1937-1973
11	A-24975-KIT		kit	OIL STRAINER WITH GASKET AND DOWEL PIN, FORTY-FIVE 1937-'73 KIT INCLUDES: (1) 333, (1) 3-827, (1) 24975-37
12	L-3-827	24978-57	pk-10	GASKETS, CRANKCASE OIL STRAINER, FORTY-FIVE 1937-1973
13	L-3-703	25226-37	pk-10	GASKETS, CAM GEAR COVER, FORTY-FIVE 1937-1973
14	A-25287-37	25287-37	pk-10	SPRINGS, SEAL RING, FORTY-FIVE 1937-1973
15	A-25586-37	25586-37	each	BUSHING, CAM GEAR COVER (1-3-4) FORTY-FIVE 1937-1973
	A-25586-37+5	25586-37	each	BUSHING, CAM GEAR COVER (1-3-4) (.005 O/S) FORTY-FIVE 1937-'73
	A-25586-37+10	25586-37	each	BUSHING, CAM GEAR COVER (1-3-4) (.010 O/S) FORTY-FIVE 1937-'73
16	A-25588-37	25588-37	each	BUSHING, CAM GEAR (#2 CAM) FORTY-FIVE 1937-1973
17	A-25590-37	25590-37	each	BUSHING, CAM GEAR, OIL PUMP DRIVE, FORTY-FIVE 1937-1973
18	A-25593-37	25593-37	each	BUSHING, PINION GEAR SHAFT, FORTY-FIVE 1937-1973
19	A-25595-37	25595-37	each	BUSHING, CAM GEAR (#3 CAM) FORTY-FIVE 1937-1973
20	A-25601-37A	25601-37A	each	BUSHING, CAM GEAR, FORTY-FIVE 1937-1973
	A-25601-37A+5	25601-37A	each	BUSHING, CAM GEAR, (.005 OVERSIZE) FORTY-FIVE 1937-1973
	A-25601-37+10	25601-37A	each	BUSHING, CAM GEAR, (.010 OVERSIZE) FORTY-FIVE 1937-1973
21	A-25785-30A	25785-30A	pair	BUSHINGS, IDLER GEAR, FORTY-FIVE 1937-1973
22	A-25788-30	25788-30	each	IDLER GEAR STUD, FORTY-FIVE 1937-1973
23	A-25788-77		kit	IDLER GEAR STUD WITH BUSHING, FORTY-FIVE 1937-1973
	A-25788-87		kit	IDLER GEAR STUD WITH BUSHING & SCREW, FORTY-FIVE 1937-1973
24	A-25794-30	25794-30	pk-5	SCREWS, IDLER GEAR STUD, FORTY-FIVE 1937-1973
25	A-25810-15	25810-15	pk-10	RETAINING RING, IDLER GEAR STUD, FORTY-FIVE 1937-1973
26	A-25811-11	25811-11	pk-10	WASHER (FIBER) IDLER GEAR STUD, FORTY-FIVE 1937-1973
27	A-26383-32	26383-32	pk-5	ADJUSTING SCREW, OIL PUMP BODY, FORTY-FIVE 1937-1973
28	A-31071-37	31071-37	each	GENERATOR DRIVE GEAR WITH SLINGER, FORTY-FIVE 1937-1973
29	A-327	327	pk-25	DOWEL PINS, GENERATOR GEAR, BIG TWIN 1932-1957
	41-0149	18259-39	set-4	RETAINERS, VALVE COVER, **ZINC PLATED** BIG TWIN 1939-1938

EASTERN MOTORCYCLE PARTS

CRANKCASE

K-KH MODEL

SPORTSTER 1952-1956



****CONTINUED ON NEXT PAGE****

****EASTERN MOTORCYCLE PARTS****

****CRANKCASE****

****K-KH MODELS****

****SPORTSTER 1952-1956****

<u>DIAGRAM NUMBER</u>	<u>EASTERN NUMBER</u>	<u>REPLACES OEM</u>	<u>DESCRIPTION</u>
1	A-271	271	pk-25 DOWEL PINS, CAM BUSHINGS, SPORTSTER 1952-1956
2	A-333	333	pk-25 DOWEL PINS, OIL STRAINER, SPORTSTER 1952-1956
3	A-6769	6769	pk-10 SHIMS, CAM GEARS #1-3-4, (.007) SPORTSTER 1952-1982
	A-6770	6770	pk-10 SHIMS, CAM GEARS #1-3-4, (.005) SPORTSTER 1952-1982
	A-6771	6771	pk-10 SHIMS, CAM GEARS #1-3-4, (.015) SPORTSTER 1952-1982
4	A-6773		pk-10 SHIMS, CAM GEAR #2, (.005) SPORTSTER 1952-PRESENT
	A-6775		pk-10 SHIMS, CAM GEAR #2, (.010) SPORTSTER 1952-PRESENT
	A-6778		pk-10 SHIMS, CAM GEAR #2, (.015) SPORTSTER 1952-PRESENT
5	A-23960-52	23960-52	each CRANK PIN, **3-OIL HOLES** (K-MODEL) SPORTSTER 1952-1953
6	A-23967-48	23967-48	each NUT, CRANK PIN, SPORTSTER 1952-1956
7	A-23972-52	23972-52	each FLYWHEEL WASHER **DISCONTINUED**
8	A-23985-18	23985-18	pk-10 KEY, CRANK PIN, SPORTSTER 1952-1981
8A	A-24000-52	24000-52	each SPROCKET SHAFT **K-MODEL** SPORTSTER 1952-1953 **EASTERNS**
	A-24000-54	24000-54	each SPROCKET SHAFT **KH-MODEL** SPORTSTER 1954-1956 **EASTERNS**
	A-24005-52	24005-52	each PINION SHAFT **K-MODEL** SPORTSTER 1952-1953 **EASTERNS**
	A-24005-54	24005-54	each PINION SHAFT **KH-MODEL** SPORTSTER 1954-1956 **EASTERNS**
9	A-24011-37	24011-37	each GEAR, PINION SHAFT, SPORTSTER 1952-1976
9A	A-24015-36	24015-36	pk-10 LOCK PLATES, CRANK PIN, SPORTSTER 1952-1956
10	A-24585-52	24585-52	each CASE BUSHING, (K-MODEL) **RIGHT SIDE** (STD) SPORT. 1952-1953
	A-24585-53A		each CASE BUSHING, (K-MODEL) **RIGHT SIDE** (.002) SPORT. 1952-1953
	A-24585-54A		each CASE BUSHING, (K-MODEL) **RIGHT SIDE** (.005) SPORT. 1952-1953
	A-24585-55A		each CASE BUSHING, (K-MODEL) **RIGHT SIDE** (.010) SPORT. 1952-1953
11	A-24692-54	24692-54	pk-5 WASHER, GEAR SHAFT, RIGHT SIDE, SPORTSTER 1954-1976
12	A-24696-39	24696-39	each SEAL RING, ON PINION SHAFT, SPORTSTER 1952-1956
13	A-24699-37	24699-37	pk-10 SPRINGS, GEAR SHAFT SPACER, SPORTSTER 1952-1956
14	A-24701-52	24701-52	pk-10 RETAINING RING, SPROCKET SHAFT, SPORTSTER 1952-1956
15	A-24701-54	24701-54	pk-10 RETAINING RING, GEAR SHAFT, SPORTSTER 1952-1956
16	A-24729-52	24729-52	each BEARING, SPROCKET SHAFT, **TIMKIN** SPORTSTER 1952-1956
16A	45-0150		pk-5 SPACER, **FOR BEARING 24729-52** (.195 THICK) SPORT. 1952-1956
	45-0155		pk-5 SPACER, **FOR BEARING 24729-52** (.197 THICK) SPORT. 1952-1956
	45-0160		pk-5 SPACER, **FOR BEARING 24729-52** (.199 THICK) SPORT. 1952-1956
	45-0165		pk-5 SPACER, **FOR BEARING 24729-52** (.201 THICK) SPORT. 1952-1956
	45-0170		pk-5 SPACER, **FOR BEARING 24729-52** (.203 THICK) SPORT. 1952-1956
	45-0175		pk-5 SPACER, **FOR BEARING 24729-52** (.205 THICK) SPORT. 1952-1956
	45-0180		pk-5 SPACER, **FOR BEARING 24729-52** (.207 THICK) SPORT. 1952-1956
	45-0185		pk-5 SPACER, **FOR BEARING 24729-52** (.209 THICK) SPORT. 1952-1956
17	A-24781-54	24781-54	each BEARING SPACER, SPROCKET SHAFT, SPORTSTER 1952-1956
18	O-6-001	24912-52	each BREATHER PIPE, CAM COVER **CHROME** SPORTSTER 1952-1956
19	A-24975-37	24975-37	each OIL STRAINER (ONLY) LOWER CRANKCASE, SPORTSTER 1952-1956
20	A-24975-KIT		each OIL STRAINER (WITH GASKET & PIN), SPORTSTER 1952-1956
21	L-3-835	25224-52A	pk-10 GASKET, CAM GEAR COVER, SPORTSTER 1952-1956
22	A-25287-37	25287-37	pk-10 SPRING, SEAL RING, SPORTSTER 1952-1956
23	A-25586-37	25586-37	each BUSHING, CAM GEAR COVER (1-3-4) SPORTSTER 1952-1956
	A-25586-37+5	25586-37	each BUSHING, CAM GEAR COVER (1-3-4) (.005 O/S) SPORTSTER 1952-1956
	A-25586-37+10	25586-37	each BUSHING, CAM GEAR COVER (1-3-4) (.010 O/S) SPORTSTER 1952-1956

****CONTINUED NEXT PAGE****

5120 HILDA ROAD* BLACKVILLE, S.C. 29817* 803-284-3304

Pg 64

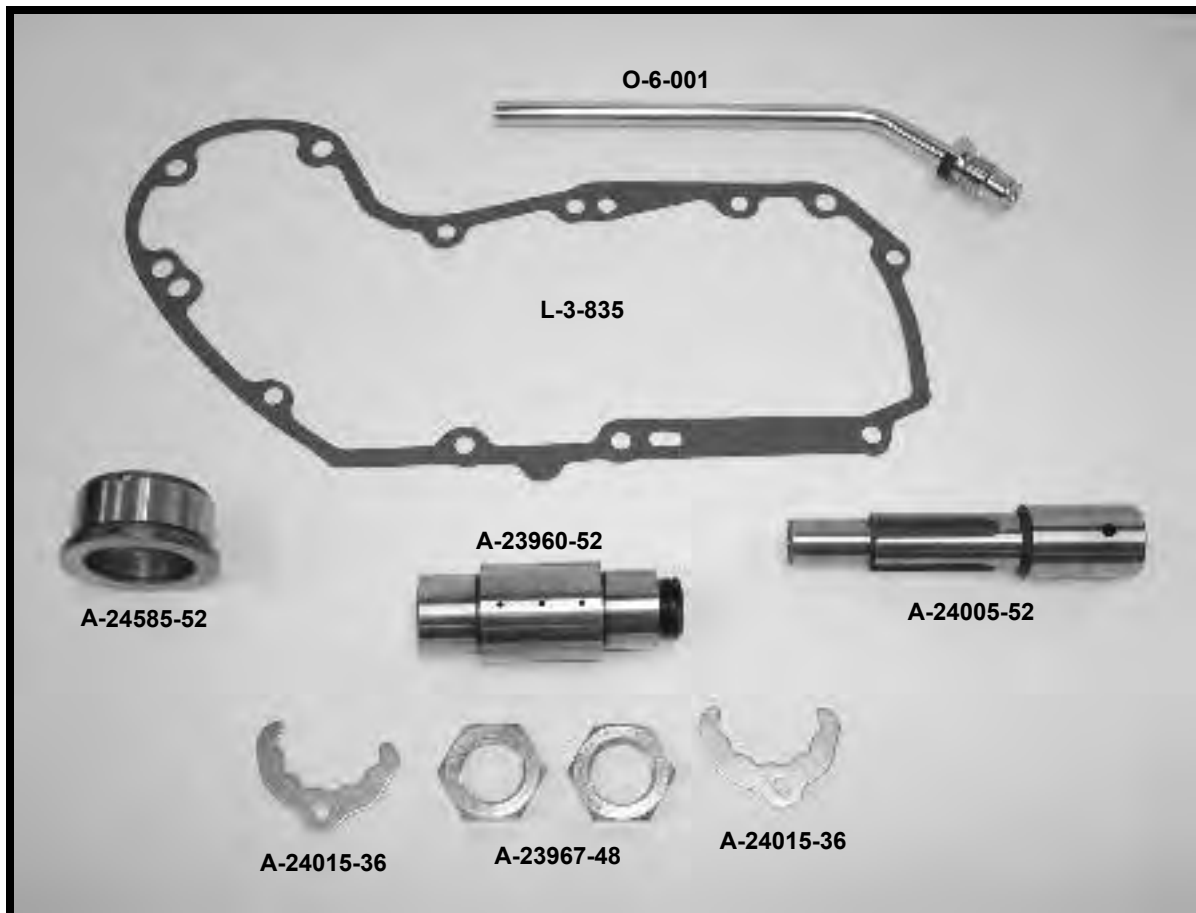
****EASTERN MOTORCYCLE PARTS****

****CRANKCASE****

****K-MODEL****

****SPORTSTER 1952-1956****

DIAGRAM NUMBER	EASTERN NUMBER	REPLACES OEM		DESCRIPTION
24	A-25588-37	25588-37	each	BUSHING, CAM GEAR COVER (#-2 CAM) SPORTSTER 1952-1956
25	A-25593-52	25593-52	each	BUSHING, PINION GEAR SHAFT, SPORTSTER 1952-1956
26	A-25595-37	25595-37	each	BUSHING, CAM GEAR COVER, (#-3 CAM) SPORTSTER 1952-1956
27	* A-25595-52	25595-52	each	BUSHING, CAM GEAR COVER, (#-1 CAM) SPORTSTER 1952-1956
	* A-25595-52+5	25595-52	each	BUSHING, CAM GEAR COVER, (.005 OVERSIZE) SPORTSTER 1952-1956
	* A-25595-52+10	25595-52	each	BUSHING, CAM GEAR COVER, (.010 OVERSIZE) SPORTSTER 1952-1956
28	A-25601-37A	25601-37A	each	BUSHING, CAM GEAR CRANKCASE, SPORTSTER 1952-1956
	A-25601-37A+5	25601-37A	each	BUSHING, CAM GEAR, (.005 OVERSIZE) SPORTSTER 1952-1956
	A-25601-37+10	25601-37A	each	BUSHING, CAM GEAR, (.010 OVERSIZE) SPORTSTER 1952-1956
29	A-25785-30A	25785-30A	pair	BUSHINGS, IDLER GEAR, SPORTSTER 1952-1956
30	A-25788-30	25788-30	each	STUD, IDLER GEAR, SPORTSTER 1952-1956
31	A-25788-77		kit	KIT, IDLER GEAR STUD & BUSHING, SPORTSTER 1952-1953
32	A-25788-87		kit	KIT, IDLER STUD, BUSHING & SCREW SPORTSTER 1952-1953
33	A-25794-30	25794-30	pk-5	SCREWS, IDLER GEAR STUD, SPORTSTER 1952-1953
34	A-25810-15	25810-15	pk-10	RETAINING RING, IDLER GEAR, SPORTSTER 1952-1956
35	A-25811-11	25811-11	pk-10	WASHER, IDLER GEAR, (FIBER) SPORTSTER 1952-1956
36	A-26318-37	26318-37	each	GEAR, OIL PUMP DRIVE, SPORTSTER 1952-1956
37	A-31071-37	31071-37	each	GENERATOR DRIVE GEAR, (WITH SLINGER) SPORTSTER 1952-1956
38	A-35151-52A	35151-52A	pk-10	OIL SEALS, SPROCKET SHAFT, SPORTSTER 1952-1956
39	A-35613-52	35613-52	each	COUNTERSHAFT, **K-MODEL** SPORTSTER 1952-1953
40	A-35960-52	35960-52	each	BEARING, COUNTERSHAFT, **K-MODEL** SPORTSTER 1952-1953



5120 HILDA ROAD* BLACKVILLE, S.C. 29817* 803-284-3304

****EASTERN MOTORCYCLE PARTS****

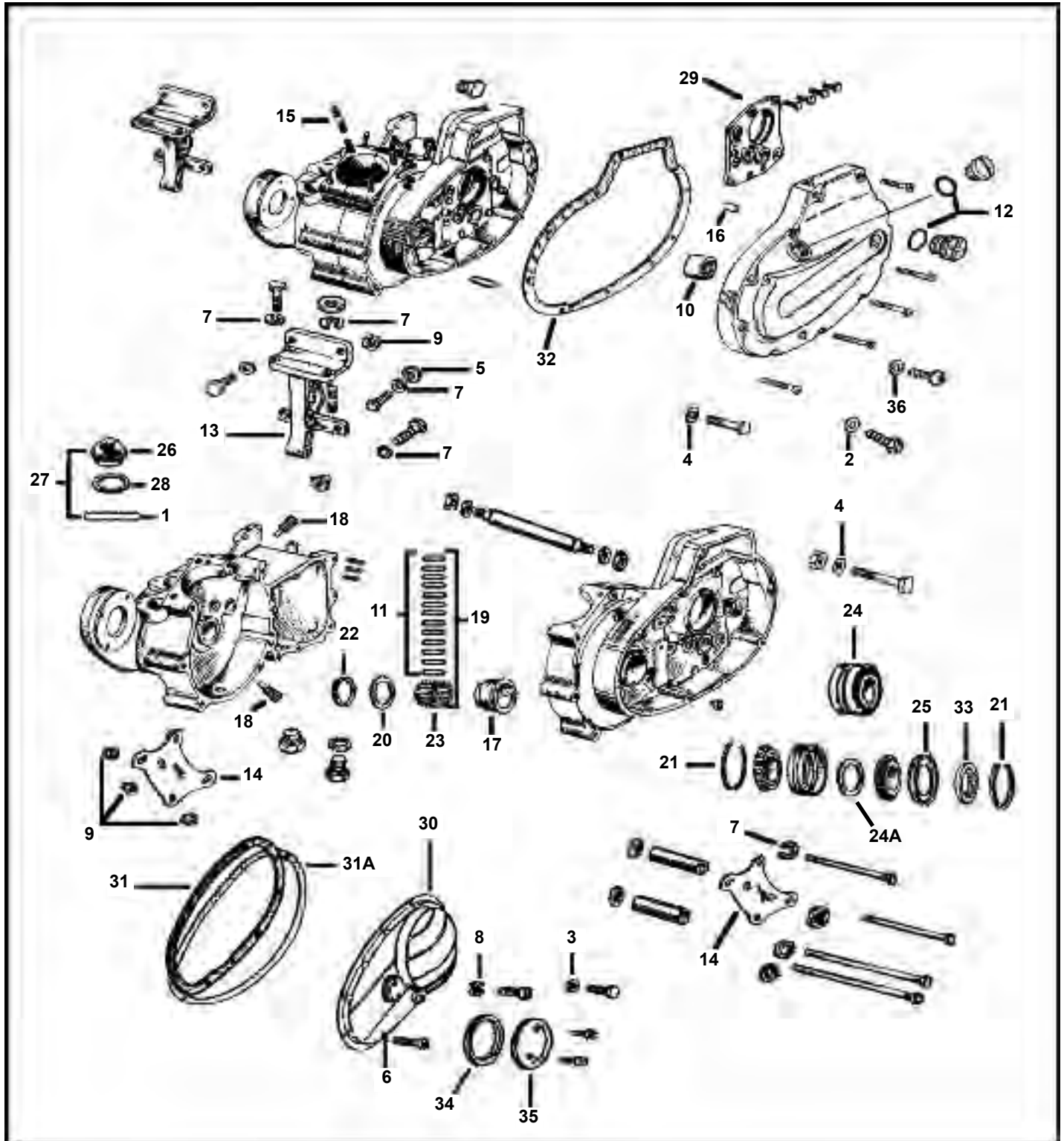


5120 HILDA ROAD* BLACKVILLE, S.C. 29817* 803-284-3304

EASTERN MOTORCYCLE PARTS

CRANKCASE

SPORTSTER 1954-1976



CONTINUED NEXT PAGE

5120 HILDA ROAD BLACKVILLE, S.C. 29817* 803-284-3304*

Pg 66

****EASTERN MOTORCYCLE PARTS****

****CRANKCASE****

****SPORTSTER 1954-1976****

DIAGRAM NUMBER	EASTERN NUMBER	REPLACES OEM	DESCRIPTION
1	A-333	333	pk-25 DOWEL PINS, OIL STRAINER **.124 X 1-3/4"*** SPORTSTER 1952-1976
2	A-6218W	6218W	pk-25 WASHER, **COPPER**1/4" X 7/16" X 1/32" THICK
3	A-6220W	6220W	pk-25 WASHER, **STEEL**1/4" X 7/16" X 1/32" THICK
4	A-6316HW	6316HW	pk-25 WASHER, **STEEL** 5/16" X 5/8" X 1/16" THICK
5	A-6388HB	6388HB	pk-25 WASHER, **STEEL** 3/8" X 23/32" X 1/16" THICK
6	36-0198	7036	pk-100 LOCK WASHERS, REGULAR 1/4" **ZINC PLATED**
7	36-0284	7038	pk-100 LOCK WASHERS, REGULAR 3/8" **ZINC PLATED**
8	36-0262	7069	pk-100 LOCK WASHERS, REGULAR # 10 **ZINC PLATED**
9	35-0532	7775	pk-10 NYLOCK NUT, (CAD.) 3/8-24 THREAD, **9/16 HEX**
10	A-9063	9063	each BEARING, OUTER CHAIN HOUSING(TORRINGTON),SP. 1967-1980
11	A-9421-13	9421	pk-13 BEARINGS,(STD)CASE BUSHING,RIGHT SIDE,SP. 1957-1976
	A-9422-13	9422	pk-13 BEARINGS,(+.0002)CASE BUSHING,RIGHT SIDE,SP. 1957-1976
	A-9423-13	9423	pk-13 BEARINGS,(+.0004)CASE BUSHING,RIGHT SIDE,SP. 1957-1976
	A-9424-13	9424	pk-13 BEARINGS,(+.0006)CASE BUSHING,RIGHT SIDE,SP. 1957-1976
	A-9425-13	9425	pk-13 BEARINGS,(+.0008)CASE BUSHING,RIGHT SIDE,SP. 1957-1976
	A-9426-13	9426	pk-13 BEARINGS,(+.001)CASE BUSHING,RIGHT SIDE,SP. 1957-1976
12	A-11106	11106	pk-10 O-RING, FILLER CAP, CHAIN COVER, SPORTSTER 1971-1978
13	A-16203-67	16203-67	each ENGINE MOTOR MOUNT, (FRONT) **ALUMINUM**, SP. 1967-1976
14	K-2-860	16210-77	set-2 MOTOR MOUNTS, LOWER **CHROME**, SPORTSTER 1954-1981
		16213-77	MOTOR MOUNTS, LOWER **CHROME**, SPORTSTER 1954-1981
15	A-16830-54	16830-54	pk-4 STUDS, CYLINDER BASE, 2"-5/16 LONG, SPORTSTER 1954-1971
16	A-24578-57	24578-57	pk-10 DOWEL PINS, (STD) ACCESS DOOR, .555 X.880, SPORT. 1957-1989
	A-24578-96	24578-57	pk-10 DOWEL PINS, (.010) ACCESS DOOR, .565 X.880, SPORT. 1957-1989
17	A-24585-57	24585-57	each CASE BUSHING, (STD.) RIGHT SIDE, SPORTSTER 1957-1976
	A-24585-78		each CASE BUSHING, (+.002) RIGHT SIDE, SPORTSTER 1957-1976
	A-24585-79		each CASE BUSHING, (+.005) RIGHT SIDE, SPORTSTER 1957-1976
	A-24585-80		each CASE BUSHING, (+.010) RIGHT SIDE, SPORTSTER 1957-1976
18	A-24608-54	24608-54	pk-10 LOCK SCREW,FOR CASE BUSHING(ENGINE),SPORTSTER 1957-1976
19	A-24650-55	24650-55	kit BEARING KIT, RETAINERS W/ BEARINGS (STD), SP. 1954-1976
	A-24651-55	24651-55	kit BEARING KIT, RETAINERS W/ BEARINGS (+.0002), SP. 1954-1976
	A-24652-55	24652-55	kit BEARING KIT, RETAINERS W/ BEARINGS (+.0004), SP. 1954-1976
	A-24653-55	24653-55	kit BEARING KIT, RETAINERS W/ BEARINGS (+.0006), SP. 1954-1976
	A-24654-55	24654-55	kit BEARING KIT, RETAINERS W/ BEARINGS (+.0008), SP. 1954-1976
	A-24655-55	24655-55	kit BEARING KIT, RETAINERS W/ BEARINGS (+.001), SP. 1954-1976
20	A-24692-54	24692-54	pk-5 WASHER, GEAR SHAFT (RIGHT SIDE), SPORTSTER 1954-1976
21	A-24701-52	24701-52	pk-10 RETAINING RING, SPROCKET SHAFT, SPORTSTER 1954-1976
22	A-24701-54	24701-54	pk-10 RETAINING RING, GEAR SHAFT, SPORTSTER 1954-1976
23	A-24718-54	24718-54	each ROLLER RETAINER, PINION SHAFT (RIGHT SIDE), SP. 1954-1976


****CONTINUED NEXT PAGE****

EASTERN MOTORCYCLE PARTS

CRANKCASE

SPORTSTER 1954-1976

DIAGRAM NUMBER	EASTERN NUMBER	REPLACES OEM		DESCRIPTION
24	A-24729-52	24729-52	each	BEARING, MOTOR SPROCKET SHAFT **TIMKEN**, SP. 1954-1976
24A	45-0150		pk-5	SPACER, **FOR BEARING 24729-52** (.195 THICK) SPORT. 1952-1976
	45-0155		pk-5	SPACER, **FOR BEARING 24729-52** (.197 THICK) SPORT. 1952-1976
	45-0160		pk-5	SPACER, **FOR BEARING 24729-52** (.199 THICK) SPORT. 1952-1976
	45-0165		pk-5	SPACER, **FOR BEARING 24729-52** (.201 THICK) SPORT. 1952-1976
	45-0170		pk-5	SPACER, **FOR BEARING 24729-52** (.203 THICK) SPORT. 1952-1976
	45-0175		pk-5	SPACER, **FOR BEARING 24729-52** (.205 THICK) SPORT. 1952-1976
	45-0180		pk-5	SPACER, **FOR BEARING 24729-52** (.207 THICK) SPORT. 1952-1976
	45-0185		pk-5	SPACER, **FOR BEARING 24729-52** (.209 THICK) SPORT. 1952-1976
25	A-24781-54	24781-54	each	BEARING SPACER, SPROCKET SHAFT, SPORTSTER 1954-1977
26	A-24975-37	24975-37	each	OIL STRAINER, LOWER CRANKCASE, SPORTSTER 1952-1976
27	A-24975-KIT		kit	KIT, OIL STRAINER W/ GASKET & PIN, SPORTSTER 1952-1976
28	L-3-827	24978-57	pk-10	GASKET, MOUNTING OIL STRAINER(TO CRANKCASE), SP. 1952-1976
29	* A-34844-57B	34844-57B	each	ACCESS DOOR, **TRANSMISSION** SPORTSTER 1957-1979
30	K-2-762	34949-64	each	FRONT CHAIN COVER **CHROME** SPORTSTER 1954-1976
31	L-3-860	34952-52	pk-10	GASKETS, PRIMARY COVER (.030 THICK) *JAMES* SPORT 1952-1969
31A	L-3-861	34952-52A	pk-10	GASKETS, PRIMARY COVER (.062 THICK) *JAMES* SPORT 1952-1969
32	L-3-862	34955-67	pk-10	GASKETS, PRIMARY COVER (OUTER), SPORTSTER 1967-1976
33	A-35151-52A	35151-52A	pk-5	OIL SEALS, MAIN & SPROCKET SHAFT, SPORTSTER 1954-1976
34	L-3-858	60567-36	pk-10	GASKETS, INSPECTION COVER (CORK), SPORTSTER 1958-1968
35		60570-64	each	INSPECTION COVER **CHROME**, SPORTSTER 1964-1969
36	A-63858-49	63858-49	pk-10	WASHER, (FIBER) ROCKER COVER/OIL LEVEL SCREW, SP. 1971-P.
				NOT IN DIAGRAM
*	A-24754-75A	24754-75A	pk-10	DOWEL PINS, CRANKCASE **.434 X .500 LONG** SPORT 1976-1978



****EASTERN MOTORCYCLE PARTS****

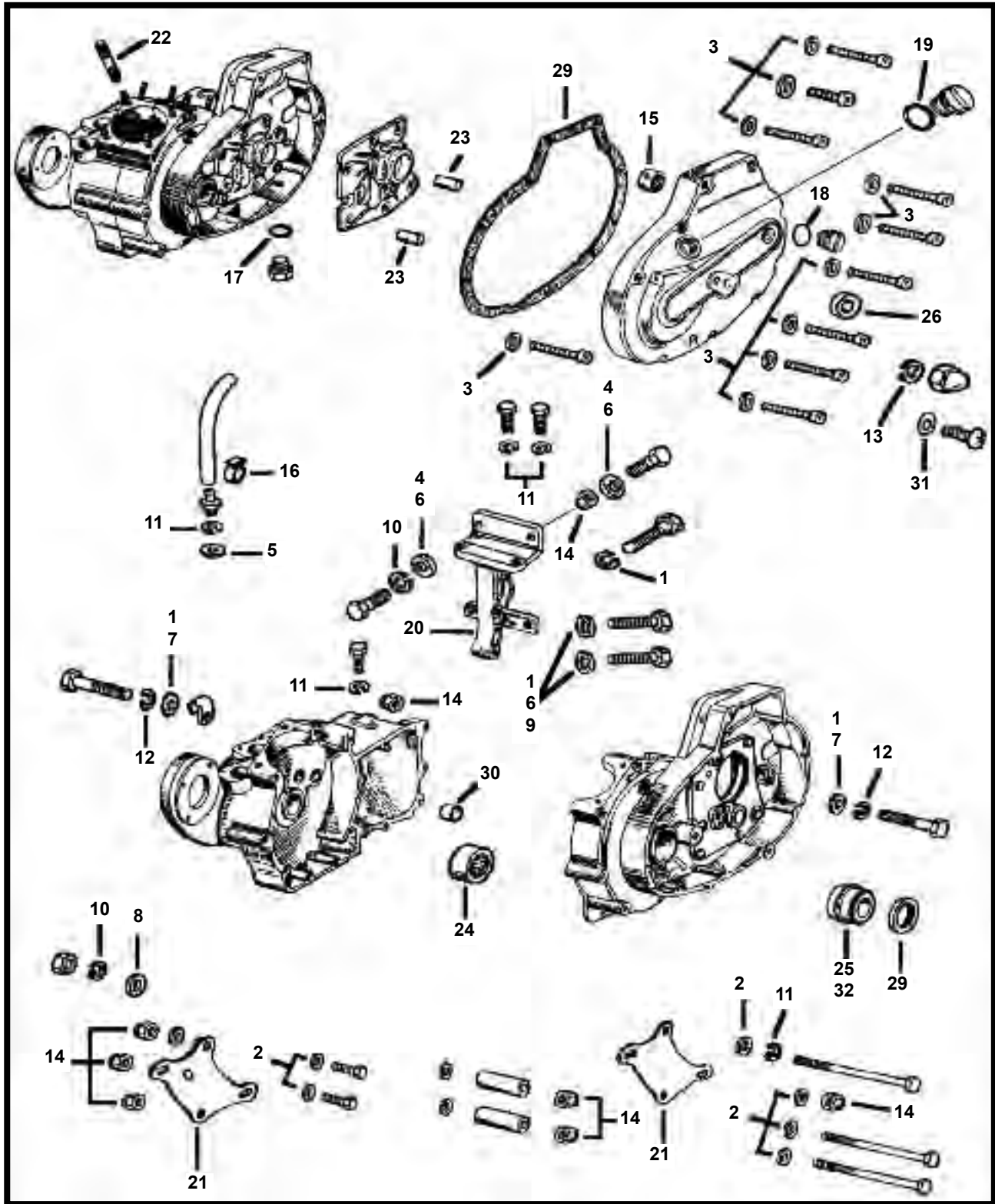


5120 HILDA ROAD* BLACKVILLE, S.C. 29817* 803-284-3304

EASTERN MOTORCYCLE PARTS

CRANKCASE

SPORTSTER 1977-1985



****EASTERN MOTORCYCLE PARTS****

****CRANKCASE****

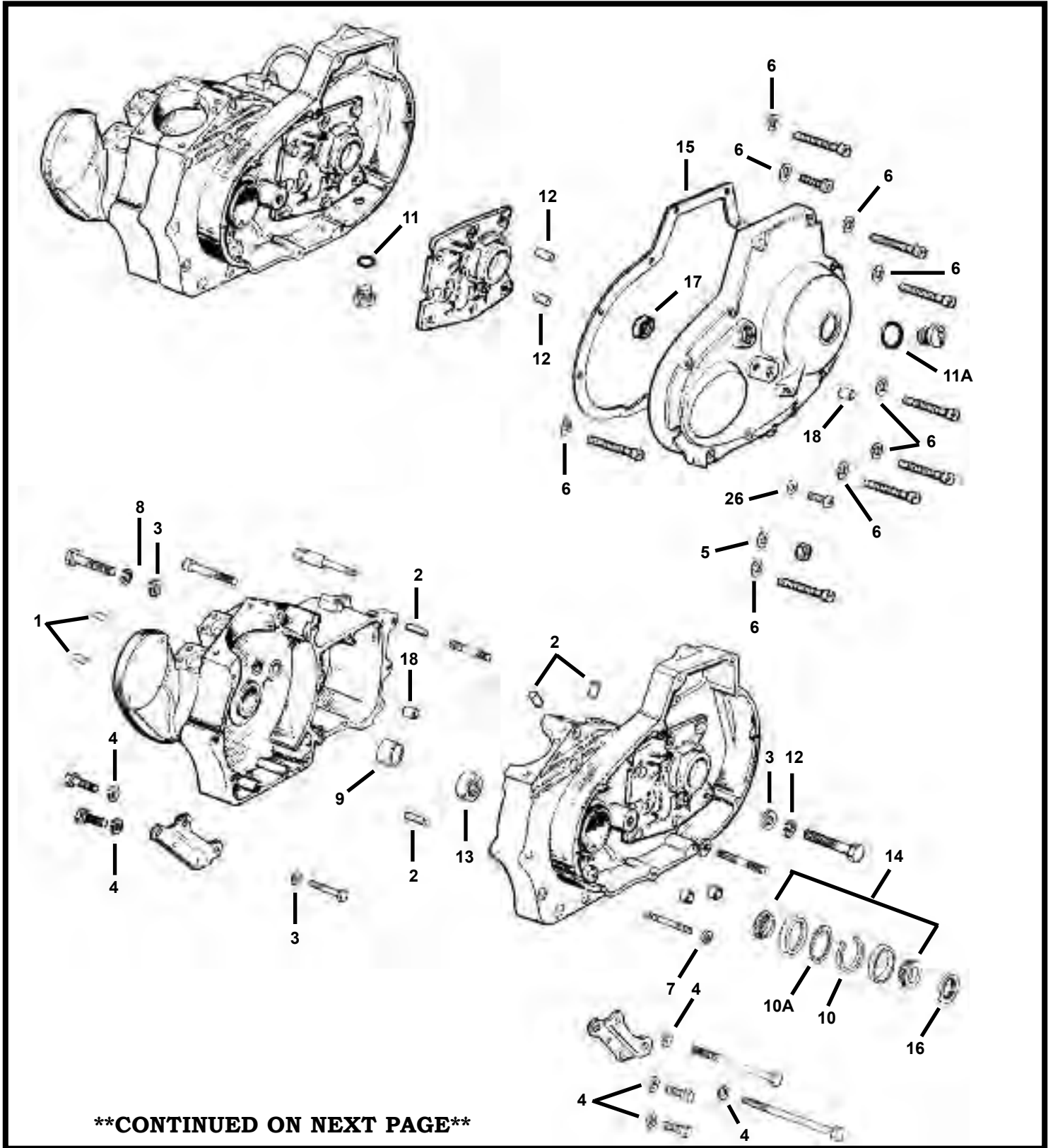
****SPORTSTER 1977-1985****

<u>DIAGRAM NUMBER</u>	<u>EASTERN NUMBER</u>	<u>REPLACES OEM</u>		<u>DESCRIPTION</u>
1	A-6016	6016	pk-25	WASHER, 11/32 X 11/16 X 1/16 THICK **ZINC PLATED**
2	A-6026	6026	pk-25	WASHER, 3/8 X 7/8 X 1/8 THICK, **ZINC PLATED**
3	A-6099	6099	pk-25	WASHER, 1/4 X 7/16 X 1/16 THICK, **ZINC PLATED**
4	A-6388HB	6388HB	pk-25	WASHER, 3/8 X 23/32 X 1/16 THICK, **ZINC PLATED**
5	A-6397B	6397B	pk-25	WASHER, 13/32 X 13/16 X 1/8 THICK, **ZINC PLATED**
6	A-6701	6701	pk-25	WASHER, 3/8 X 13/16 X 1/16 THICK, **ZINC PLATED**
7	A-6702	6702	pk-25	WASHER, 5/16 X 11/16 X 1/16 THICK, **ZINC PLATED**
8	A-6703	6703	pk-25	WASHER, 1/4 X 5/8 X 1/16 THICK, **ZINC PLATED**
	A-6736	6736	pk-25	WASHER, 1/4 X 5/8 X 1/16 THICK, **ZINC PLATED**
9	A-6443HW	6812	pk-25	WASHER, 3/8 X 11/16 X 1/16 THICK, **ZINC PLATED**
10	36-0198	7036	pk-100	LOCK WASHER, (REGULAR 1/4") **ZINC PLATED**
11	36-0284	7038	pk-100	LOCK WASHER, (REGULAR 3/8") **ZINC PLATED**
12	36-0214	7041	pk-100	LOCK WASHER, (REGULAR 5/16") **ZINC PLATED**
13	36-0258	7060	pk-100	LOCK WASHER, (REGULAR 1/2") **ZINC PLATED**
		7068		
14	35-0532	7775	pk-10	NYLOCK NUT, **3/8-24 X 9/16 HEX** (CADMIUM PLATED)
15	A-9063	9063	each	BEARING, OUTER CHAIN HOUSING, SPORTSTER 1967-1980
16	A-10080	10080	pk-10	HOSE CLAMP, **OIL AND GAS LINES, (11/16 I.D.)
17	A-11105	11105	pk-10	O-RING, DRAIN PLUG, SPORTSTER 1978-PRESENT
18	A-11106	11106	pk-10	O-RING, FILLER CAP, (CHAIN COVER) SPORTSTER 1971-1978
19	A-11139	11139	pk-10	O-RING, FILLER CAP, (CHAIN COVER) SPORTSTER 1978-1990
20	A-16203-67	16203-67	each	MOTOR MOUNT, (FRONT) **ALUMINUM** SPORTSTER 1967-1981
21	K-2-860	16210-77	set-2	MOTOR MOUNTS, (LOWER) **LEFT AND RIGHT** SPORT. 1954-1981
		16213-77		
	K-2-858	16210-84A	set-2	MOTOR MOUNTS, (LOWER) **LEFT AND RIGHT** SPORT. 1984-1991
		16212-84		
22	A-16830-72	16830-72	pk-4	STUDS, CYLINDER BASE, (2-11/32" LONG) SPORTSTER 1972-1985
23	A-24578-57	24578-57	pk-10	DOWEL PINS, ACCESS DOOR **STD** (.555 X .880) SP. 1957-1989
	A-24578-96	24578-57	pk-10	DOWEL PINS, ACCESS DOOR **010** (.565 X .880) SP. 1957-1989
24	A-24648-77	24648-77	each	BEARING, PINION SHAFT, (W/OUT RACE) SPORTSTER 1977-1986
	A-24648-77A	24648-77	each	BEARING, PINION SHAFT, (WITH RACE) SPORTSTER 1977-1986
25	A-24729-74	24729-74	each	MOTOR BEARING, SPROCKET SHAFT, (IMPORT) SPORT. 1977-2003
	A-24729-74A	24729-74	each	MOTOR BEARING, SPROCKET SHAFT, (TIMKEN) SPORT. 1977-2003
26	A-34035-52	34035-52	pk-5	OIL SEAL, SHIFTER SHAFT LEVER, SPORTSTER 1952-1990
28	L-3-864	34955-75	pk-10	GASKETS, PRIMARY COVER, (OUTER) SPORTSTER 1977-1990
29	A-35151-74	35151-74	pk-5	OIL SEAL, SPROCKET SHAFT, SPORTSTER 1977-2003
30	A-40520-63	40520-63	pk-5	BUSHING, SHIFTER SHAFT, **OIL-LITE** SPORTSTER 1986-2005
31	A-63858-49	63858-49	pk-10	WASHER, OIL LEVER SCREW, **FIBER** SPORTSTER 1971-PRES.
32	*24729-74*	(IMPORT)	**SEE PAGE 128-129 FOR INDIVIDUAL TIMKEN**	
	24729-74A	(TIMKEN)	**BEARING SPACERS & TOOLS**	
			BEARING RACES FOR SPORTSTER 1987-PRESENT	
	A-8881	8881	each	BEARING RACE, RIGHT SIDE (STD) SPORTSTER 1987-PRESENT
	A-8881B	8881	each	BEARING RACE, RIGHT SIDE (.002) SPORTSTER 1987-PRESENT
	A-8881C	8881	each	BEARING RACE, RIGHT SIDE (.005) SPORTSTER 1987-PRESENT
			NOT IN DIAGRAM	
*	A-24754-75A	24754-75A	pk-10	DOWEL PINS, CRANKCASE **0434 X 0500 LONG** SPORT 1976-1978

EASTERN MOTORCYCLE PARTS

CRANKCASE

SPORTSTER 1986-1990



CONTINUED ON NEXT PAGE

****EASTERN MOTORCYCLE PARTS****

****CRANKCASE****

****SPORTSTER 1986-1990****

<u>DIAGRAM NUMBER</u>	<u>EASTERN NUMBER</u>	<u>REPLACES OEM</u>	<u>DESCRIPTION</u>
1	A-215	215	pk-10 DOWEL PINS, CRANKCASE **.313X.748 LONG**
2	A-358	358	pk-10 DOWEL PINS, CRANKCASE **.251X.596 LONG**
3	A-6016	6016	pk-25 WASHER, 11/32 X 11/16 X 1/16 THICK **ZINC PLATED**
4	A-6019	6019	pk-25 WASHER, 3/8 X 7/8 X 1/8 THICK, **ZINC PLATED**
5	A-6033	6033	pk-25 WASHER, 3/8 X 9/16 X 1/16 THICK, **ZINC PLATED**
6	A-6099	6099	pk-25 WASHER, 1/4 X 7/16 X 1/16 THICK, **ZINC PLATED**
7	A-6812	6812	pk-25 WASHER, 13/32 X 11/16 X 1/16 THICK, **ZINC PLATED**
8	36-0214	7041	pk-100 LOCK WASHER, (REGULAR 5/16") **ZINC PLATED**
9	A-8881	8881	each CASE RACE, RIGHT SIDE **STD** SPORTSTER 1987-PRESENT
	A-8881B		each CASE RACE, RIGHT SIDE **002** SPORTSTER 1987-PRESENT
	A-8881C		each CASE RACE, RIGHT SIDE **005** SPORTSTER 1987-PRESENT
10	A-9119A	9119A	pk-10 RETAINING RING, LEFT SIDE MOTOR BEARING, SPORT. 1977-PRES.
10A	A-9142	9142	pk-5 SHIM, BEARING SPACER (.100 THICK) SPORTSTER 1977-PRESENT
	A-9143	9143	pk-5 SHIM, BEARING SPACER (.102 THICK) SPORTSTER 1977-PRESENT
	A-9144	9144	pk-5 SHIM, BEARING SPACER (.104 THICK) SPORTSTER 1977-PRESENT
	A-9145	9145	pk-5 SHIM, BEARING SPACER (.106 THICK) SPORTSTER 1977-PRESENT
	A-9146	9146	pk-5 SHIM, BEARING SPACER (.108 THICK) SPORTSTER 1977-PRESENT
	A-9147	9147	pk-5 SHIM, BEARING SPACER (.110 THICK) SPORTSTER 1977-PRESENT
	A-9148	9148	pk-5 SHIM, BEARING SPACER (.112 THICK) SPORTSTER 1977-PRESENT
	A-9149	9149	pk-5 SHIM, BEARING SPACER (.114 THICK) SPORTSTER 1977-PRESENT
	A-9155	9155	pk-5 SHIM, BEARING SPACER (.098 THICK) SPORTSTER 1977-PRESENT
11	A-11105	11105	pk-10 O-RING, DRAIN PLUG, SPORTSTER 1978-PRESENT
11A	A-11139	11139	pk-10 O-RING, FILLER CAP, (CHAIN COVER) SPORTSTER 1978-1990
12	A-24578-57	24578-57	pk-10 DOWEL PINS, ACCESS DOOR **STD** (.555 X .880) SP. 1957-1989
	A-24578-96	24578-57	pk-10 DOWEL PINS, ACCESS DOOR **010** (.565 X .880) SP. 1957-1989
13	A-24648-77	24648-77	each BEARING, PINION SHAFT, (WITHOUT RACE) SPORTSTER 1977-1986
	A-24648-77A	24648-77	each BEARING, PINION SHAFT, (WITH RACE) SPORTSTER 1977-1986
	A-24647-87	24647-87	each BEARING, PINION SHAFT, W/CAGE & ROLLERS (BLUE) SP. 1987-P.
	A-24650-87	24650-89	each BEARING, PINION SHAFT, W/CAGE & ROLLERS (RED) SP. 1987-P.
	A-24659-87	24659-87	each BEARING, PINION SHAFT, W/CAGE & ROLLERS (WHITE) SP. 1987-P.
	A-24660-87	24660-87	each BEARING, PINION SHAFT, W/CAGE & ROLLERS (GREEN) SP. 1987-P.
14	A-24729-74	24729-74	each MOTOR BEARING, SPROCKET SHAFT, (IMPORT) SPORT. 1977-PRES.
	A-24729-74A	24729-74	each MOTOR BEARING, SPROCKET SHAFT, (TIMKEN) SPORT. 1977-PRES.
15	L-3-864	34955-75	pk-10 GASKETS, PRIMARY COVER, (OUTER) SPORTSTER 1977-1990
16	A-35151-74	35151-74	pk-5 OIL SEAL, SPROCKET SHAFT, SPORTSTER 1977-2003
17	A-37101-84	37101-84	pk-10 OIL SEAL, SHIFTER SHAFT LEVER, SPORTSTER 1986-PRESENT
18	A-40520-63	40520-63	pk-5 BUSHING, SHIFTER SHAFT, **OIL-LITE** SPORTSTER 1986-2005
19	A-63858-49	63858-49	pk-10 WASHER, OIL LEVER SCREW, **FIBER** SPORTSTER 1971-PRES.

24729-74 (IMPORT)

24729-74A (TIMKEN)

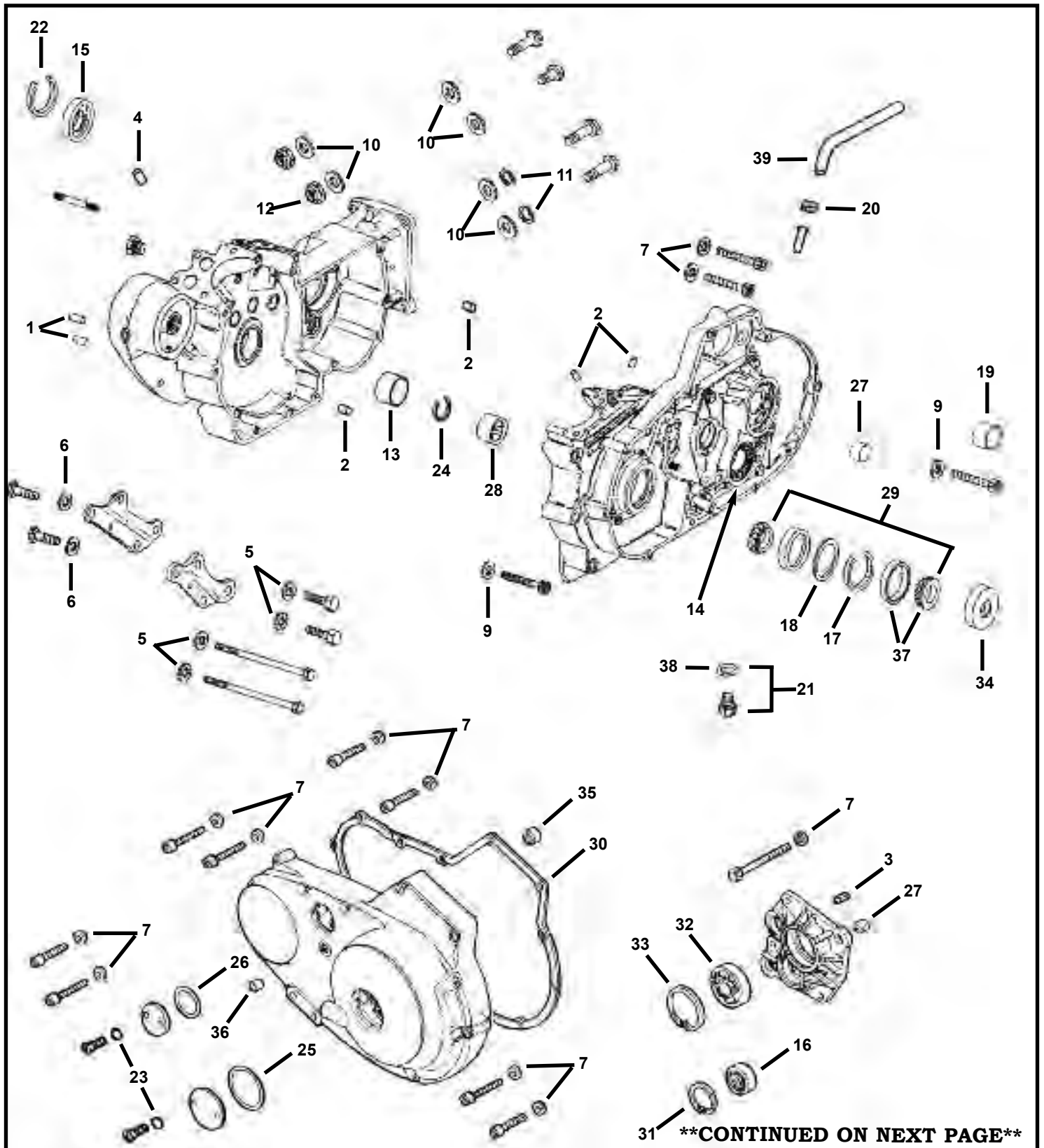
****SEE PAGE 126-127 FOR INDIVIDUAL TIMKEN****

****BEARING SPACERS & TOOLS****

****EASTERN MOTORCYCLE PARTS****

****CRANKCASE****

****SPORTSTER 1991-2003****



5120 HILDA ROAD* BLACKVILLE, S.C. 29817* 803-284-3304

****EASTERN MOTORCYCLE PARTS****

****CRANKCASE****

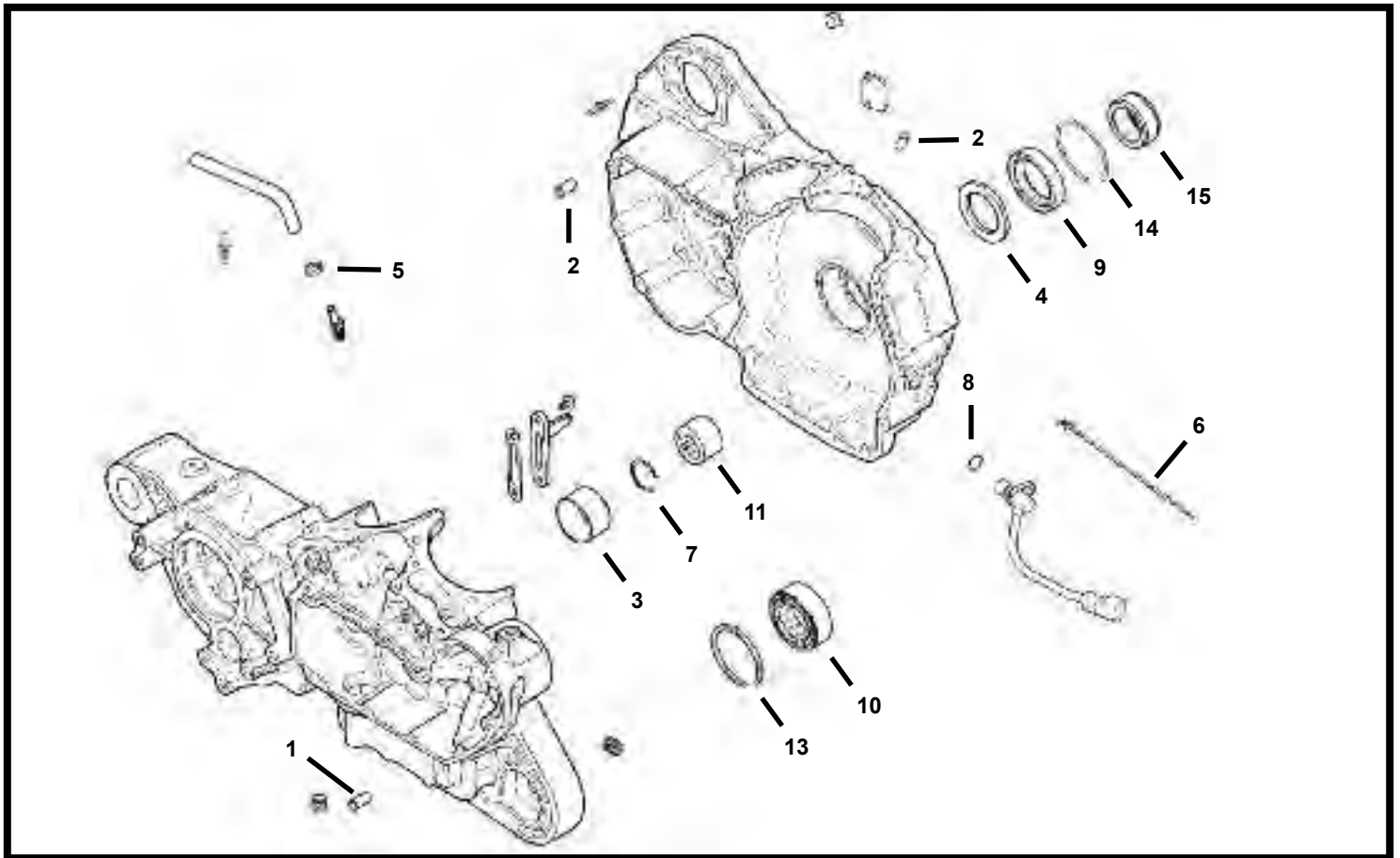
****SPORTSTER 1991-2003****

DIAGRAM NUMBER	EASTERN NUMBER	REPLACES OEM	DESCRIPTION
1	A-215	215	pk-10 DOWEL PINS, CRANKCASE **.313X.748 LONG**
2	A-358	358	pk-10 DOWEL PINS, CRANKCASE **.251X.596 LONG**
3	A-600	600	pk-25 ROLL PINS **1/8 X 1/2**
4	A-604	604	pk-25 ROLL PINS, **1/8 X 3/8**
5	A-6019	6019	pk-25 WASHER, 3/8 X 7/8 X 1/8" THICK, **ZINC PLATED**
6	A-6026	6026	pk-25 WASHER, 3/8 X 7/8 X 7/64" THICK, **ZINC PLATED**
7	A-6099	6099	pk-25 WASHER, 1/4 X 7/16 X 1/16" THICK, **ZINC PLATED**
8	A-6109	6109	pk-25 WASHER, 5/15 X 11/16 X 1/8" THICK, **ZINC PLATED**
9	A-6314W	6314W	pk-25 WASHER, 21/64 X 9/16 X 1/8" THICK, **ZINC PLATED**
10	A-6701	6701	pk-25 WASHER, 3/8 X 13/16 X 1/16" THICK, **ZINC PLATED**
11	36-0284	7038	pk-100 LOCK WASHER, REGULAR 3/8" **ZINC PLATED**
12	35-0532	7775	pk-10 NYLOCK NUT, CAD PLATED **3/8-24 THREAD**
13	A-8881	8881	each CASE RACE, RIGHT SIDE **STD** SPORTSTER 1987-PRESENT
	A-8881B		each CASE RACE, RIGHT SIDE **.002** SPORTSTER 1987-PRESENT
	A-8881C		each CASE RACE, RIGHT SIDE **.005** SPORTSTER 1987-PRESENT
14	A-8977	8977	each BEARING, COUNTERSHAFT CLUTCH SIDE, SPORTSTER 1991-2005
15	A-8996	8996A	each BEARING, MAINSHAFT CLUTCH SIDE, SPORTSTER 1991-2005
16	A-8998	8998	each BEARING, ACCESS DOOR, SPORTSTER 1980-2003
17	A-9119A	9119A	pk-10 RETAINING RING, MOTOR BEARING, SPORTSTER 1977-PRESENT
18	A-9142	9142	pk-5 SHIM, BEARING SPACER (.100 THICK) SPORTSTER 1977-PRESENT
	A-9143	9143	pk-5 SHIM, BEARING SPACER (.102 THICK) SPORTSTER 1977-PRESENT
	A-9144	9144	pk-5 SHIM, BEARING SPACER (.104 THICK) SPORTSTER 1977-PRESENT
	A-9145	9145	pk-5 SHIM, BEARING SPACER (.106 THICK) SPORTSTER 1977-PRESENT
	A-9146	9146	pk-5 SHIM, BEARING SPACER (.108 THICK) SPORTSTER 1977-PRESENT
	A-9147	9147	pk-5 SHIM, BEARING SPACER (.110 THICK) SPORTSTER 1977-PRESENT
	A-9148	9148	pk-5 SHIM, BEARING SPACER (.112 THICK) SPORTSTER 1977-PRESENT
	A-9149	9149	pk-5 SHIM, BEARING SPACER (.114 THICK) SPORTSTER 1977-PRESENT
	A-9155	9155	pk-5 SHIM, BEARING SPACER (.098 THICK) SPORTSTER 1977-PRESENT
19	A-9151	9151	each BEARING, SHIFTER DRUM END, SPORTSTER 1991-2003
20	A-10080	10080	pk-10 HOSE CLAMPS, STAINLESS (11/16" I.D.)
21	A-11105	11105	pk-10 O-RING, DRAIN PLUG, SPORTSTER 1978-PRESENT
22	A-11161	11161	pk-5 RETAINING RING, MAINSHAFT BEARING, SPORTSTER 1991-PRES.
23	A-11171	11171	pk-10 O-RING, INSPECTION COVER SCREWS, SPORTSTER 1986-2003
24	A-11177	11177	pk-10 RETAINING RING, PINION SHAFT, SPORTSTER 1987-1994
	A-11177A	11177A	pk-10 RETAINING RING, PINION SHAFT, SPORTSTER 1995-PRESENT
25	A-11187	11187	pk-10 O-RING, CLUTCH INSPECTION COVER, SPORTSTER 1991-1994
26	A-11188	11188	pk-10 O-RING, CHAIN INSPECTION COVER, SPORTSTER 1991-2003
27	A-16573-83	16573-83	pk-8 INSERT, CRANKCASE, SPORTSTER 1986-PRESENT
28	A-24647-87	24647-87	each BEARING, PINION SHAFT, W/CAGE & ROLLERS (BLUE) SP. 1987-P.
	A-24650-87	24650-89	each BEARING, PINION SHAFT, W/CAGE & ROLLERS (RED) SP. 1987-P.
	A-24659-87	24659-87	each BEARING, PINION SHAFT, W/CAGE & ROLLERS (WHITE) SP. 1987-P.
	A-24660-87	24660-87	each BEARING, PINION SHAFT, W/CAGE & ROLLERS (GREEN) SP. 1987-P.
29	A-24729-74	24729-74	each MOTOR BEARING, SPROCKET SHAFT, (IMPORT) SPORT. 1977-2003
	A-24729-74A	24729-74	each MOTOR BEARING, SPROCKET SHAFT, (TIMKEN) SPORT. 1977-2003
30	L-3-865	34955-89	pk-10 GASKETS, PRIMARY COVER (WITHOUT SILICONE) SPORT. 1991-2003
31	A-35021-89	35021-89	pk-10 RETAINING RING, ACCESS DOOR (COUNTERSHAFT) SP. 1991-2003
32	A-35030-89	35030-89	each BEARING, ACCESS DOOR, SPORTSTER 1991-2003
33	A-35038-89	35038-89	pk-10 RETAINING RING, ACCESS DOOR (MAINSHAFT) SPORT. 1991-2003
34	A-35151-74	35151-74	pk-5 OIL SEAL, SPROCKET SHAFT, SPORTSTER 1977-2003
35	A-37101-84	37101-84	pk-5 OIL SEALS, SHIFTER SHAFT LEVER, SPORTSTER 1986-PRESENT
36	A-40520-63	40520-63	pk-5 BUSHING, SHIFTER SHAFT **OIL LITE** SPORTSTER 1986-2005
37	A-48302-85	48302-85	each MOTOR BEARING **CUP & CONE ONLY** SPORTSTER 1977-2003
38	A-60348-65B	60348-65B	kit DRAIN PLUG, WITH O-RING **MAGNETIC** SPORTSTER 1977-2003
39	E-409	63500-68	25-ft NEOPRENE FUEL LINE **3/8**

EASTERN MOTORCYCLE PARTS

CRANKCASE

SPORTSTER 2004-PRESENT



<u>DIAGRAM NUMBER</u>	<u>EASTERN NUMBER</u>	<u>REPLACES OEM</u>	<u>DESCRIPTION</u>
1	A-215	215	pk-10 DOWEL PINS **.313 X .748 LONG**
2	A-358	358	pk-10 DOWEL PINS **.251 X .496 LONG**
3	A-8881	8881	each CASE RACE, PINION SHAFT (STD) SPORTSTER 1987-PRESENT
	A-8881B	8881	each CASE RACE, PINION SHAFT (.002) SPORTSTER 1987-PRESENT
	A-8881C	8881	each CASE RACE, PINION SHAFT (.005) SPORTSTER 1987-PRESENT
4	A-8973	8973	pk-5 THRUST WASHER, MAIN BEARING, SPORTSTER 2004-PRESENT
5	A-10080	10080	pk-10 HOSE CLAMP **.11/16 I.D.**
6	37-0805	10177	pk-25 WIRE TIE, **.7-1/4" LONG** (BLACK) BIG TWIN-SPORTSTER
	37-0807		pk-25 WIRE TIE, **.11-1/4" LONG** (BLACK) BIG TWIN-SPORTSTER
	37-0809		pk-25 WIRE TIE, **.14" LONG** (BLACK) BIG TWIN-SPORTSTER
7	A-11177A	11177A	pk-10 RETAINING RING, PINION SHAFT SPORTSTER 1995-PRESENT
8	A-11289	11289	pk-10 O-RING, CRANKSHAFT POSITION SENSOR, SPORTSTER 2004-PRES.
9	A-12068	12068	pk-5 OIL SEAL, SPROCKET SHAFT, SPORTSTER 2004-PRESENT
10	A-24604-00C	24604-00C	each BEARING, PINION SHAFT, BIG TWIN 2000-2007, SPORT. 2004-2009
	A-24605-07	24605-07	each BEARING, PINION SHAFT, BIG TWIN 2008-PRES,SPORT. 2009-PRES
11	A-24647-87	24647-87	each BEARING, PINION SHAFT **BLUE** SPORTSTER 1987-PRESENT
	A-24650-87	24650-87	each BEARING, PINION SHAFT **RED** SPORTSTER 1987-PRESENT
	A-24659-87	24659-87	each BEARING, PINION SHAFT **WHITE/GRAY** SPORTSTER 1987-PRES.
	A-24660-87	24660-87	each BEARING, PINION SHAFT **GREEN** SPORTSTER 1987-PRESENT
13	A-35114-02	35114-02	pk-10 RETAINING RING, MAIN BEARING, SPORTSTER 2004-PRESENT
14	A-35118-03	35118-03	pk-10 RETAINING RING, MAIN BEARING, SPORTSTER 2004-PRESENT
15	A-40254-02	40254-02	each SPACER, SPROCKET SHAFT OIL SEAL, SPORTSTER 2004-PRESENT

****EASTERN MOTORCYCLE PARTS****



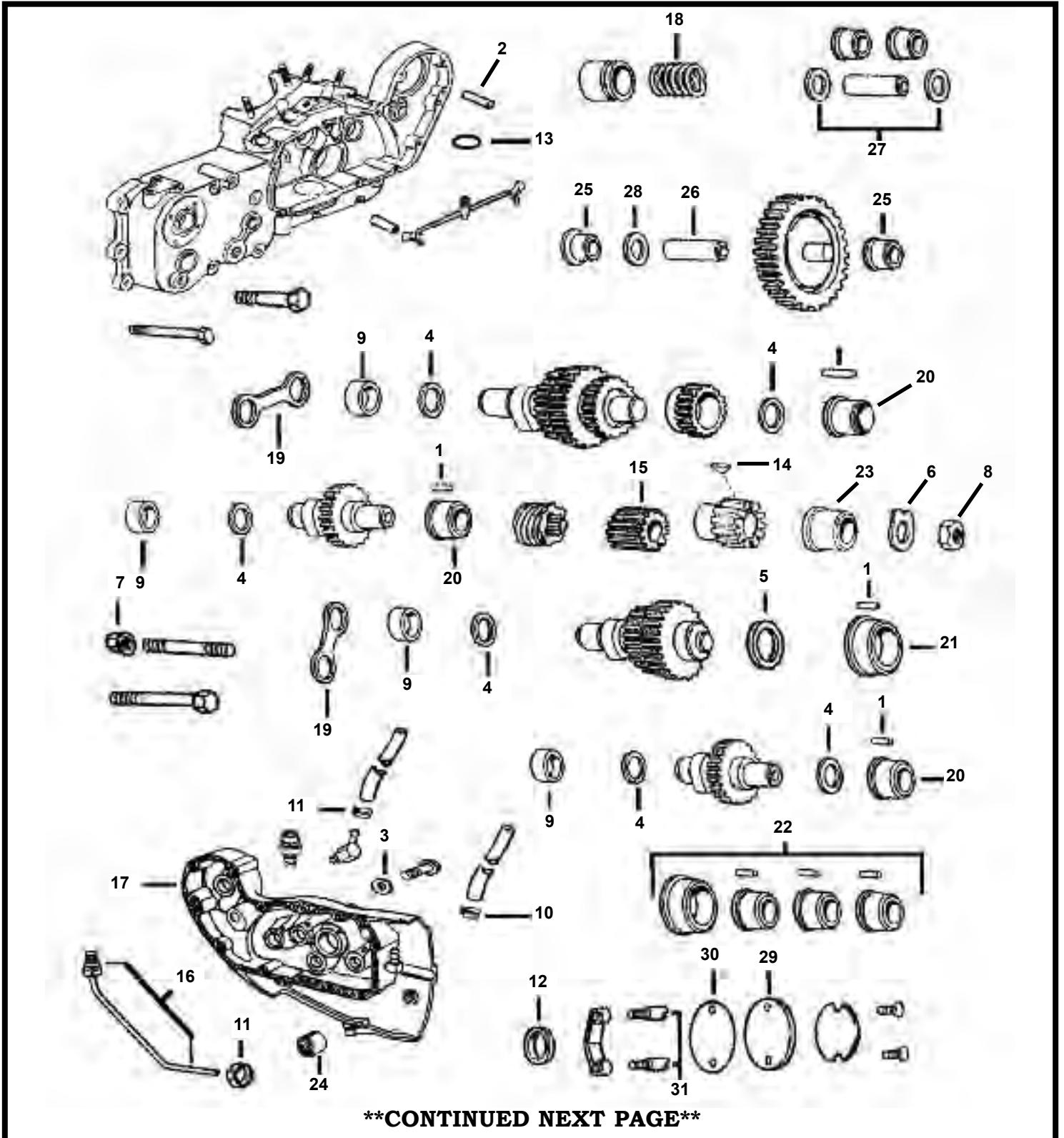
5120 HILDA ROAD* BLACKVILLE, S.C. 29817* 803-284-3304

EASTERN MOTORCYCLE PARTS

CRANKCASE

GEAR SIDE

SPORTSTER 1954-1990



CONTINUED NEXT PAGE

****EASTERN MOTORCYCLE PARTS****

****CRANKCASE****

****GEAR SIDE****

****SPORTSTER 1954-1990****

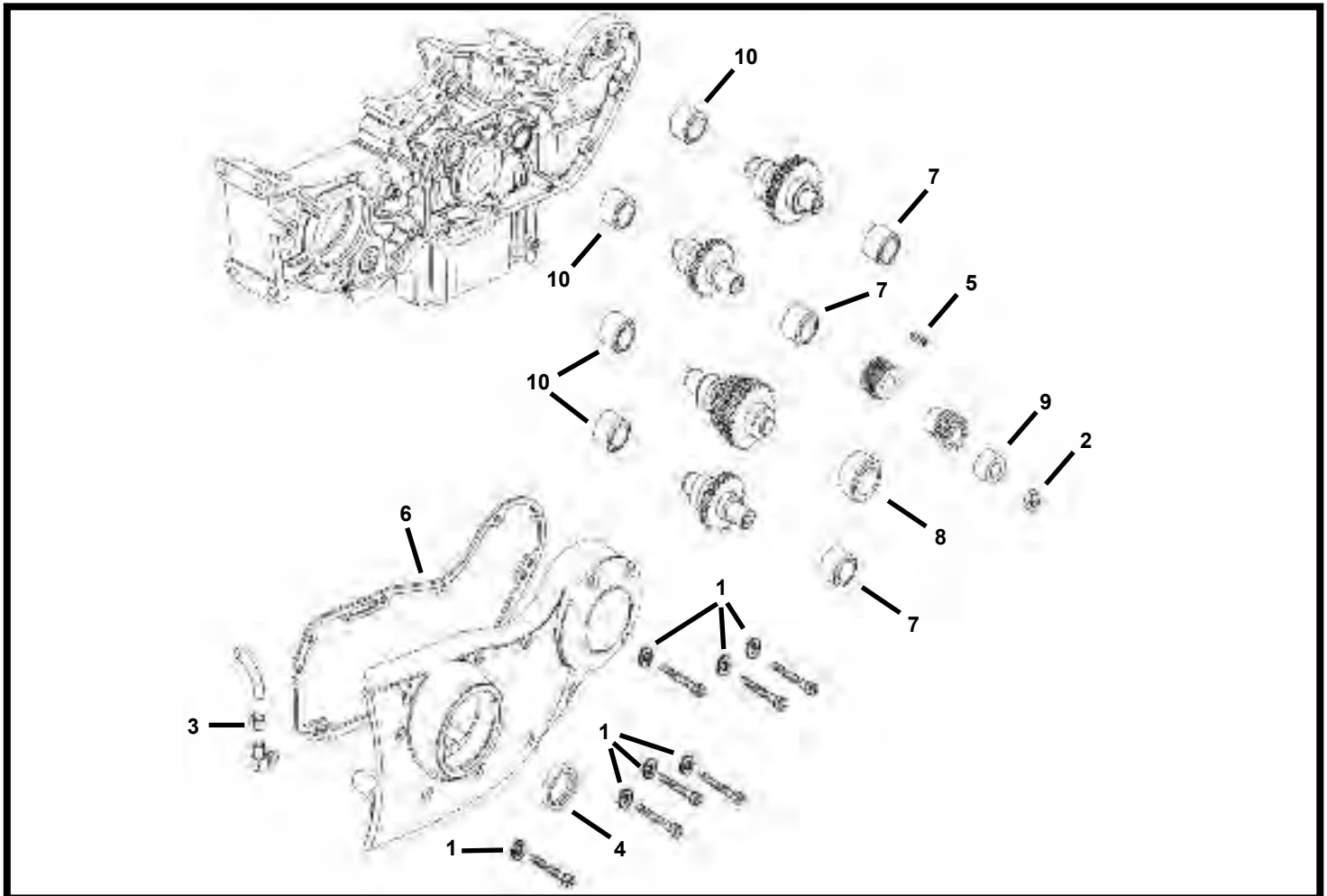
DIAGRAM NUMBER	EASTERN NUMBER	REPLACES OEM	DESCRIPTION
1	A-275	275	pk-25 DOWEL PINS,CAM BUSHINGS(BRONZE)*.125 X 1/4"*, SP. 1952-1998
2	A-375	375	pk-25 DOWEL PINS, GEARCASE **.308 x .690 LONG** SPORTSTER
3	A-6099	6099	pk-100 WASHER, STEEL-1/4" X 7/16" X 1/16" THICK
4	A-6769	6769	pk-10 SHIMS, (+.007) CAM GEARS # 1,3,& 4, SPORTSTER 1952-1982
	A-6770	6770	pk-10 SHIMS, (+.005) CAM GEARS # 1,3,& 4, SPORTSTER 1952-1982
	A-6771	6771	pk-10 SHIMS, (+.015) CAM GEARS # 1,3,& 4, SPORTSTER 1952-1982
5	A-6773		pk-10 SHIMS,(+.005)**SPECIAL**CAM GEARS#-2,SPORTSTER 1952-PRES.
	A-6775		pk-10 SHIMS,(+.010)**SPECIAL**CAM GEARS#-2,SPORTSTER 1952-PRES.
	A-6778		pk-10 SHIMS,(+.015)**SPECIAL**CAM GEARS#-2,SPORTSTER 1952-PRES.
6	A-7044	7044	pk-10 LOCK TAB, PINION SHAFT, SPORTSTER 1977-1987
7	35-0532	7775	pk-10 NYLOCK NUT, (CAD.) 3/8-24 THREAD **9/16 HEX**
8	A-7913	7913	pk-5 NUT, PINION GEAR SHAFT, SPORTSTER 1977-1990
9	A-9057	9057	each CAM BEARING, (TORRINGTON) SPORTSTER 1958-1990
	40-0300	9057	each CAM BEARING, **IMPORT** SPORTSTER 1958-1990
10	A-10014	10014	pk-25 HOSE CLAMPS, 17/32" I.D. **GAS HOSE**
11	A-10080	10080	pk-10 HOSE CLAMPS, 11/16" I.D. **OIL & GAS LINES**
12	A-11124	11124	pk-5 OIL SEALS, CAM GEAR COVER, SPORTSTER 1971-PRESENT
13	A-11172	11172	pk-10 O-RING, CAM GEAR OILER ,SPORTSTER 1985-ONLY
14	A-11219	11219	pk-10 KEY, PINION GEAR SHAFT, SPORTSTER 1986-2003
15	A-24011-37	24011-37	each PINION GEAR, FOR PINION SHAFT, SPORTSTER 1952-1976
16	O-6-001	24912-52A	each BREATHER PIPE, CAM COVER **CHROME**, SPORTSTER 1952-1978
17	L-3-835	25224-52A	pk-10 GASKETS, CAM GEAR COVER, SPORTSTER 1952-1981
	L-3-836	25263-81	pk-10 GASKETS, CAM GEAR COVER, SPORTSTER 1982-1985
	L-3-836A	25263-86	pk-10 GASKETS, CAM GEAR COVER, SPORTSTER 1986-1990
	54-2562	25263-86	pk-5 GASKETS, CAM COVER, *COMETIC* (SILICONE BEAD) SP. 1986-1990
	54-7025	25263-86	pk-5 GASKETS, CAM COVER, (WITH SILICONE BEAD) SPORT. 1986-1990
18	A-25287-37	25287-37	pk-10 SPRING, SEAL RING CAM COVER (ENGINE), SPORTSTER 1952-1962
19	A-25551-58	25551-58	pair THRUST PLATE, CAM GEARS, SPORTSTER 1958-PRESENT
20	A-25586-37	25586-37	each BUSHING, CAM GEAR COVER (1-3-4) SPORTSTER 1952-PRESENT
	A-25586-37+5	25586-37	each BUSHING, CAM GEAR COVER (1-3-4) (.005 O/S) SPORTSTER 1952-P.
	A-25586-37+10	25586-37	each BUSHING, CAM GEAR COVER (1-3-4) (.010 O/S) SPORTSTER 1952-P.
21	A-25588-57	25588-57	each BUSHING, CAM GEAR (#-2 CAM), SPORTSTER 1957-1990
	* A-25588-57+5	25588-57	each BUSHING, CAM GEAR (#-2 CAM), (.005 O/S) SPORTSTER 1957-1990
	* A-25588-57+10	25588-57	each BUSHING, CAM GEAR (#-2 CAM), (.010 O/S) SPORTSTER 1957-1990
22	A-25588-80		kit BUSHING KIT, CAM GEAR BRONZE ONLY*1-2-3&4*, SP. 1957-1990
23	A-25593-57	25593-57	each BUSHING, PINION GEAR SHAFT, SPORTSTER 1957-1977
	A-25593-57+5	25593-57	each BUSHING, PINION GEAR SHAFT (.005 O/S) SPORTSTER 1957-1977
	A-25593-74	25593-74	each BUSHING, PINION GEAR SHAFT, SPORTSTER 1977-PRESENT
24	A-25594-75A	25594-75	pk-5 BUSHING,BRAKE PEDAL, SHAFT,SPORTSTER 1977-E/1981
25	A-25597-57	25597-57	pair BUSHINGS, IDLER GEAR SHAFT, SPORTSTER 1957-E/1984
	A-25597-57+5	25597-57	pair BUSHINGS, IDLER SHAFT, (.005 O/S) SPORTSTER 1957-E/1984
26	A-25787-57	25787-57	each STUD,IDLER GEAR (CRANKCASE) *MADE IN USA*, SP. 1954-'78 ONLY
27	A-25787-KIT		kit STUD, BUSHING & WASHER KIT, IDLER GEAR, SPORT. 1957-E/1984 KIT INCLUDES: (1) 25787-57, (2) 25597-57, (2) 25811-11
28	A-25811-11	25811-11	pk-10 WASHER, (FIBER) IDLER GEAR STUD**PHENOLIC**,SP. 1965-E/1979
29	R-9-1212	32588-70A	each POINT COVER, PLAIN **CHROME**, SPORTSTER 1971-PRESENT
31	L-3-832	32591-70	pk-10 GASKETS, *POINTS* (GEAR) COVER, SPORTSTER 1971-1979
31	A-32601-78	32601-78	pair STUDS, CIRCUIT BREAKER (PLATE), SPORTSTER 1972-1979
	A-32608-70	32608-70	pair STUDS, CIRCUIT BREAKER (PLATE), SPORTSTER 1970-1972

****EASTERN MOTORCYCLE PARTS****

****CRANKCASE****


****GEAR SIDE****

****SPORTSTER 1991-PRESENT****



<u>DIAGRAM NUMBER</u>	<u>EASTERN NUMBER</u>	<u>REPLACES OEM</u>	<u>DESCRIPTION</u>
1	A-6099	6099	pk-25 WASHER, 1/4 X 7/16 X 1/16" THICK, **ZINC PLATED**
2	A-7916A	7916A	pk-5 NUT, PINION SHAFT END, SPORTSTER 1991-PRESENT
3	A-10014	10014	pk-25 HOSE CLAMPS **17/32" I.D.**
	A-10117	10117	pk-25 HOSE CLAMPS **1/2" I.D.**
4	A-11124	11124	pk-10 OIL SEAL, CAM GEAR COVER, SPORTSTER 1971-2003
5	A-11219	11219	pk-10 KEY, (T-STYLE) PINION GEAR, SPORTSTER 1986-2003
	41-0147	11317	pk-10 KEY, PINION GEAR, (SQUARE STYLE) SPORTSTER 2004-PRESENT
6	L-3-836B	25263-90	pk-10 GASKETS, CAM GEAR COVER, SPORTSTER 1991-PRESENT
7	A-25586-37	25586-37	each BUSHING, CAM GEAR COVER (1-3-4) SPORTSTER 1952-PRESENT
	A-25586-37+5	25586-37	each BUSHING, CAM GEAR COVER (1-3-4) (.005 O/S) SPORTSTER 1952-P.
	A-25586-37+10	25586-37	each BUSHING, CAM GEAR COVER (1-3-4) (.010 O/S) SPORTSTER 1952-P.
8	A-25588-91	25588-91	each BUSHING, CAM GEAR COVER (#-2) SPORTSTER 1952-PRESENT
9	A-25593-74	25593-74	each BUSHING, CAM GEAR COVER, SPORTSTER 1952-PRESENT
10	A-25598-91	25598-91	each BUSHING, CAM GEAR COVER, SPORTSTER 1952-PRESENT
	A-25598-91+5	25598-91	each BUSHING, CAM GEAR COVER, (.005) SPORTSTER 1952-PRESENT
	A-25598-91+10	25598-91	each BUSHING, CAM GEAR COVER, (.010) SPORTSTER 1952-PRESENT

****EASTERN MOTORCYCLE PARTS****



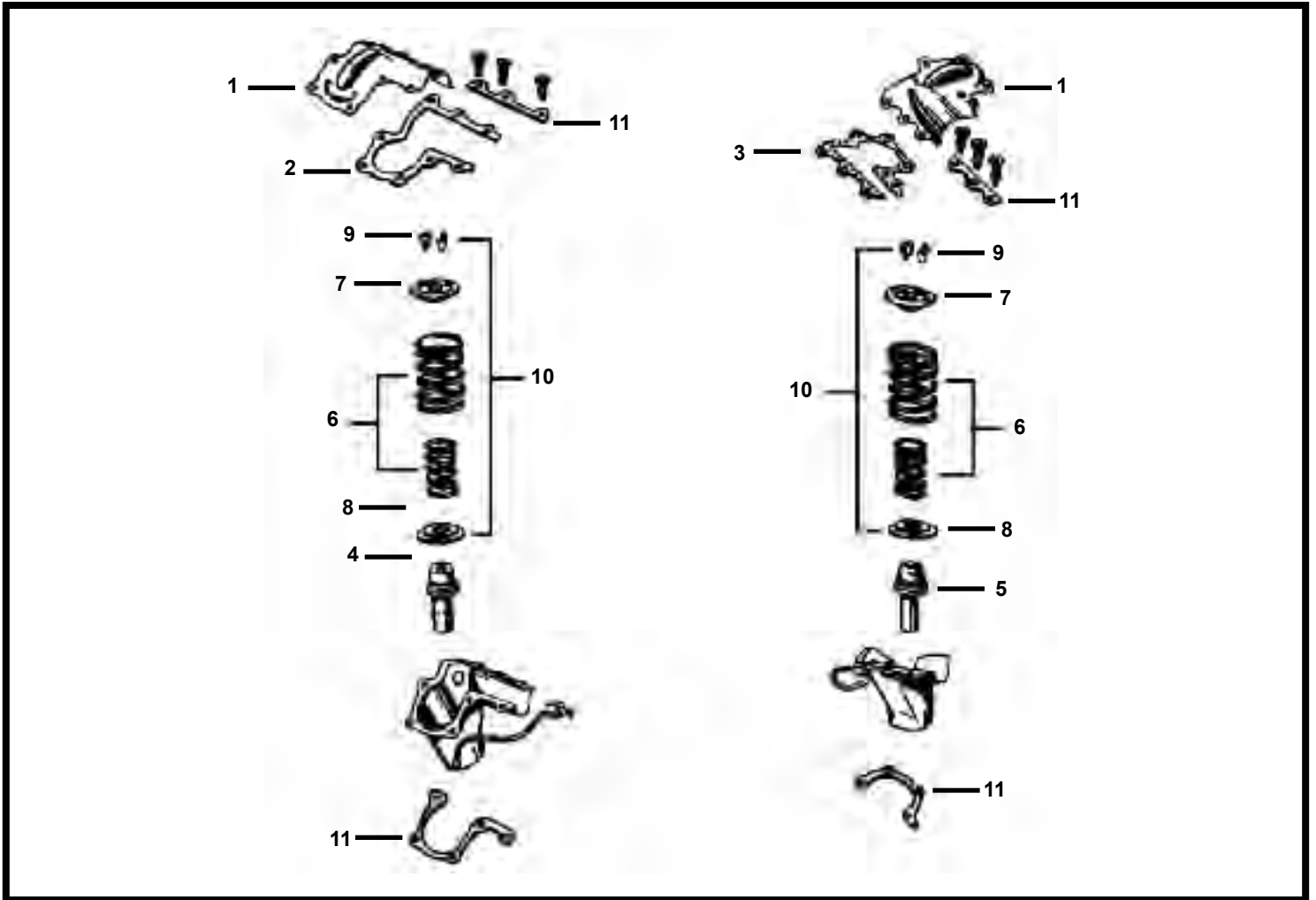
5120 HILDA ROAD* BLACKVILLE, S.C. 29817* 803-284-3304

****EASTERN MOTORCYCLE PARTS****

****ROCKER COVER****

****KNUCKLEHEAD 61" & 74"*****

****BIG TWIN 1936-1947****



****CONTINUED ON NEXT PAGE****

5120 HILDA ROAD* BLACKVILLE, S.C. 29817* 803-284-3304

Pg 79


****EASTERN MOTORCYCLE PARTS****

****ROCKER COVER****

****KNUCKLEHEAD 61" & 74"*****

****BIG TWIN 1936-1947****

<u>DIAGRAM NUMBER</u>	<u>EASTERN NUMBER</u>	<u>REPLACES OEM</u>	<u>DESCRIPTION</u>
1	K-2-320	17525-38 17527-38 17529-38	set-4 ROCKER COVER SET (TINS ONLY) **CHROME** BIG TWIN 1936-1947
	K-2-324	17525-38 17527-38 17529-38	set-4 ROCKER COVER SET (TINS ONLY) **BLACK** BIG TWIN 1936-1947
2	L-3-711	17535-38	pk-10 ROCKER COVER GASKET (FRONT IN & REAR EX) BIG TWIN 1938-1947
3	L-3-713	17537-38	pk-10 ROCKER COVER GASKET (REAR INTAKE) BIG TWIN 1938-1947
4	E-550	18181-36	each VALVE GUIDE, EXHAUST (STD) **I.D. FINISHED** BIG TWIN 1936-1947
	E-551	18182-36	each VALVE GUIDE, EXHAUST (.001) **I.D. FINISHED** BIG TWIN 1936-1947
	E-552	18184-36	each VALVE GUIDE, EXHAUST (.002) **I.D. NOT FINISHED** B/T 1936-1947
	E-553		each VALVE GUIDE, EXHAUST (.004) **I.D. NOT FINISHED** B/T 1936-1947
	E-554		each VALVE GUIDE, EXHAUST (.006) **I.D. NOT FINISHED** B/T 1936-1947
	E-555		each VALVE GUIDE, EXHAUST (.008) **I.D. NOT FINISHED** B/T 1936-1947
	E-556		each VALVE GUIDE, EXHAUST (.010) **I.D. NOT FINISHED** B/T 1936-1947
	E-557		each VALVE GUIDE, EXHAUST (.012) **I.D. NOT FINISHED** B/T 1936-1947
5	E-540	18185-40	each VALVE GUIDE, INTAKE (STD) **I.D. FINISHED** BIG TWIN 1936-1947
	E-541	18186-40	each VALVE GUIDE, INTAKE (.001) **I.D. FINISHED** BIG TWIN 1936-1947
	E-542	18187-40	each VALVE GUIDE, INTAKE (.002) **I.D. FINISHED** BIG TWIN 1936-1947
	E-543		each VALVE GUIDE, INTAKE (.004) **I.D. FINISHED** BIG TWIN 1936-1947
	E-544		each VALVE GUIDE, INTAKE (.006) **I.D. NOT FINISHED** B/T 1936-1947
	E-545		each VALVE GUIDE, INTAKE (.008) **I.D. NOT FINISHED** B/T 1936-1947
	E-546		each VALVE GUIDE, INTAKE (.010) **I.D. NOT FINISHED** B/T 1936-1947
6	A-18201-36	18203-36	set-4 VALVE SPRINGS, INNER AND OUTER, BIG TWIN 1936-1947
		18204-36A	
7	A-18221-36	18221-36	set-4 VALVE SPRING COLLARS **UPPER** BIG TWIN 1936-1981
8	A-18222-36	18222-36	set-4 VALVE SPRING COLLARS **LOWER** BIG TWIN 1936-1947
9	A-18228-36	18228-36	set-4 VALVE STEM KEEPERS, BIG TWIN 1937-1984
10	15-0024		VALVE SPRING KIT, WITH COLLARS & KEEPERS, BIG TWIN 1936-1947
11	C-7517-8	17550-38	ROCKER COVER STRIPS AND GASKETS, **ZIINC** BIG TWIN 1936-1947
		17554-38	
		17556-38	

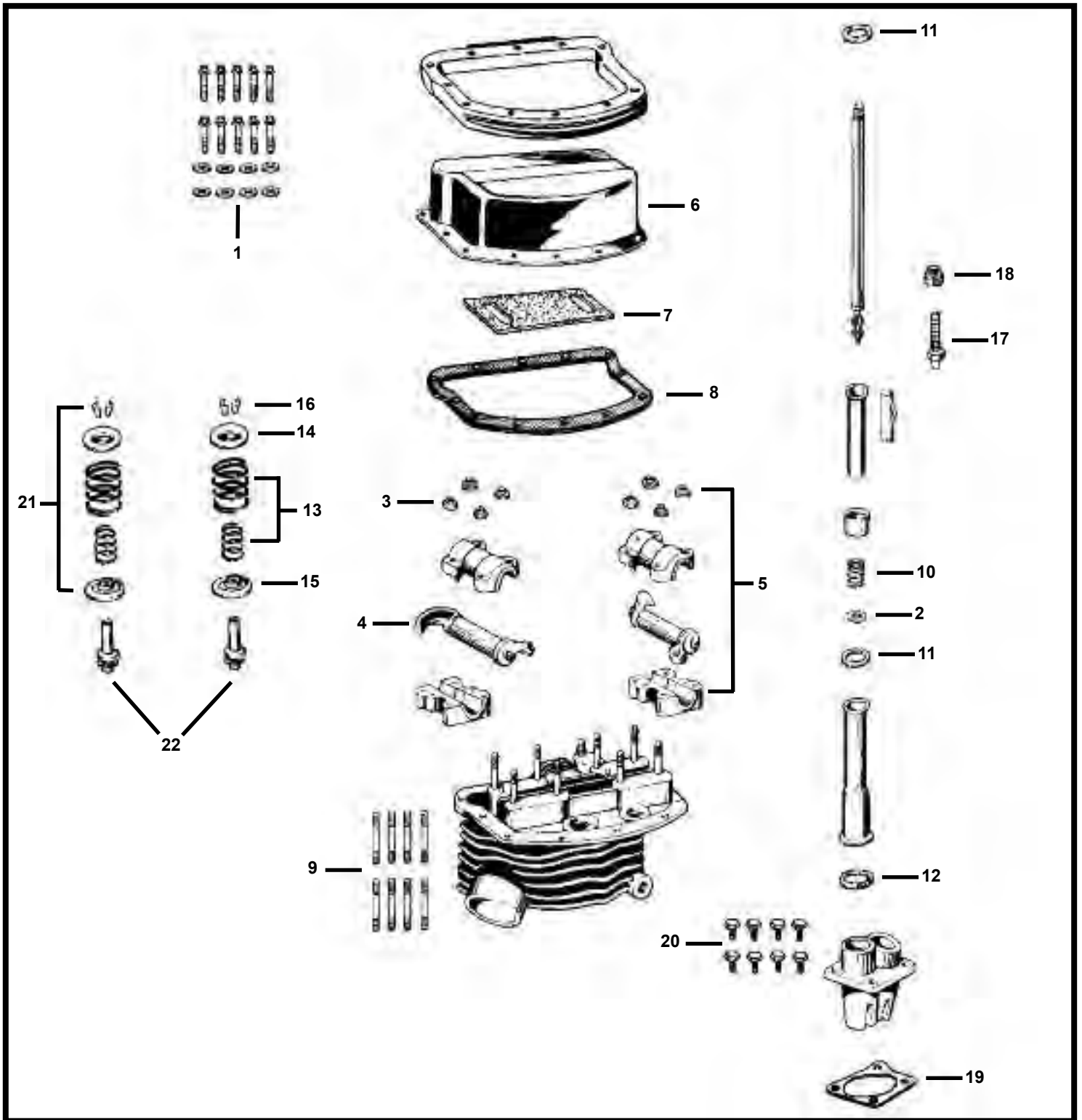


EASTERN MOTORCYCLE PARTS

ROCKER COVER

PANHEAD

BIG TWIN 1948-1965



****CONTINUED ON NEXT PAGE****

5120 HILDA ROAD* BLACKVILLE, S.C. 29817* 803-284-3304

Pg 81

****EASTERN MOTORCYCLE PARTS****

****ROCKER COVER****

****PAN HEAD****

****BIG TWIN 1948-1965****

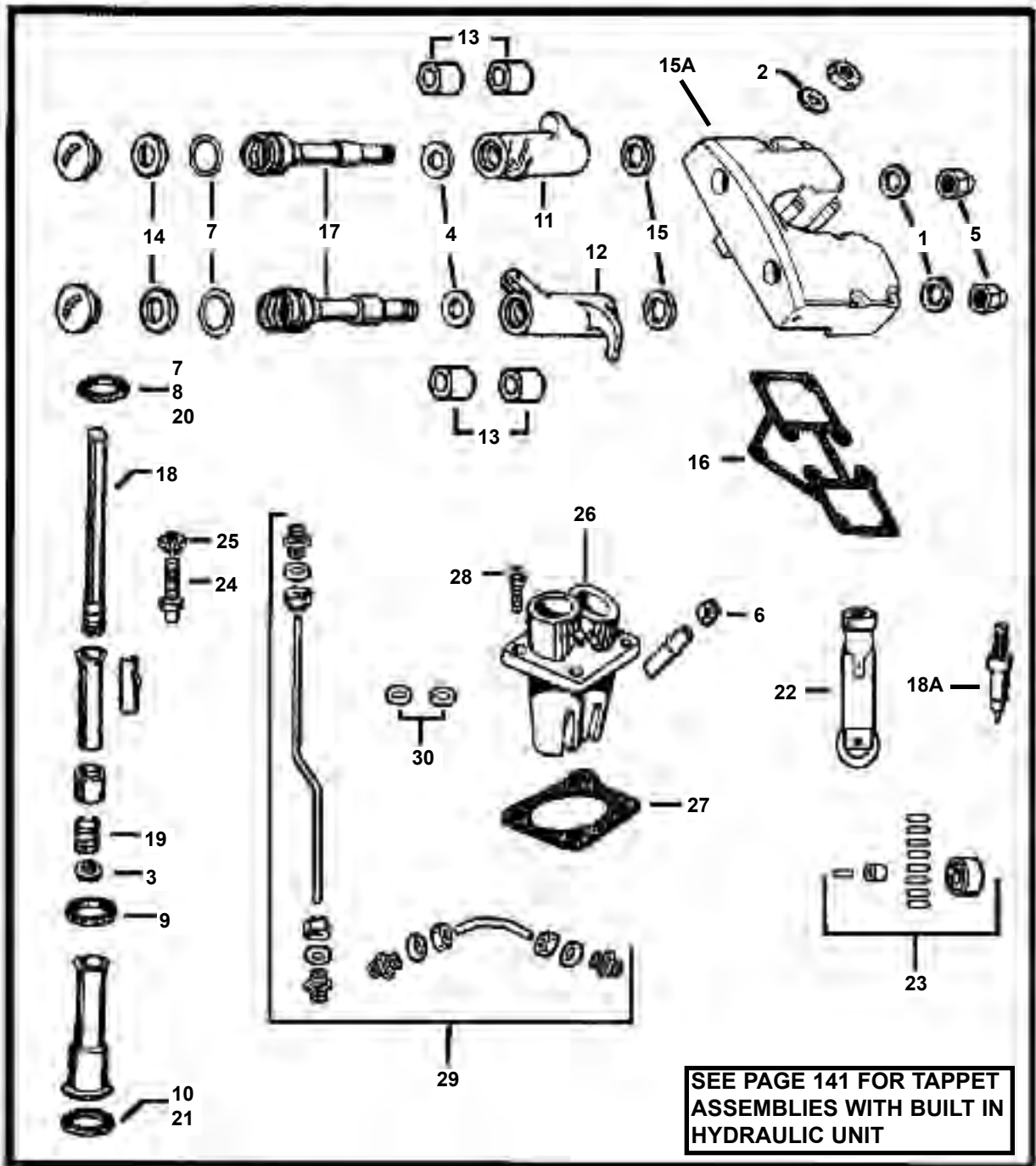
DIAGRAM NUMBER	EASTERN NUMBER	REPLACES OEM	DESCRIPTION
1	A-6150W	6150W	pk-25 WASHER, #-10 X 3/8 X 1/16 THICK, **ZINC PLATED**
2	A-6762B	6762B	pk-10 WASHER, PUSH ROD TUBES, **030 THICK** BIG TWIN 1936-PRES.
3	A-7727	7727	pk-10 NUT, FLEX-LOCK, **5/16-24, 1/2" HEX** BIG TWIN 1948-1965
4	M-4-4580	17360-48	each ROCKER ARM (ONLY) **REAR-EXH., FRONT-INTAKE** B/T 1948-1965
	M-4-4582	17375-48	each ROCKER ARM (ONLY) **FRONT-EXH., REAR-INTAKE** B/T 1948-1965
5	M-4-4585		each ROCKER ARM, WITH BLOCKS **REAR-EX, FRONT-IN** B/T 1948-1965
	M-4-4587		each ROCKER ARM, WITH BLOCKS **FRONT-EX, REAR-IN** B/T 1948-1965
6	K-2-765	17500-48A	pair ROCKER COVERS, **CHROME** BIG TWIN 1948-1965
7	L-3-947	17507-48	pk-10 ROCKER ARM PAD, (FELT) BIG TWIN 1948-1965
8	L-3-944	17541-48	pk-10 GASKETS, ROCKER COVER, (THICK) BIG TWIN 1948-1965
9	A-17647-48	17647-48	set-8 STUDS, ROCKER ARM LOWER BLOCKS, BIG TWIN 1948-1965
10	A-17947-36	17947-36	pk-10 SPRING, PUSH ROD COVER, BIG TWIN 1936-1984
11	L-3-805	17955-36	pk-25 PUSH ROD CORKS, **UPPER** (SMALL) BIG TWIN 1936-1979
12	L-3-806	17955-48	pk-25 PUSH ROD CORKS, **LOWER** (LARGE) BIG TWIN 1948-1979
13	A-18201-57B	18201-57B	set-8 VALVE SPRINGS, **INNER & OUTER** BIG TWIN 1948-1984
		18204-36A	
14	A-18221-36	18221-36	pk-4 VALVE SPRING COLLAR, **UPPER** BIG TWIN 1936-1981
15	A-18222-48	18222-48	pk-4 VALVE SPRING COLLAR, **LOWER** BIG TWIN 1948-1979
16	A-18228-36	18228-36	set-4 VALVE STEM KEEPERS, BIG TWIN 1937-1984
17	A-18555-36	18555-36	pk-4 TAPPET SCREWS, **PUSH ROD** BIG TWIN 1936-1957
	A-18556-57	18556-57	pk-4 TAPPET SCREWS, **PUSH ROD** BIG TWIN 1957-1984
18	A-18570-38	18570-38	pk-10 TAPPET NUTS, **OEM TAPPETS** BIG TWIN 1936-1984
19	L-3-951	18633-48B	pk-10 GASKETS, REAR TAPPET GUIDE, BIG TWIN 1948-1999
	L-3-950	18634-48B	pk-10 GASKETS, FRONT TAPPET GUIDE, BIG TWIN 1948-1999
20	A-18660-53	18660-53	set-8 SCREWS, LIFTER BASE, **1/4-24 THREAD** BIG TWIN 1953-1975
21	15-0028		kit VALVE SPRING KIT. WITH COLLARS & KEEPERS, BIG TWIN 1948-1979
			WITH SHOULDER, I.D. NOT FINISHED
22	E-320	18138-79A	each VALVE GUIDE, STD INT. & EX. **I.D. NOT FINISHED** B/T 1948-1979
	E-321		each VALVE GUIDE, .001 , INT. & EX. **I.D. NOT FINISHED** B/T 1948-1979
	E-322	18143-79A	each VALVE GUIDE, .002 , INT. & EX. **I.D. NOT FINISHED** B/T 1948-1979
	E-324	18141-79A	each VALVE GUIDE, .004 , INT. & EX. **I.D. NOT FINISHED** B/T 1948-1979
	E-326	18140-79A	each VALVE GUIDE, .006 , INT. & EX. **I.D. NOT FINISHED** B/T 1948-1979
	E-328	18139-79A	each VALVE GUIDE, .008 , INT. & EX. **I.D. NOT FINISHED** B/T 1948-1979
	E-330		each VALVE GUIDE, .010 , INT. & EX. **I.D. NOT FINISHED** B/T 1948-1979
	E-332		each VALVE GUIDE, .012 , INT. & EX. **I.D. NOT FINISHED** B/T 1948-1979
	E-335		each VALVE GUIDE, .015 , INT. & EX. **I.D. NOT FINISHED** B/T 1948-1979
	E-339		each VALVE GUIDE, .020 , INT. & EX. **I.D. NOT FINISHED** B/T 1948-1979
			WITH SHOULDER, I.D. FINISHED
	E-430	18165-48	each VALVE GUIDE, STD INTAKE, **I.D. FINISHED** BIG TWIN 1948-1979
	E-431	18165-49	each VALVE GUIDE, .002 INTAKE, **I.D. FINISHED** BIG TWIN 1948-1979
	E-432	18167-49	each VALVE GUIDE, .004 INTAKE, **I.D. FINISHED** BIG TWIN 1948-1979
	E-433	18168-49	each VALVE GUIDE, .006 INTAKE, **I.D. FINISHED** BIG TWIN 1948-1979
	E-434	18170-49	each VALVE GUIDE, .008 INTAKE, **I.D. FINISHED** BIG TWIN 1948-1979
	E-435		each VALVE GUIDE, .010 INTAKE, **I.D. FINISHED** BIG TWIN 1948-1979
	E-440	18181-48	each VALVE GUIDE, STD EXHAUST **I.D. FINISHED** BIG TWIN 1948-1979
	E-441	18183-48	each VALVE GUIDE, .002 EXHAUST **I.D. FINISHED** BIG TWIN 1948-1979
	E-442	18187-51	each VALVE GUIDE, .004 EXHAUST **I.D. FINISHED** BIG TWIN 1948-1979
	E-443	18193-51	each VALVE GUIDE, .006 EXHAUST **I.D. FINISHED** BIG TWIN 1948-1979
	E-444	18194-51	each VALVE GUIDE, .008 EXHAUST **I.D. FINISHED** BIG TWIN 1948-1979
	E-445		each VALVE GUIDE, .010 EXHAUST **I.D. FINISHED** BIG TWIN 1948-1979

EASTERN MOTORCYCLE PARTS

ROCKER COVER

SHOVELHEAD

BIG TWIN 1966-1984



**DIAGRAM
NUMBER**
1

**EASTERN
NUMBER**
A-6001
A-6466W
C-3017-100

**REPLACES
OEM**
6001
6466W
6466W

DESCRIPTION

pk-25 WASHER, 7/16" X 3/4" X 1/32" THICK, ****BLACK****
 pk-25 WASHER, (STEEL) 7/16" X 3/4" X 1/64" THICK, ****ZINC PLATED****
 pk-100 WASHER, (STEEL) 7/16" X 3/4" X 1/64" THICK, ****CHROME PLATED****

****CONTINUED ON NEXT PAGE****

5120 HILDA ROAD* BLACKVILLE, S.C. 29817* 803-284-3304

Pg 83

EASTERN MOTORCYCLE PARTS

ROCKER COVER

SHOVELHEAD

BIG TWIN 1966-1984

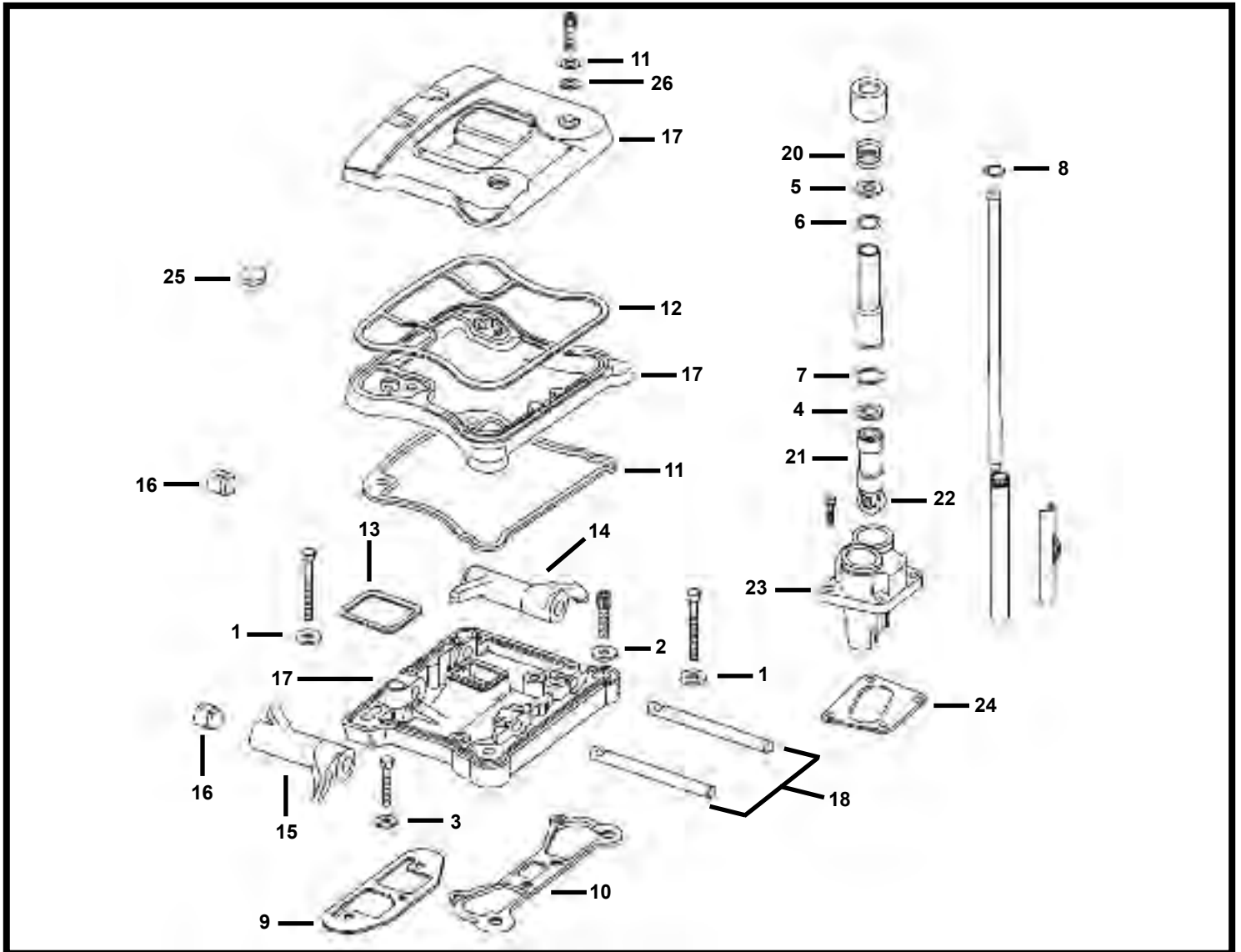
DIAGRAM NUMBER	EASTERN NUMBER	REPLACES OEM	DESCRIPTION
2	A-6002	6002	pk-25 WASHER, 5/16" X 5/8" X 1/16" THICK, **BLACK**
	A-6016	6016	pk-25 WASHER, (STEEL) 11/32" X 11/16" X 1/16" THICK, **ZINC PLATED**
	A-6316HW	6316HW	pk-25 WASHER, (STEEL) 5/16" X 5/8" X 1/16" THICK, **ZINC PLATED**
	A-6702	6702	pk-25 WASHER, (STEEL) 5/16" X 11/16" X 1/16" THICK, **ZINC PLATED**
3	A-6762B	6762B	pk-10 WASHER,PUSH ROD TUBES/CORK(.030 THICK),B/T 1936-PRES
4	A-6767		pk-10 SHIMS,(+.007) ROCKER ARM SHAFT *SPECIAL*,BIG TWIN 1966-1984
	A-6767A		pk-10 SHIMS,(+.005) ROCKER ARM SHAFT *SPECIAL*,BIG TWIN 1966-1984
	A-6767B		pk-10 SHIMS,(+.015) ROCKER ARM SHAFT *SPECIAL*,BIG TWIN 1966-1984
5	A-7872	7872	pk-10 NUT, ROCKER SHAFT W/ RED END(CAD)**7/16 X 20**, B/T 1966-1984
	A-7872B		pk-10 NUT, ROCKER SHAFT W/ BLACK END(CAD)*7/16 X 20*, B/T 1966-1984
6	A-10014	10014	pk-25 HOSE CLAMPS, (17/32" I.D.) **OIL-GAS LINES**
7	A-11101	11101	pk-10 O-RING, ROCKER ARM SHAFT END, BIG TWIN 1966-1984
	A-11101-X	11101-X	pk-10 O-RING, ROCKER ARM SHAFT END, (OVERSIZE) BIG TWIN 1966-1984
8	A-11118	11118	pk-10 QUAD SEALS, PUSHROD COVER (UPPER), BIG TWIN 1981-1984
9	A-11132	11132	pk-10 O-RING, PUSHROD COVER (MIDDLE), BIG TWIN 1979-PRESENT
10	A-11133A	11133A	pk-10 QUAD SEALS, PUSHROD COVER (LOWER), BIG TWIN 1979-1984
11	M-4-4570	17360-66A	each ROCKER ARM, REAR EXHAUST-FRONT INTAKE, BIG TWIN 1966-1984
12	M-4-4572	17375-66A	each ROCKER ARM, FRONT EXHAUST-REAR INTAKE, BIG TWIN 1966-1984
13	A-17428-57	17428-57	pk-4 BUSHINGS, ROCKER ARMS(660)*SOLID BRONZE*, B/T 1966-PRES.
	A-17428-57A		pk-4 BUSHINGS, ROCKER ARMS, **SPLIT-OEM STYLE** , B/T 1966-PRES.
14	A-17450-73	17450-73	pk-10 WASHER, ROCKER ARM SHAFTS, BIG TWIN 1973-1981
15	A-17452-66	17452-66	pk-4 SPACER, ROCKER ARM SHAFTS**TOP END**, BIG TWIN 1966-1984
15A	M-4-4535	17516-77B	set-2 ROCKER ARM COVERS, (FRONT & REAR) **BLACK** B/T 1966-1984
	M-4-4536	17518-80	set-2 ROCKER ARM COVERS, (FRONT & REAR) **CHROME** B/T 1966-1984
16	L-3-940	17540-69	pk-10 GASKETS, ROCKER ARM COVER **0.015 THICK** ,BIG TWIN 1966-1984
17	M-4-4533	17611-66B	each SHAFT, ROCKER ARMS **MADE IN U.S.A.** , BIG TWIN 1966-1984
18	A-17904-66	17904-66	each PUSH ROD, W/SCREW & NUT **ASSEMBLY** , BIG TWIN 1966-1984
18A	A-17920-53A	17920-53A	each HYDRAULIC UNIT, BIG TWIN 1953-1984
19	A-17947-36	17947-36	pk-10 SPRINGS, PUSH ROD COVER, BIG TWIN 1936-1984
20	L-3-805	17955-36	pk-25 CORKS, UPPER PUSHROD **SMALL** , BIG TWIN 1936-1979
21	L-3-806	17955-48	pk-25 CORKS, LOWER PUSHROD **LARGE** , BIG TWIN 1948-1979
22	A-18522-53A	18522-53A	each TAPPET ASSEMBLY, (STD/.730 O.D.) W/OUT HYDRAULIC,B/T 1953-'84
	A-18522-78		each TAPPET ASSEMBLY, (+.005/.735 O.D.) W/OUT HYDRAULIC,B/T 1953-'84
	A-18522-79		each TAPPET ASSEMBLY, (+.010/.740 O.D.) W/OUT HYDRAULIC,B/T 1953-'84
	A-18522-80		each TAPPET ASSEMBLY, (+.015/.745 O.D.) W/OUT HYDRAULIC,B/T 1953-'84
	A-18522-90		each TAPPET ASSEMBLY, (+.020/.750 O.D.) W/OUT HYDRAULIC,B/T 1953-'84
	A-18522-91		each TAPPET ASSEMBLY, (+.025/.755 O.D.) W/OUT HYDRAULIC,B/T 1953-'84
	A-18522-92		each TAPPET ASSEMBLY, (+.030/.760 O.D.) W/OUT HYDRAULIC,B/T 1953-'84
	A-18522-93		each TAPPET ASSEMBLY, (+.035/.765 O.D.) W/OUT HYDRAULIC,B/T 1953-'84
23	A-18534-29A	18534-29A	pk-4 TAPPET ROLLERS, **MADE IN U.S.A.** , BIG TWIN 1929-1984
	A-18534-29B		pk-4 TAPPET ROLLERS, **IMPORTED** IKO, BIG TWIN 1929-1984
	A-18534-87	18545-29	pk-10 TAPPET PINS **ONLY** BIG TWIN 1930-PRESENT
24	A-18556-57	18556-57	pk-4 TAPPET SCREWS, **PUSHRODS** , BIG TWIN 1957-1984
25	A-18570-38	18570-38	pk-10 TAPPET NUTS, **OEM- TAPPETS** , BIG TWIN 1936-1984
26	A-18610-BLK		pair TAPPET GUIDE, FRONT & REAR **BLACK** BIG TWIN 1966-1984
	A-18610-CHR		pair TAPPET GUIDE, FRONT & REAR **CHROME** BIG TWIN 1966-1984
27	L-3-951	18633-48B	pk-10 GASKETS, TAPPET GUIDE (REAR), BIG TWIN 1948-1999
	L-3-950	18634-48B	pk-10 GASKETS, TAPPET GUIDE (FRONT), BIG TWIN 1948-1999
28	A-18660-53	18660-53	set-8 SCREWS, LIFTER BASE (ZINC) **1/4-20 THREAD** B/T L/1953-1975
29	O-6-017	62783-66A	kit OIL LINES, ROCKER BOX/ CASE **CHROME STEEL** B/T 1966-1984
		62785-66A	kit OIL LINES, ROCKER BOX/ CASE **CHROME STEEL** B/T 1966-1984
30	L-3-942	63529-57	pk-10 OIL LINE, RUBBER SLEEVE (SEAL), BIG TWIN 1966-1984

****EASTERN MOTORCYCLE PARTS****

****ROCKER COVER****

****EVOLUTION****

****BIG TWIN 1984-1999****



<u>DIAGRAM NUMBER</u>	<u>EASTERN NUMBER</u>	<u>REPLACES OEM</u>	<u>DESCRIPTION</u>
1	A-6016	6016	pk-25 WASHER **11/32 X 11/16 X 1/16" THICK** (ZINC PLATED)
2	A-6099	6099	pk-25 WASHER **1/4 X 7/16 X 1/16" THICK** (ZINC PLATED)
3	A-6736	6736	pk-25 WASHER **9/32 X 5/8 X 1/16" THICK** (ZINC PLATED)
4	A-6737	6737	pk-25 WASHER **57/64 X 1-3/64 X 1/32" THICK** (ZINC PLATED)
5	A-6762B	6762B	pk-10 WASHER, INNER PUSHROD TUBES, BIG TWIN 1936-PRESENT
6	A-11132	11132	pk-10 O-RINGS, PUSHROD COVER (MIDDLE) BIG TWIN 1979-PRESENT
7	A-11145	11145	pk-10 O-RINGS, TAPPET GUIDES, BIG TWIN 1984-PRESENT
8	A-11157	11157	pk-10 O-RINGS, PUSHROD COVER (UPPER) BIG TWIN 1984-2006

****CONTINUED ON NEXT PAGE****

5120 HILDA ROAD* BLACKVILLE, S.C. 29817* 803-284-3304

****EASTERN MOTORCYCLE PARTS****

****ROCKER COVER****

****EVOLUTION****

****BIG TWIN 1984-1999****

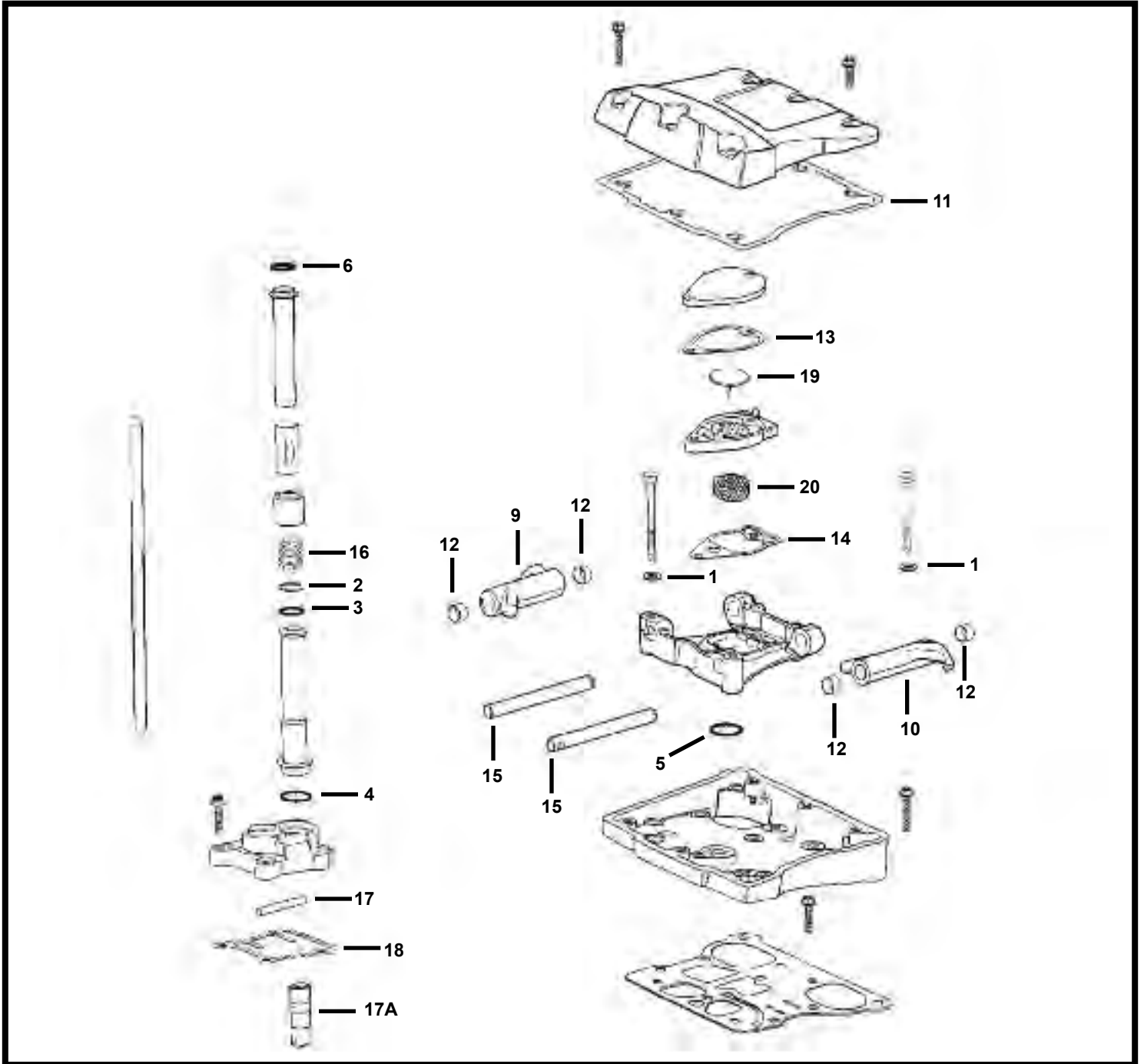
<u>DIAGRAM NUMBER</u>	<u>EASTERN NUMBER</u>	<u>REPLACES OEM</u>		<u>DESCRIPTION</u>
9	L-3-515	16778-84A	pk-10	GASKET, CYLINDER HEAD (RIGHT) **W/OUT SILICONE* BIG TWIN-84-99
10	L-3-517	16779-84A	pk-10	GASKET, CYLINDER HEAD (LEFT) **W/OUT SILICONE** BIG TWIN-84-'99
11	L-3-530	17355-84	pk-5	GASKET, ROCKER COVER (LOWER) **CORK** BIG TWIN 1984-1991
	47-1025	17355-84A	pk-5	GASKET, ROCKER COVER (LOWER) **RUBBER** BIG TWIN 1984-1991
	* 47-1040	17355-92	pk-5	GASKET, ROCKER COVER (LOWER) **RUBBER** BIG TWIN 1992-1999
12	L-3-532	17356-84	pk-5	GASKET, ROCKER COVER (UPPER) **CORK** BIG TWIN 1984-1999
	47-1030	17356-84A	pk-5	GASKET, ROCKER COVER (UPPER) **RUBBER** BIG TWIN 1984-1999
13	L-3-535	17358-84	pk-10	GASKET, ROCKER COVER (INNER) **CORK** BIG TWIN 1984-1999
	47-1035	17358-84A	pk-10	GASKET, ROCKER COVER (INNER) **RUBBER** BIG TWIN 1984-1999
14	M-4-4574	17360-83	each	ROCKER ARM, REAR EXHAUST-FRONT INTAKE, BIG TWIN 1984-PRES.
15	M-4-4576	17375-83	each	ROCKER ARM, FRONT EXHAUST-REAR INTAKE, BIG TWIN 1984-PRES.
16	A-17428-57	17428-57	pk-4	BUSHINGS, ROCKER ARMS **660 BRONZE** BIG TWIN 1966-PRESENT
	A-17428-57A	17428-57	pk-4	BUSHINGS, ROCKER ARMS **OEM STYLE** BIG TWIN 1966-PRESENT
17	M-4-4528	17510-84	set-2	ROCKER ARM COVERS, W/GASKETS **CHROME** BIG TWIN 1984-1991
		17528-84A		SETS INCLUDE: #-9, 10, 11, 12, 13, 17
		17530-84B		
	M-4-4529	17528-92	set-2	ROCKER ARM COVERS W/GASKETS **CHROME** BIG TWIN 1992-1999
		17529-92		SETS INCLUDE: #-9, 10, 11, 12, 13, 17
		17530-92		
18	M-4-4531	17611-83	each	ROCKER ARM SHAFTS, BIG TWIN 1984-PRESENT
	M-4-4532	17611-83	each	ROCKER ARM SHAFTS, **0.005 O/S** BIG TWIN 1984-PRESENT
20	A-17947-36	17947-36	pk-10	SPRINGS, PUSHROD COVER, BIG TWIN 1936-PRESENT
21	* 19-0230	18523-86B	each	TAPPETS **STD** (WITH HYDRAULIC UNIT) BIG TWIN 1984-1999
	A-18523-86	18523-86	each	TAPPETS **STD** (SOLID STYLE) BIG TWIN 1984-1999 **EASTERNS**
	A-18523-88		each	TAPPETS **0.005** (SOLID STYLE) BIG TWIN 1984-1999 **EASTERNS**
	A-18523-91		each	TAPPETS **0.010** (SOLID STYLE) BIG TWIN 1984-1999 **EASTERNS**
22	A-18534-83		set-4	TAPPET ROLLERS, BIG TWIN 1984-1999
	A-18534-87	18545-29	pk-10	TAPPET ROLLER PINS, BIG TWIN 1930-1999
23	A-18609-CHR	18540-83	pair	TAPPET GUIDES **CHROME** BIG TWIN 1984-1999
		18542-83		
24	L-3-951	18633-48B	pk-10	GASKETS, TAPPET GUIDES (REAR) BIG TWIN 1948-1999
	L-3-950	18634-48B	pk-10	GASKETS, TAPPET GUIDES (FRONT) BIG TWIN 1948-1999
25	A-26856-89	26856-89	pk-10	UMBRELLA VALVE, ROCKER COVER, BIG TWIN 1993-1999
26	A-63858-49	63858-49	pk-10	WASHER, ROCKER COVERS **FIBER** BIG TWIN 1985-1999
ROCKER COVER GASKET SETS				
	L-3-336	17038-90	set	GASKET SET, TOP ROCKER COVERS **RUBBER** BIG TWIN 1984-1991
	L-3-337	17042-92	set	GASKET SET, TOP ROCKER COVERS **RUBBER** BIG TWIN 1992-1999

****EASTERN MOTORCYCLE PARTS****

****ROCKER COVER****

****1450/1550 C/C****

****BIG TWIN 2000-PRESENT****



****CONTINUED ON NEXT PAGE****

5120 HILDA ROAD* BLACKVILLE, S.C. 29817* 803-284-3304

Pg 87


****EASTERN MOTORCYCLE PARTS****

****ROCKER COVER****

****1450/1550 C/C****

****BIG TWIN 2000-PRESENT**

<u>DIAGRAM NUMBER</u>	<u>EASTERN NUMBER</u>	<u>REPLACES OEM</u>	<u>DESCRIPTION</u>
1	A-6016	6016	pk-25 WASHER **11/32 X 11/16 X 1/16 THICK** (ZINC PLATED)
2	A-6762B	6762B	pk-10 WASHER, PUSH ROD TUBES, BIG TWIN 1936-PRESENT
3	A-11132	11132	pk-10 O-RING, PUSHROD COVER (MIDDLE) BIG TWIN 1979-PRESENT
4	A-11145	11145	pk-10 O-RING, TAPPET GUIDES, BIG TWIN 1984-PRESENT
5	A-11270	11270	pk-10 O-RING, ROCKER ARM SUPPORT, BIG TWIN 1999-PRESENT
6	A-11293	11293	pk-10 O-RING, UPPER PUSH ROD COVER, BIG TWIN 1999-PRESENT
7			
8			
9	M-4-4574	17360-83A	each ROCKER ARM, **REAR EXHAUST-FRONT INT.** BIG TWIN 1984-PRES.
10	M-4-4576	17375-83A	each ROCKER ARM, **FRONT EXHAUST-REAR INT.** BIG TWIN 1984-PRES.
11	47-1005	17386-99	pk-10 GASKET, ROCKER COVER **TOP** BIG TWIN 1999-PRES.
12	A-17428-57A	17428-57A	pk-4 BUSHINGS, ROCKER ARMS **SPLIT OEM STYLE** BIG TWIN 1966-PRES
	A-17428-57		pk-4 BUSHINGS, ROCKER ARMS **SOLID BRONZE** BIG TWIN 1966-PRES.
13	47-0239	17591-99	pk-10 GASKET, BREATHER COVER, BIG TWIN 1999-PRESENT
14	47-0243	17592-99	pk-10 GASKET, BREATHER BAFFLE, BIG TWIN 1999-2006
15	M-4-4531	17611-83	each SHAFT, ROCKER ARMS, BIG TWIN 1984-PRESENT
	M-4-4532		each SHAFT, ROCKER ARMS, **.005 O/S** BIG TWIN 1984-PRESENT
16	A-17947-36	17947-36	pk-10 SPRING, PUSH ROD COVER, BIG TWIN 1936-PRESENT
17	A-18535-99	18535-99	pk-10 PIN, ANTI-ROTATION, BIG TWIN 2000-PRESENT
17A	*	19-0250	each TAPPETS **STD** (WITH HYDRAULIC UNIT) BIG TWIN 1999-PRESENT
18	47-0281	18635-99	pk-10 GASKET, LIFTER COVER, BIG TWIN 1999-PRESENT
19	A-26858-99	26858-99	pk-10 UMBRELLA VALVE, BAFFLE BREATHER, BIG TWIN 1999-2010
20	A-63815-99	63815-99	pk-10 FILTER ELEMENT, BREATHER BAFFLE, BIG TWIN 1999-PRESENT

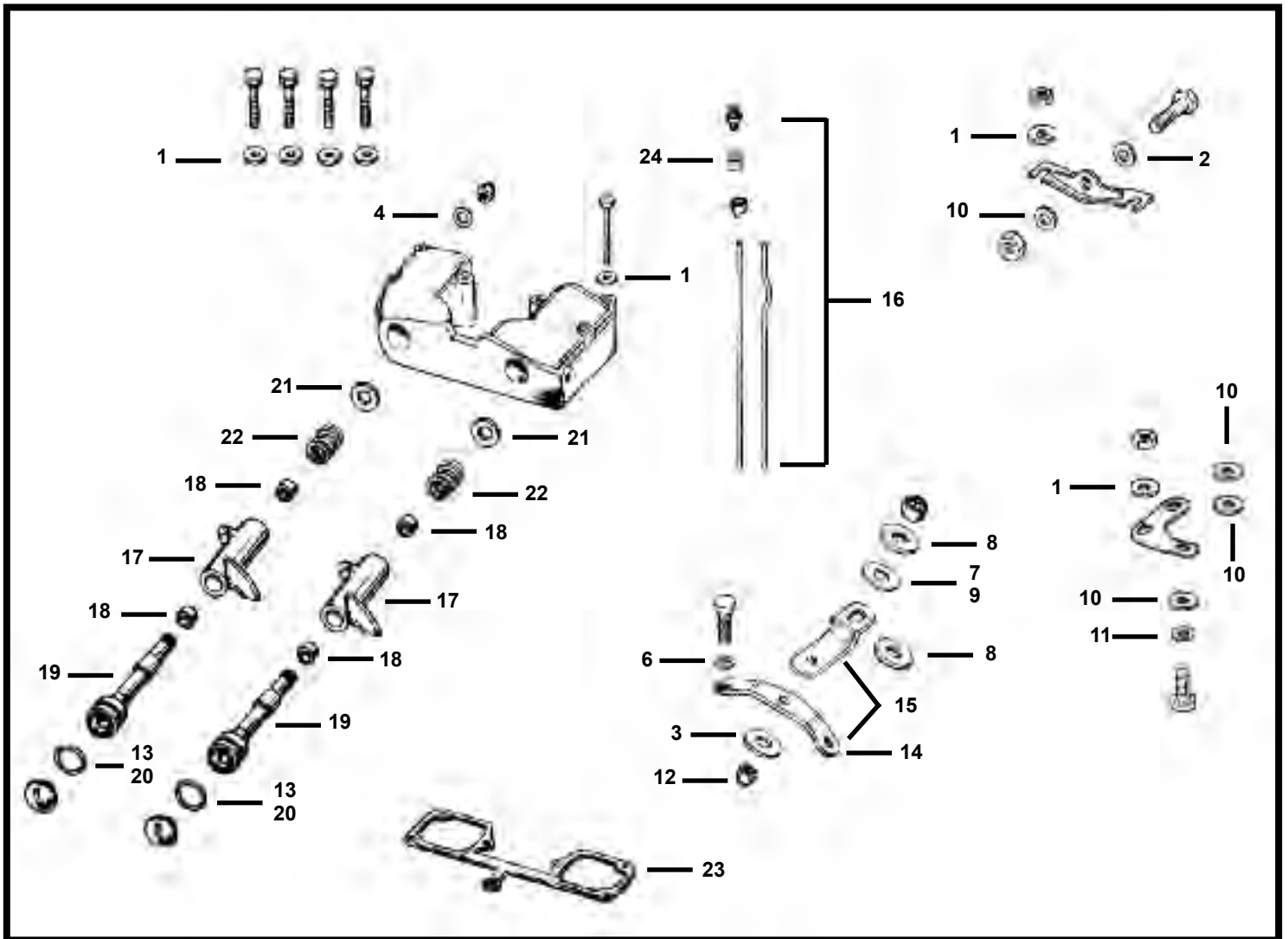


****EASTERN MOTORCYCLE PARTS****

****ROCKER COVER****

****900 C/C AND 1000 C/C****

****SPORTSTER 1954-1985****



<u>DIAGRAM NUMBER</u>	<u>EASTERN NUMBER</u>	<u>REPLACES OEM</u>	<u>DESCRIPTION</u>
1	A-6002 A-6016 A-6316HW A-6324W	6002 6016 6316HW 6324W	pk-25 WASHERS **5/16 X 5/8 X 1/16 THICK** (BLACK PHOSPHATE) pk-25 WASHERS **1/2 X 1-3/16 X 1/16 THICK** (ZINC PLATED) pk-25 WASHERS **5/16 X 5/8 X 1/16 THICK** (ZINC PLATED) pk-25 WASHERS **5/16 X 11/16 X 3/32 THICK** (ZINC PLATED)
2	A-6333	6333	pk-25 WASHERS **5/16 X 7/8 X 5/64 THICK** (ZINC PLATED)
3	A-6417W	6417W	pk-25 WASHERS **3/8 X 1-1/8 X 1/8 THICK** (ZINC PLATED)
4	A-6466W	6466W	pk-25 WASHERS **7/16 X 3/4 X 1/64 THICK** (ZINC PLATED)
5	A-6469HW	6469HW	pk-25 WASHERS **7/16 X 3/4 X 1/8 THICK** (ZINC PLATED)
6	A-6495HW	6495HW	pk-25 WASHERS **7/16 X 15/16 X 1/8 THICK** (ZINC PLATED)
7	A-6521W	6521W	pk-25 WASHERS **7/16 X 1-1/8 X 3/32 THICK** (ZINC PLATED)
8	A-6522HB	6522HB	pk-25 WASHERS **7/16 X 1-1/8 X 5/32 THICK** (ZINC PLATED)

****CONTINUED ON NEXT PAGE****


****EASTERN MOTORCYCLE PARTS****

****ROCKER COVER****

****900 C/C AND 1000 C/C****

****SPORTSTER 1954-1985****

<u>DIAGRAM NUMBER</u>	<u>EASTERN NUMBER</u>	<u>REPLACES OEM</u>	<u>DESCRIPTION</u>
9	A-6524W	6524W	pk-25 WASHERS **7/16 X 1-1/8 X 1/32 THICK** (ZINC PLATED)
10	A-6702	6702	pk-25 WASHERS **5/16 X 11/16 X 1/16 THICK** (ZINC PLATED)
11	36-0214	7041	pk-100 LOCK WASHERS, **REGULAR 5/16** (ZINC PLATED)
12	35-0532	7775	pk-10 NYLOCK NUT, **3/8-24, 9/16 HEX** CADMIUM
13	A-11101	11101	pk-10 O-RINGS, ROCKER ARM SHAFT, SPORTSTER 1957-1985
	A-11101X	11101X	pk-10 O-RINGS, ROCKER ARM SHAFT **OVERSIZE** SPORT. 1957-1985
14	K-2-869	16250-57	each MOUNTING BRACKET **CHROME** SPORTSTER 1957-1985
15	K-2-864	16250-57 16251-58	set-2 TOP MOTOR MOUNT **CHROME** SPORTSTER 1957-1976
16	O-6-016	17324-57B	kit OIL LINES, ROCKER BOX TO CASE **CHROME** SPORT. 1957-1969 HAS (1) STRAIGHT PIPE & (1) BENT PIPE AS PICTURED
	O-6-018	17324-57B	kit OIL LINES, ROCKER BOX TO CASE **CHROME** SPORT. 1957-1985 HAS (2) STRAIGHT PIPES
	O-6-009	17324-57B	set-2 OIL LINES TO ROCKER COVER **BRAIDED** (NOT SHOWN) SPORTSTER 1957-1985
17	M-4-4590	17394-57A	each ROCKER ARMS **FRONT EXHAUST** SPORTSTER 1957-1985
	M-4-4591	17395-57A	each ROCKER ARMS **REAR EXHAUST** SPORTSTER 1957-1985
	M-4-4592	17396-57A	each ROCKER ARMS **FRONT INTAKE** SPORTSTER 1957-1985
	M-4-4593	17397-57A	each ROCKER ARMS **REAR INTAKE** SPORTSTER 1957-1985
18	A-17428-57	17428-57	pk-4 BUSHINGS, ROCKER ARMS **SOLID BRONZE** SPORTSTER 1957-P.
	A-17428-57A	17428-57	pk-4 BUSHINGS, ROCKER ARMS **SPLIT STYLE** SPORTSTER 1957-P.
19	M-4-4534	17435-57B	each SHAFT, ROCKER ARM, SPORTSTER 1957-1985 **U.S.A.**
20	A-17450-73	17450-73	pk-10 WASHER, ROCKER ARM SHAFTS, SPORTSTER 1973-1981
21	A-17451-57	17451-57	pk-10 SPACER, ROCKER ARM SHAFTS, SPORTSTER 1957-1985
22	A-17483-57	17483-57	pk-10 SPRINGS, ROCKER ARM SHAFTS, SPORTSTER 1957-1985
23	L-3-941	17536-70	pk-10 GASKETS, ROCKER ARM COVER, SPORTSTER 1957-1985
24	L-3-942	63529-57	pk-10 RUBBER SLEEVE, OIL LINES, SPORTSTER 1957-1985

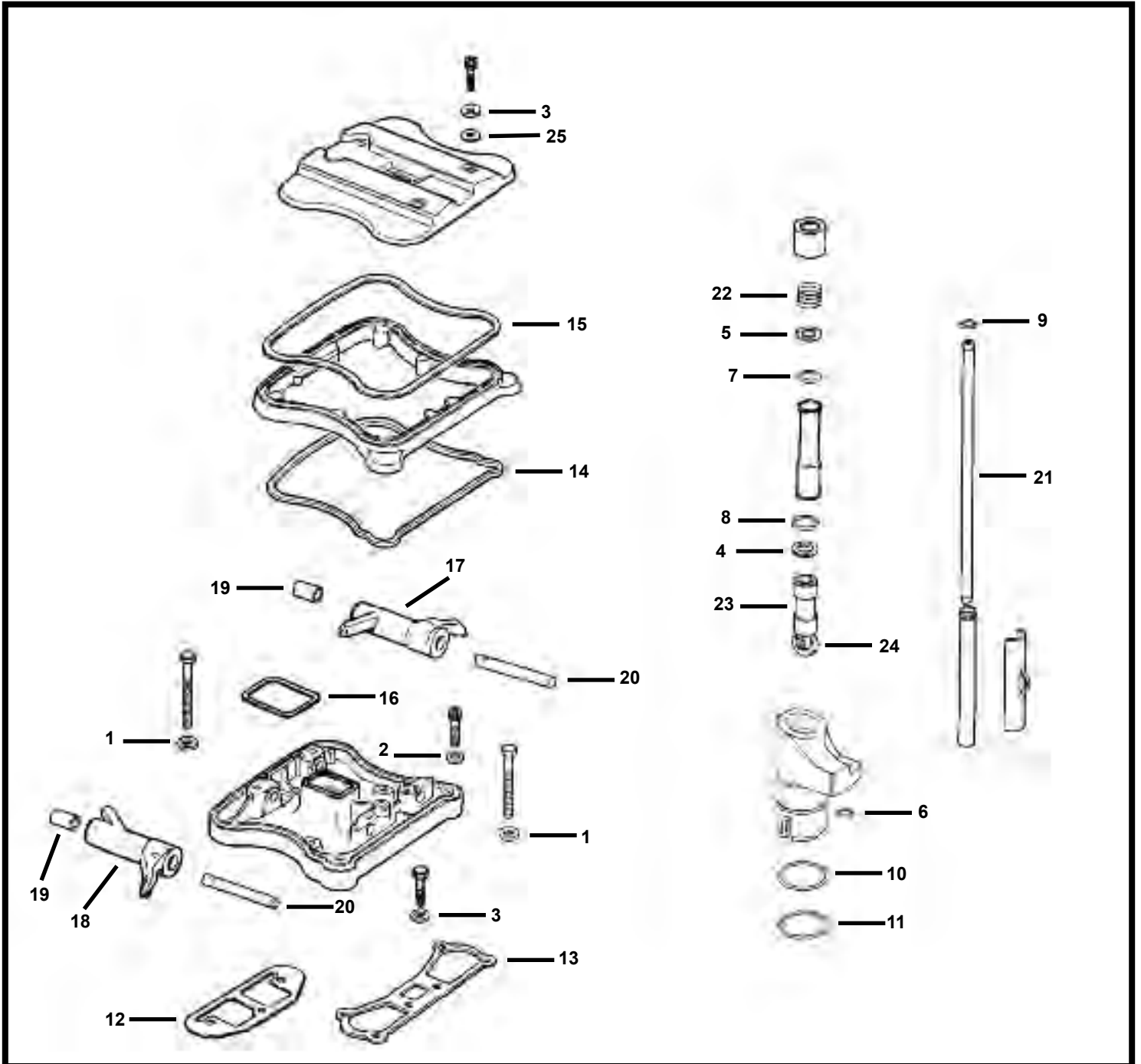


****EASTERN MOTORCYCLE PARTS****

****ROCKER COVER****

****EVOLUTION****

****SPORTSTER 1986-1990****



****CONTINUED ON NEXT PAGE****

5120 HILDA ROAD* BLACKVILLE, S.C. 29817* 803-284-3304

Pg 91

****EASTERN MOTORCYCLE PARTS****

****ROCKER COVER****

****EVOLUTION****

****SPORTSTER 1986-1990****

DIAGRAM NUMBER	EASTERN NUMBER	REPLACES OEM	DESCRIPTION
1	A-6016	6016	pk-25 WASHER **11/32 X 11/16 X 1/16" THICK** (ZINC PLATED)
2	A-6099	6099	pk-25 WASHER **1/4 X 7/16 X 1/16" THICK** (ZINC PLATED)
3	A-6736	6736	pk-25 WASHER **9/32 X 5/8 X 1/16" THICK** (ZINC PLATED)
4	A-6737	6737	pk-25 WASHER **57/64 X 1-3/64 X 1/32" THICK** (ZINC PLATED)
5	A-6762B	6762B	pk-10 WASHER, INNER PUSHROD TUBES, SPORTSTER 1986-1990
6	A-11110	11110	pk-10 O-RINGS, TAPPET GUIDES **883 & 1100 C/C** SPORTSTER 1986-1990
7	A-11132	11132	pk-10 O-RINGS, PUSHROD COVER (MIDDLE) SPORTSTER 1986-1990
8	A-11145	11145	pk-10 O-RINGS, TAPPET GUIDES, SPORTSTER 1986-1990
9	A-11157	11157	pk-10 O-RINGS, PUSHROD COVER (UPPER) SPORTSTER 1986-2006
10	A-11167	11167	pk-10 O-RINGS, TAPPET GUIDES (UPPER) SPORTSTER 1986-1990
11	A-11168	11168	pk-10 O-RINGS, TAPPET GUIDES (LOWER) SPORTSTER 1986-1990
12	L-3-515	16778-84A	pk-10 GASKET, CYLINDER HEAD (RIGHT) **W/OUT SILICONE** SP. 1986-02
13	L-3-517	16779-84A	pk-10 GASKET, CYLINDER HEAD (LEFT) **W/OUT SILICONE** SPORT. 1986-02
14	L-3-525	17353-86	pk-5 GASKET, ROCKER COVER (LOWER) **CORK** SPORTSTER 1986-1990
15	L-3-527	17354-86	pk-5 GASKET, ROCKER COVER (UPPER) **CORK** SPORTSTER 1986-1990
16	L-3-535	17358-84	pk-10 GASKET, ROCKER COVER (INNER) **CORK** SPORTSTER 1986-2006
	47-1035	17358-84A	pk-10 GASKET, ROCKER COVER (INNER) **RUBBER** SPORTSTER 1986-1990
17	M-4-4574	17360-83	each ROCKER ARM, REAR EXHAUST-FRONT INTAKE, SPORTSTER 1986-P.
18	M-4-4576	17375-83	each ROCKER ARM, FRONT EXHAUST-REAR INTAKE, SPORTSTER 1986-P.
19	A-17428-57	17428-57	pk-4 BUSHINGS, ROCKER ARMS **660 BRONZE** SPORTSTER 1957-PRES.
	A-17428-57A	17428-57	pk-4 BUSHINGS, ROCKER ARMS **OEM STYLE** SPORTSTER 1957-PRES.
20	M-4-4531	17611-83	each ROCKER ARM SHAFTS, SPORTSTER 1986-PRESENT
	M-4-4532	17611-83	each ROCKER ARM SHAFTS, **005 O/S** SPORTSTER 1986-PRESENT
21	75-0320	17896-86	set-4 PUSHRODS **4130 CHROME MOLY** SPORTSTER 1986-1990 **CRANE**
		17897-86	
		17904-86	
		17918-87	
22	A-17947-36	17947-36	pk-10 SPRINGS, PUSHROD COVER, SPORTSTER 1986-1990
23	* 19-0230	18523-86B	each TAPPETS **STD** (WITH HYDRAULIC UNIT) BIG TWIN 1984-1999
	A-18523-86	18523-86	each TAPPETS **STD** (SOLID STYLE) SPORTSTER 1986-1990 **EASTERNS**
	A-18523-88		each TAPPETS **005** (SOLID STYLE) SPORTSTER 1986-1990 **EASTERNS**
	A-18523-91		each TAPPETS **010** (SOLID STYLE) SPORTSTER 1986-1990 **EASTERNS**
24	A-18534-83		set-4 TAPPET ROLLERS, SPORTSTER 1986-1990
	A-18534-87	18545-29	pk-10 TAPPET ROLLER PINS, SPORTSTER 1986-1990
25	A-63858-49	63858-49	pk-10 WASHER, ROCKER COVERS **FIBER** SPORTSTER 1971-PRESENT

****ROCKER COVER GASKET SETS****

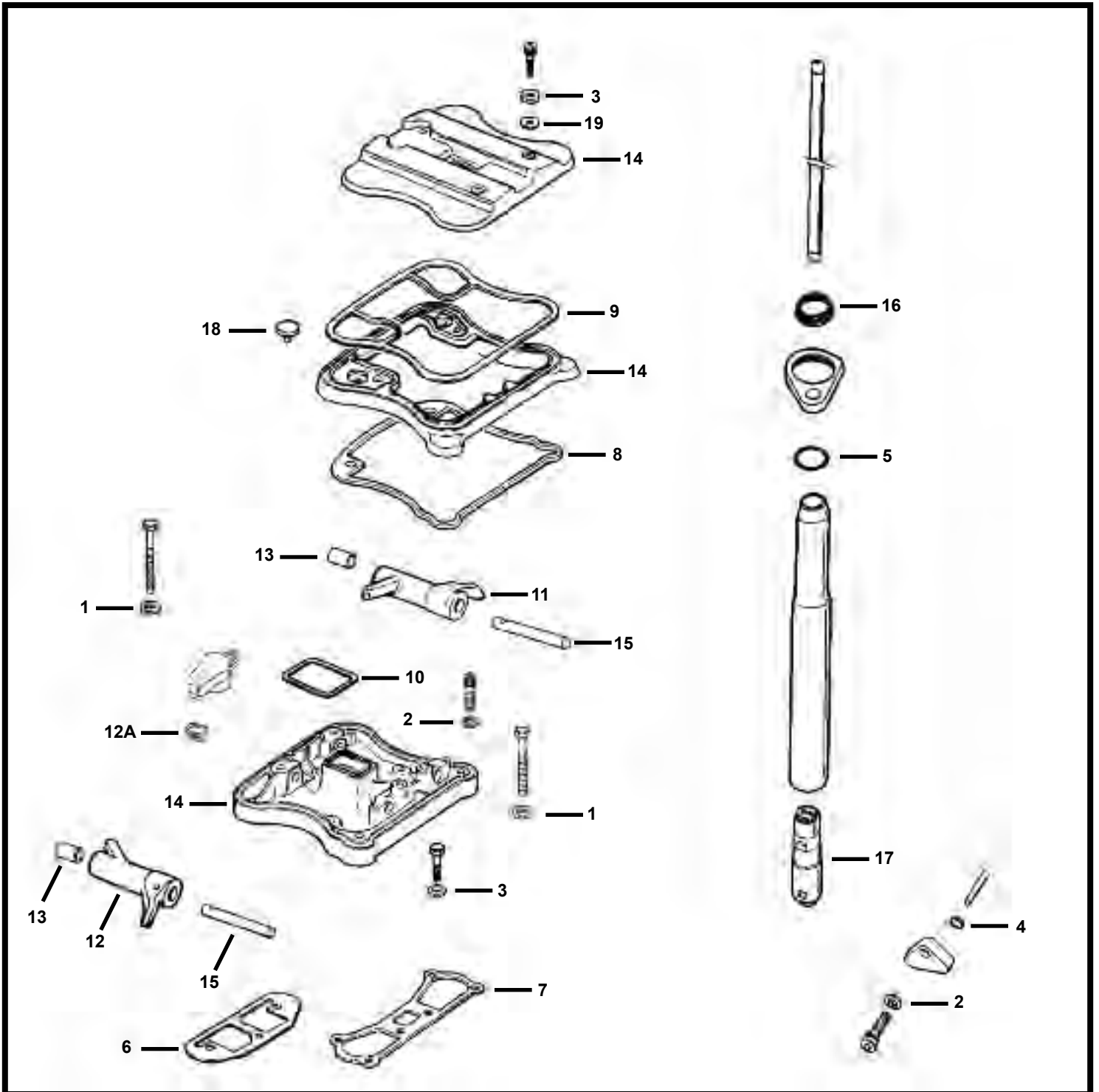
L-3-338 17039-90 set GASKET SET, TOP ROCKER COVERS ****RUBBER**** SPORTSTER 1986-'90

****EASTERN MOTORCYCLE PARTS****

****ROCKER COVER****

****EVOLUTION****

****SPORTSTER 1991-PRESENT****



****CONTINUED ON NEXT PAGE****

5120 HILDA ROAD* BLACKVILLE, S.C. 29817* 803-284-3304

Pg 93

EASTERN MOTORCYCLE PARTS

ROCKER COVER


EVOLUTION

SPORTSTER 1991-PRESENT

<u>DIAGRAM NUMBER</u>	<u>EASTERN NUMBER</u>	<u>REPLACES OEM</u>	<u>DESCRIPTION</u>
1	A-6016	6016	pk-25 WASHER **11/32 X 11/16 X 1/16" THICK** (ZINC PLATED)
2	A-6099	6099	pk-25 WASHER **1/4 X 7/16 X 1/16" THICK** (ZINC PLATED)
3	A-6736	6736	pk-25 WASHER **9/32 X 5/8 X 1/16" THICK** (ZINC PLATED)
4	A-11176	11176	pk-10 O-RING, TAPPET COVER, SPORTSTER 1991-PRESENT
5	A-11190	11190	pk-10 O-RING, PUSHROD COVER (UPPER) SPORTSTER 1991-PRESENT
6	L-3-515	16778-84A	pk-10 GASKET, CYLINDER HEAD (RIGHT) **W/OUT SILICONE** SP. 1986-2002
7	L-3-517	16779-84A	pk-10 GASKET, CYLINDER HEAD (LEFT) **W/OUT SILICONE** SPORT. 1986-02
8	47-1015	17353-89	pk-5 GASKET, ROCKER COVER (LOWER) **RUBBER** SPORTSTER 1986-P.
9	47-1020	17354-89	pk-5 GASKET, ROCKER COVER (UPPER) **RUBBER** SPORTSTER 1986-P.
10	L-3-535	17358-84	pk-10 GASKET, ROCKER COVER (INNER) **CORK** SPORTSTER 1986-2006
	47-1035	17358-84A	pk-10 GASKET, ROCKER COVER (INNER) **RUBBER** SPORTSTER 1986-P.
11	M-4-4574	17360-83	each ROCKER ARM, REAR EXHAUST-FRONT INTAKE, SPORTSTER 1986-P.
12	M-4-4576	17375-83	each ROCKER ARM, FRONT EXHAUST-REAR INTAKE, SPORTSTER 1986-P.
12A	* 44-0500	17393-07	pk-10 SEALS, ROCKER BREATHER, (RUBBER) SPORTSTER 2007-PRESENT
13	A-17428-57	17428-57	pk-4 BUSHINGS, ROCKER ARMS **660 BRONZE** SPORTSTER 1957-PRES.
	A-17428-57A	17428-57	pk-4 BUSHINGS, ROCKER ARMS **OEM STYLE** SPORTSTER 1957-PRES.
14	M-4-4530	17501-86B	set-2 ROCKER COVERS, WITH GASKETS **CHROME** SPORTSTER 1991-P.
		17532-86B	
		17933-90A	SETS INCLUDE: #-6, 7, 8, 9, 10, 14
15	M-4-4531	17611-83	each ROCKER ARM SHAFTS, SPORTSTER 1986-PRESENT
	M-4-4532	17611-83	each ROCKER ARM SHAFTS, **.005 O/S** SPORTSTER 1986-PRESENT
16	A-17944-89	17944-89	pk-10 O-RING/SEAL, PUSHROD COVER (LOWER) SPORTSTER 1991-PRESENT
17	* 19-0240	18526-89A	each TAPPETS **STD** (WITH HYDRAULIC UNIT) SPORTSTER 1991-1998
	* 19-0250	18538-99C	each TAPPETS **STD** (WITH HYDRAULIC UNIT) SPORTSTER 2000-PRES.
18	A-26856-89	26856-89	pk-10 UMBRELLA VALVE, ROCKER COVER, SPORTSTER 1991-PRESENT
19	A-63858-49	63858-49	pk-10 WASHER, ROCKER COVERS **FIBER** SPORTSTER 1971-PRESENT

ROCKER COVER GASKET SETS

L-3-339 17036-91 set GASKET SET, TOP ROCKER COVERS **RUBBER** SPORTSTER 1991-P.

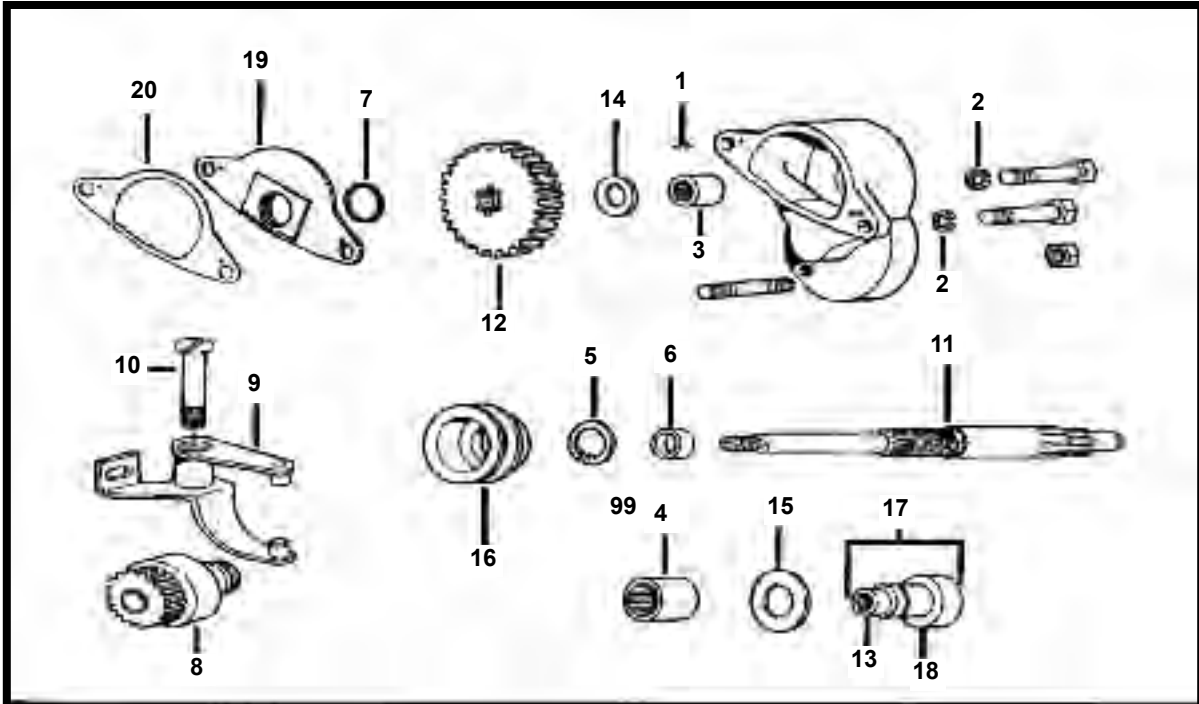


EASTERN MOTORCYCLE PARTS

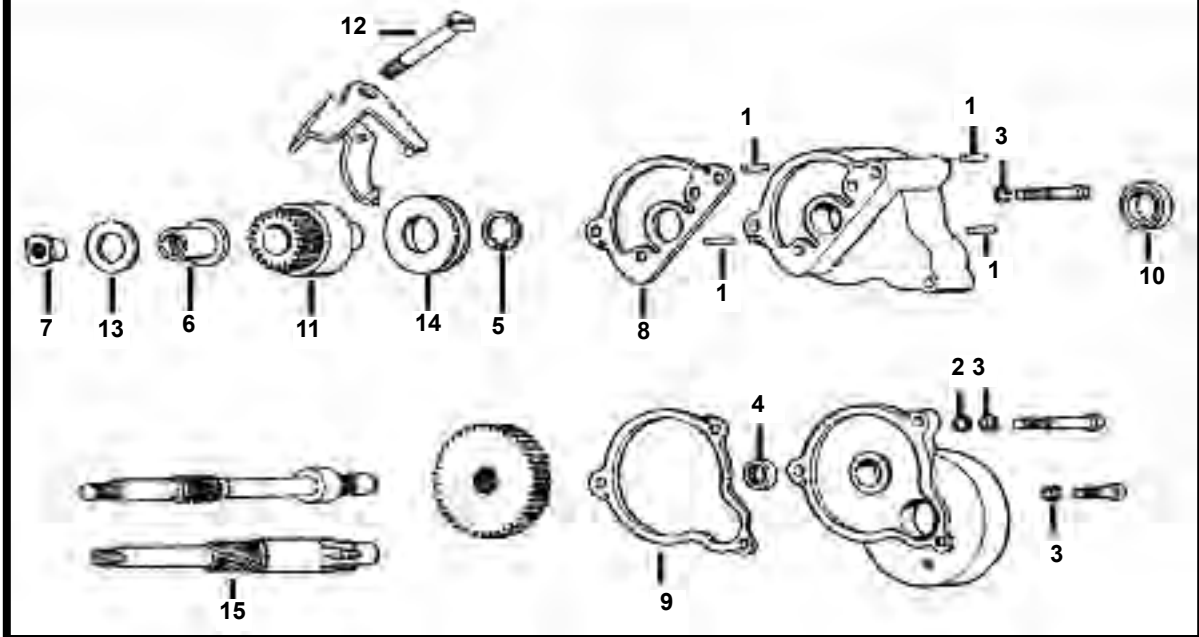
STARTER SHAFT

4-SPEED

BIG TWIN 1965-1988



BIG TWIN 1982-1988



CONTINUED ON NEXT PAGE

****EASTERN MOTORCYCLE PARTS****

****STARTER SHAFT****

****4-SPEED****

****BIG TWIN 1965-1988****

****BIG TWIN 1965-1982****

<u>DIAGRAM NUMBER</u>	<u>EASTERN NUMBER</u>	<u>REPLACES OEM</u>	<u>DESCRIPTION</u>
1	A-334A	334A	pk-25 ROLL PINS, 1/8 X 3/8" LONG
2	36-0198	7036	pk-100 LOCK WASHERS, REGULAR 1/4" **ZINC PLATED**
3	A-9062	9062	each BEARING,STARTER MOTOR HOUSING (TORRINGTON),B/T 1965-1988
4	A-9063	9063	each BEARING, OUTER CHAIN HOUSING (TORRINGTON), B/T 1965-1988
5	A-11039	11039	pk-10 RETAINING RING, STARTER COLLAR, BIG TWIN 1965-1988
6	A-11041	11041	pk-5 SPACER, STARTER SHAFT HOUSING, BIG TWIN 1965-1985
7	A-11101	11101	pk-10 O-RING, ROCKER ARM SHAFT END, BIG TWIN 1966-1984
	A-11101-X	11101	pk-10 O-RING, ROCKER ARM SHAFT END **OVERSIZE** BIG TWIN 1966-'84
8	A-31443-65A	31443-65A	each BENDIX DRIVE GEAR, (U.S.A.) **5-ROLLER** , BIG TWIN 1965-1988
	A-31443-65T	31443-65A	each BENDIX DRIVE GEAR, (IMPORTED) **5-ROLLER* BIG TWIN 1965-1988
9	A-31445-65	31445-65A	each SHIFTER LEVER, STARTER GEAR, BIG TWIN 1965-1982
10	A-31478-65A	31478-65A	pk-5 PIVOT BOLT, BENDIX LEVER, BIG TWIN 1965-1984
11	A-31482-65	31482-65	each STARTER JACK-SHAFT, BIG TWIN 1965-1969
	A-31482-70	31482-70	each STARTER JACK-SHAFT, BIG TWIN 1970-1984
12	A-31485-65	31485-65	each GEAR, STARTER SHAFT, BIG TWIN 1965-1984
13	A-31493-67	31493-67	each NUT, STARTER SHAFT, **LEFT-HAND THREAD** , BIG TWIN 1965-1988
14	A-31501-65	31501-65	pk-5 THRUST WASHER,STARTER SHAFT *BRONZE*,BIG TWIN 1965-1971
15	A-31502-65	31502-65	pk-5 THRUST WASHER,STARTER SHAFT *BRONZE*,BIG TWIN 1965-1988
16	A-31503-65	31503-65	each SHIFTER COLLAR, STARTER SHAFT, BIG TWIN 1965-1984
	A-31503-70	31503-70	each SHIFTER COLLAR, STARTER SHAFT, BIG TWIN 1970-1982
17	A-31530-65	31530-65	kit NUT & SPACER KIT,STARTER SHAFT / PRIMARY,BIG TWIN 1965-1982
			KIT INCLUDES: (1) 31493-67, (1) 31531-69
18	A-31531-69	31531-69	each SPACER, STARTER SHAFT TO PRIMARY, BIG TWIN 1965-1982
19	A-60516-65A	60516-65A	each OIL DEFLECTOR, STARTER HOUSING (MADE IN USA), B/T 1965-1982
20	L-3-914	60559-80	pk-10 GASKET, OIL DEFLECTOR PLATE(4-SPEED), BIG TWIN 1980-1982

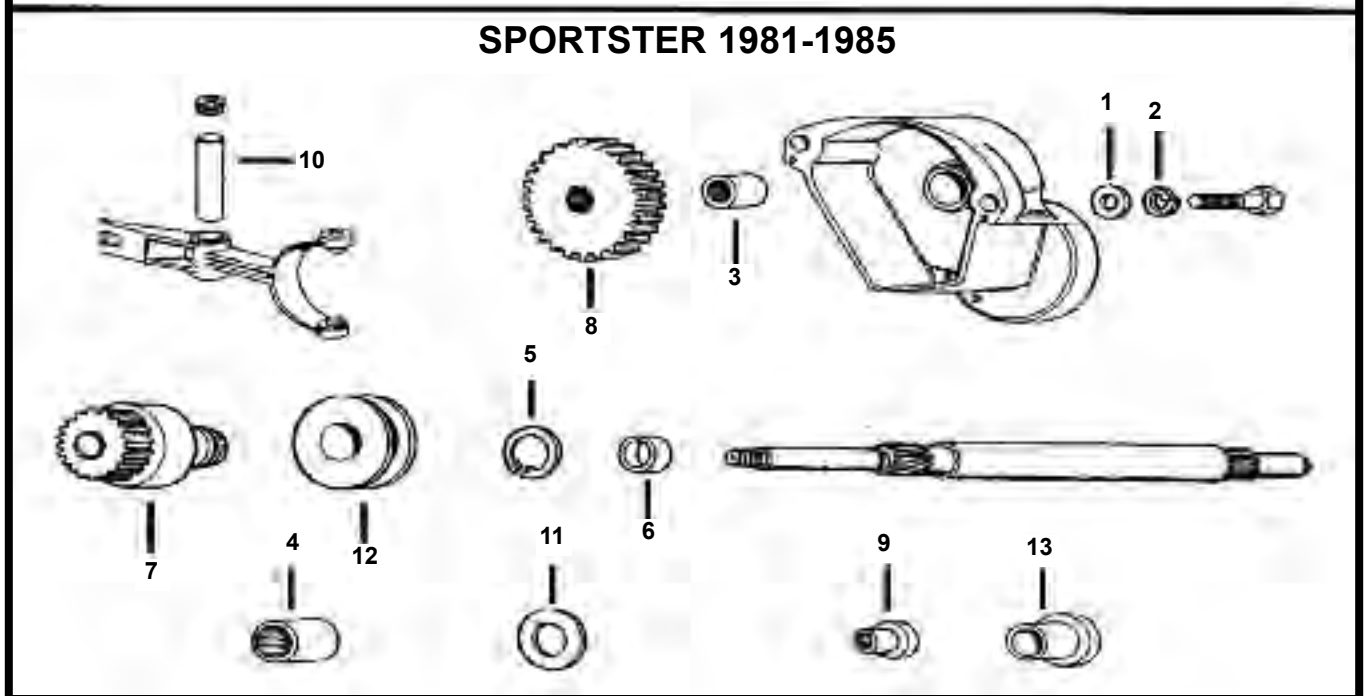
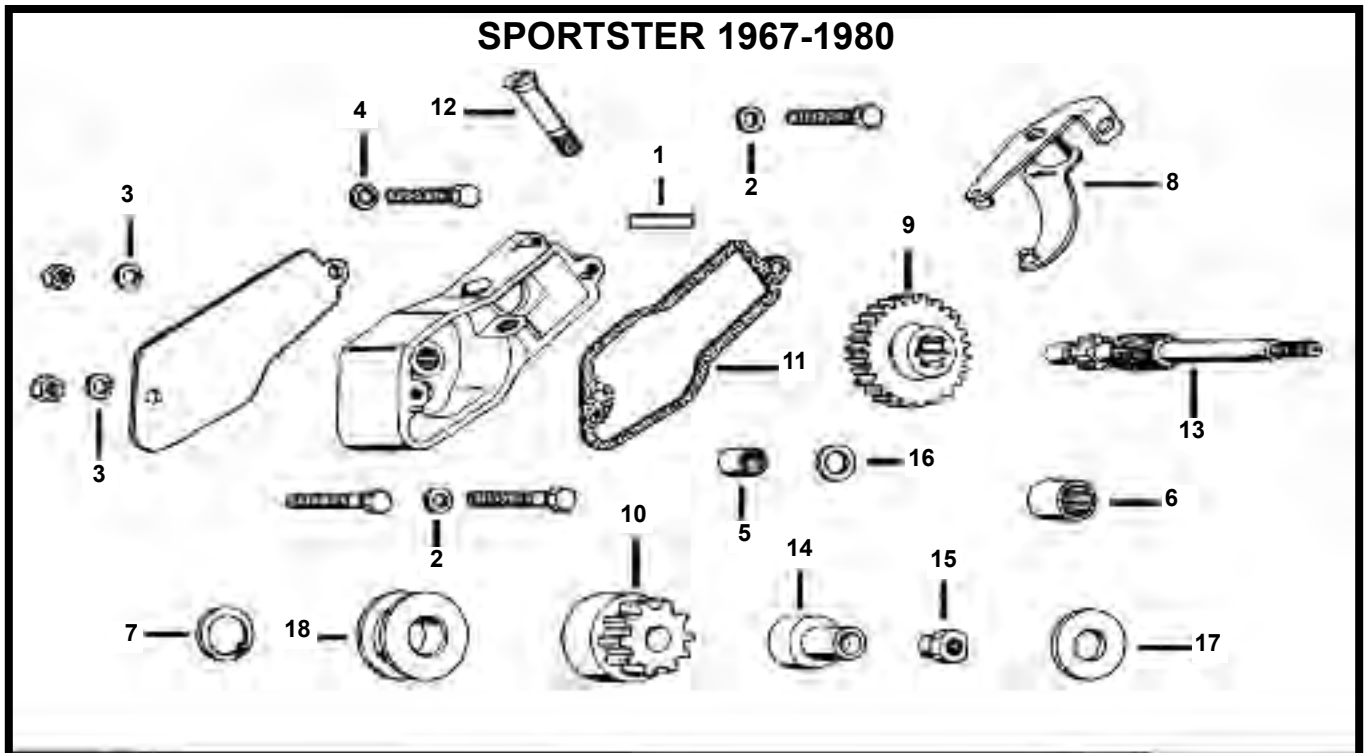
****BIG TWIN 1982-1988****

<u>DIAGRAM NUMBER</u>	<u>EASTERN NUMBER</u>	<u>REPLACES OEM</u>	<u>DESCRIPTION</u>
1	A-334A	334A	pk-25 ROLL PINS, 1/8 X 3/8" LONG
2	A-6703	6703	pk-25 WASHER, (STEEL) 1/4" X 5/8" X 1/16" THICK
3	36-0198	7036	pk-100 LOCK WASHERS, REGULAR 1/4" **ZINC PLATED**
4	A-9062	9062	each BEARING,STARTER MOTOR HOUSING (TORRINGTON),B/T 1965-1988
5	A-11039	11039	pk-10 RETAINING RING, STARTER COLLAR, BIG TWIN 1965-1988
6	A-31311-80	31311-80	each SPACER, STARTER SHAFT TO PRIMARY, BIG TWIN 1983-1988
7	A-31312-80	31312-80	each NUT, STARTER SHAFT TO PRIMARY, BIG TWIN 1987-1988
8	L-3-911	31320-80	pk-10 GASKET, STARTER SHAFT HOUSING(4-SPEED), BIG TWIN 1982-1984
9	L-3-912	31321-80	pk-10 GASKET, STARTER MOTOR HOUSING, BIG TWIN 1982-1984
10	A-31341-80	31341-80	pk-5 SEAL, STARTER SHAFT HOUSING, BIG TWIN 1982-1984
11	A-31443-65A	31443-65A	each BENDIX DRIVE GEAR, (U.S.A.) **5-ROLLER** , BIG TWIN 1965-1988
	A-31443-65T	31443-65A	each BENDIX DRIVE GEAR, (IMPORTED) **5-ROLLER* BIG TWIN 1965-1988
12	A-31478-65A	31478-65A	pk-5 PIVOT BOLT, BENDIX LEVER, BIG TWIN 1965-1984
13	A-31502-65	31502-65	pk-5 THRUST WASHER,STARTER SHAFT *BRONZE*,BIG TWIN 1965-1988
14	A-31503-65	31503-65	each SHIFTER COLLAR, STARTER SHAFT, BIG TWIN 1965-1984
15	A-33120-85	33120-85	each STARTER JACK-SHAFT, BIG TWIN 1985-1988

EASTERN MOTORCYCLE PARTS

STARTER SHAFT & HOUSING

SPORTSTER 1967-1985



CONTINUED ON NEXT PAGE

5120 HILDA ROAD BLACKVILLE, S.C. 29817* 803-284-3304*

Pg 97

****EASTERN MOTORCYCLE PARTS****

****STARTER SHAFT & HOUSING****

****SPORTSTER 1967-1985****

****SPORTSTER 1967-1980****

<u>DIAGRAM NUMBER</u>	<u>EASTERN NUMBER</u>	<u>REPLACES OEM</u>	<u>DESCRIPTION</u>
1	A-334A	334A	pk-25 ROLL PINS, 1/8" X 3/8" LONG
2	A-6316HW	6316HW	pk-25 WASHER, STEEL 5/16" X 5/8" X 1/16" THICK
3	36-0214	7041	pk-100 LOCK-WASHERS, REGULAR 5/16" **ZINC PLATED**
4	35-0228	7127	pk-100 LOCK-WASHERS, INTERNAL 5/16" **ZINC PLATED**
5	A-9062	9062	each BEARING,STARTER MOTOR HOUSING(TORRINGTON), SP. 1967-1985
6	A-9063	9063	each BEARING,OUTER CHAIN HOUSING(TORRINGTON),SP. 1967-1985
7	A-11039	11039	pk-10 RETAINING RING, STARTER COLLAR, SPORTSTER 1967-1985
8	A-31424-67	31424-67	each SHIFT LEVER, STARTER GEAR, SPORTSTER 1967-1980
9	A-31429-67	31429-67	each GEAR, STARTER SHAFT, SPORTSTER 1967-1980
10	A-31443-65A	31443-65A	each BENDIX DRIVE GEAR, **U.S.A.** (5-ROLLER),SPORTSTER 1967-1985
	A-31443-65T	31443-65A	each BENDIX DRIVE GEAR, **IMPORTED** (5-ROLLER), SP. 1967-1985
11	L-3-903	31461-70	pk-10 GASKETS,STARTER BLOCK OFF PLATE (CORK),SP. 1967-1980
	L-3-905	31471-67A	pk-10 GASKETS,STARTER MOTOR HOUSING (NOT CORK) SP. 1967-1980
12	A-31478-67	31478-67	pk-5 PIVOT BOLT, BENDIX LEVER, SPORTSTER 1967-1980
13	A-31483-67	31483-67	each STARTER JACK-SHAFT, SPORTSTER 1967-1980
14	A-31490-67	31490-67	each SPACER, STARTER SHAFT TO PRIMARY, SPORTSTER 1967-1980
15	A-31493-67	31493-67	each NUT, STARTER SHAFT *LEFT-HAND THREAD* SPORTSTER 1967-1985
16	A-31501-65	31501-65	pk-5 THRUST WASHER, STARTER SHAFT (BRONZE) SPORT. 1967-1980
17	A-31502-65	31502-65	pk-5 THRUST WASHER, STARTER SHAFT (BRONZE) SPORT. 1967-1985
18	A-31503-65	31503-65	each SHIFTER COLLAR, STARTER SHAFT, SPORTSTER 1967-1985

****SPORTSTER 1981-1985****

<u>DIAGRAM NUMBER</u>	<u>EASTERN NUMBER</u>	<u>REPLACES OEM</u>	<u>DESCRIPTION</u>
1	A-6016	6016	pk-25 WASHER, STEEL 11/32" X 11/16" X 1/16" THICK
2	36-0214	7041	pk-100 LOCK-WASHERS, REGULAR 5/16" **ZINC PLATED**
3	A-9062	9062	each BEARING,STARTER MOTOR HOUSING *TORRINGTON*, SP. 1967-1985
4	A-9063	9063	each BEARING,STARTER MOTOR HOUSING *TORRINGTON*, SP. 1967-1985
5	A-11039	11039	pk-10 RETAINING RING, STARTER COLLAR, SPORTSTER 1967-1985
6	A-11041	11041	pk-5 SPACER, STARTER SHAFT HOUSING, SPORTSTER 1982-1985
7	A-31443-65A	31443-65A	each BENDIX DRIVE GEAR, **U.S.A.** (5-ROLLER),SPORTSTER 1967-1985
	A-31443-65T	31443-65A	each BENDIX DRIVE GEAR, **IMPORTED** (5-ROLLER), SPORT. 1967-1985
8	A-31485-65	31485-65	each GEAR, STARTER SHAFT, SPORTSTER 1982-1985
9	A-31493-67	31493-67	each NUT,STARTER SHAFT **LEFT-HAND THREAD** SPORTSTER 1967-1985
10	A-31495-79	31495-79	pk-5 PIVOT PIN, SHIFT LEVER (FORK) *STARTER* SPORTSTER 1982-1985
11	A-31502-65	31502-65	pk-5 THRUST WASHER,STARTER SHAFT (BRONZE),SP. 1967-1985
12	A-31503-65	31503-65	each SHIFTER COLLAR, STARTER SHAFT, SPORTSTER 1967-1985
13	A-33121-79	33121-79	each SPACER, STARTER SHAFT TO PRIMARY, SPORTSTER 1982-1985

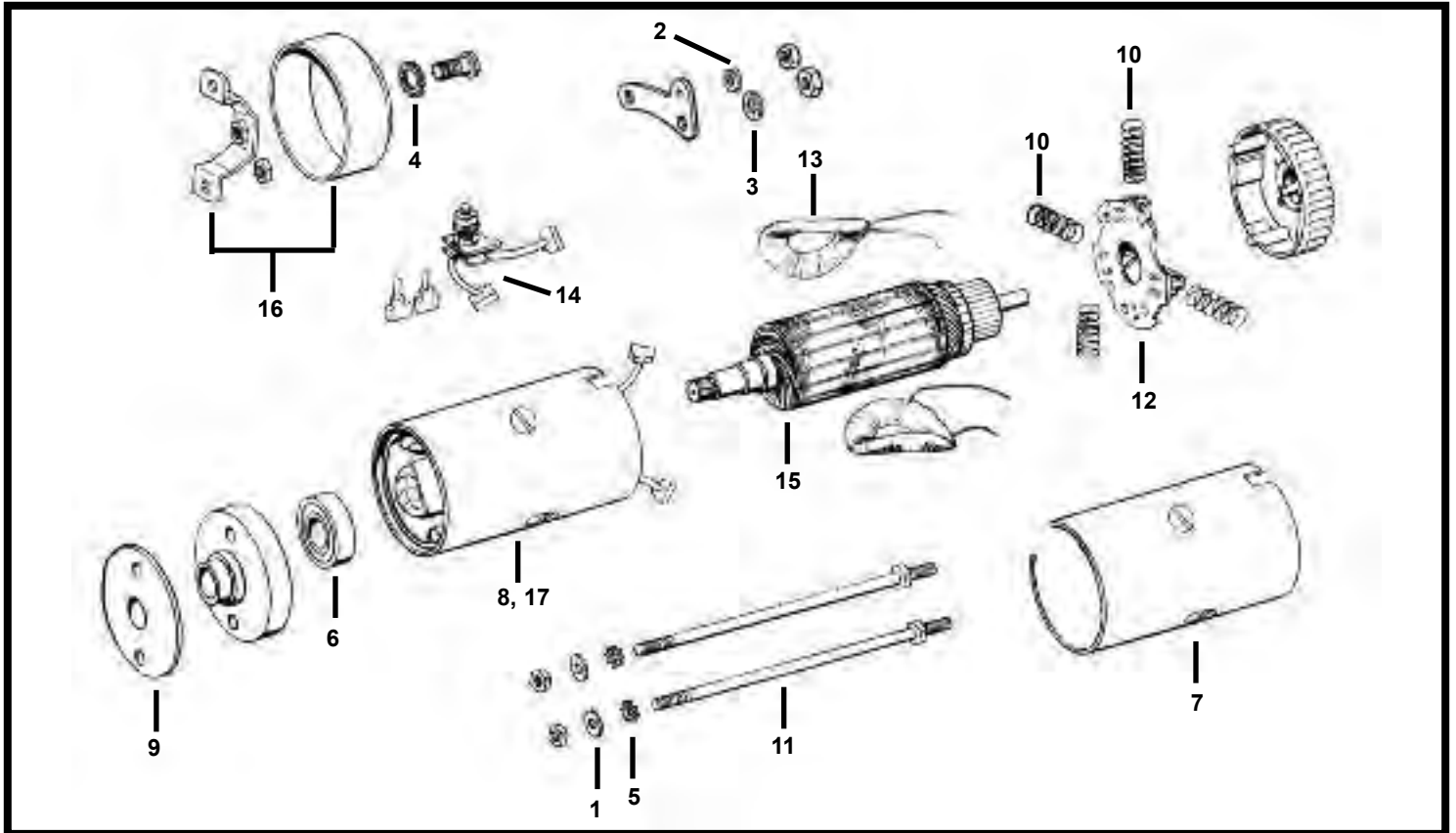
EASTERN MOTORCYCLE PARTS

STARTER MOTOR

HITACHI AND PRESTOLITE

BIG TWIN 1966-1982

SPORTSTER 1967-1980



<u>DIAGRAM NUMBER</u>	<u>EASTERN NUMBER</u>	<u>REPLACES OEM</u>	<u>DESCRIPTION</u>
1	A-6253W A-6703	6253 6703	pk-25 WASHER, **1/4 X 3/4 X 3/64" THICK** (ZINC PLATED) pk-25 WASHER, **1/4 X 5/8 X 1/16" THICK** (ZINC PLATED)
2	36-0198	7036	pk-100 LOCK WASHER, **REGULAR 1/4"*** (ZINC PLATED)
3	35-0228	7127	pk-100 LOCK WASHER, **5/16" INTERNAL*** (ZINC PLATED)
4	35-0276	7220	pk-100 LOCK WASHER, **#10 EXTERNAL** (ZINC PLATED)
5	35-0284	7230	pk-100 LOCK WASHER, **1/4" EXTERNAL*** (ZINC PLATED)
6	A-9073	9073	each BEARING, STARTER MOTOR, BIG TWIN 1966-1982, SPORT. 1967-1980
7	K-2-766	31350-83T	each COVER, PRESTOLITE **CHROME** BIG TWIN 1966-1982, SP. 1967-1980
	K-2-768	31351-83T	each COVER, HITACHI **CHROME** SPORTSTER 1974-1976
8	A-31458-66A	31458-66A	each STARTER MOTOR, PRESTOLITE **BLACK** B/T 1966-1982, SP. 1967-'80
	A-31463-88	31458-88T	each STARTER MOTOR, PRESTOLITE **CHROME** B/T 1966-1982, SP. 1967-'80
9	L-3-906	31488-77	pk-10 GASKETS, STARTER MOTOR, SPORTSTER 1977-1980
10	A-31534-66	31534-66	pk-10 SPRING, BRUSH HOLDER, BIG TWIN 1966-1982, SPORTSTER 1967-1980
11	A-31535-66	31535-66	pair THRU BOLTS, PRESTOLITE STARTER, BIG TWIN 1966-1982, SP. 1967-'80
12	A-31537-66	31537-66	each BRUSH HOLDER, PRESTOLITE STARTER, B/T 1966-1982, SP. 1967-1980
14	A-31541-66	31541-66	set-4 BRUSHES, PRESTOLITE STARTER, BIG TWIN 1966-1982, SP. 1967-1980
15	A-31542-66	31542-66	each ARMATURE, PRESTOLITE STARTER, BIG TWIN 1966-1982, SP. 1967-1980
16	K-2-409	31565-67	each END COVER WITH BRACKET, **HIT & PREST** B/T 1966-'82, SP. 1967-'80
17	A-31570-73	31570-73	each STARTER MOTOR, **HITACHI** (BLACK) SPORTSTER 1974-1976
	A-31570-73C	31570-73C	each STARTER MOTOR, **HITACHI** (CHROME) SPORTSTER 1974-1976

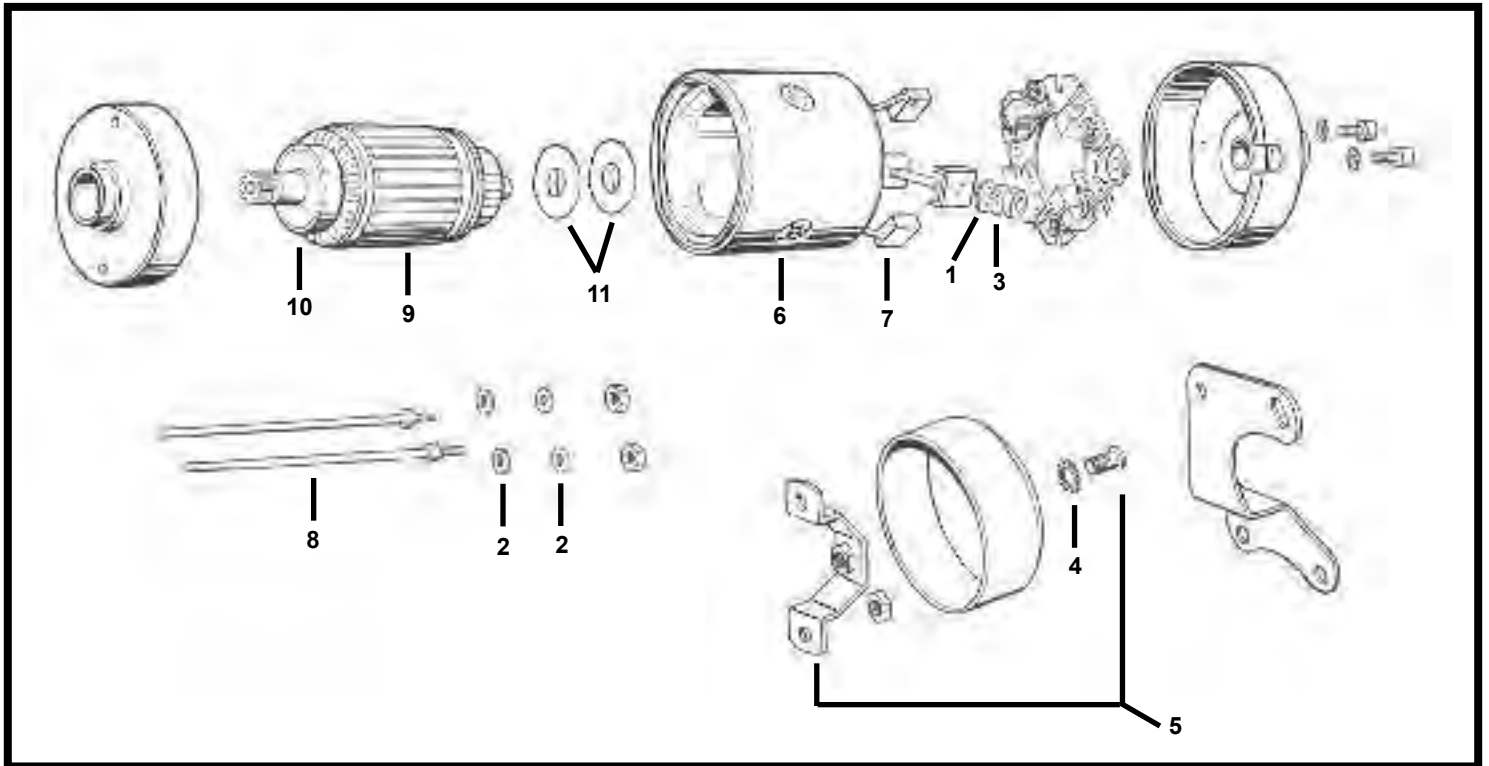
5120 HILDA ROAD BLACKVILLE, S.C. 29817* 803-284-3304*

****EASTERN MOTORCYCLE PARTS****

****STARTER MOTOR****

****HITACHI****

****BIG TWIN 1982-1988****

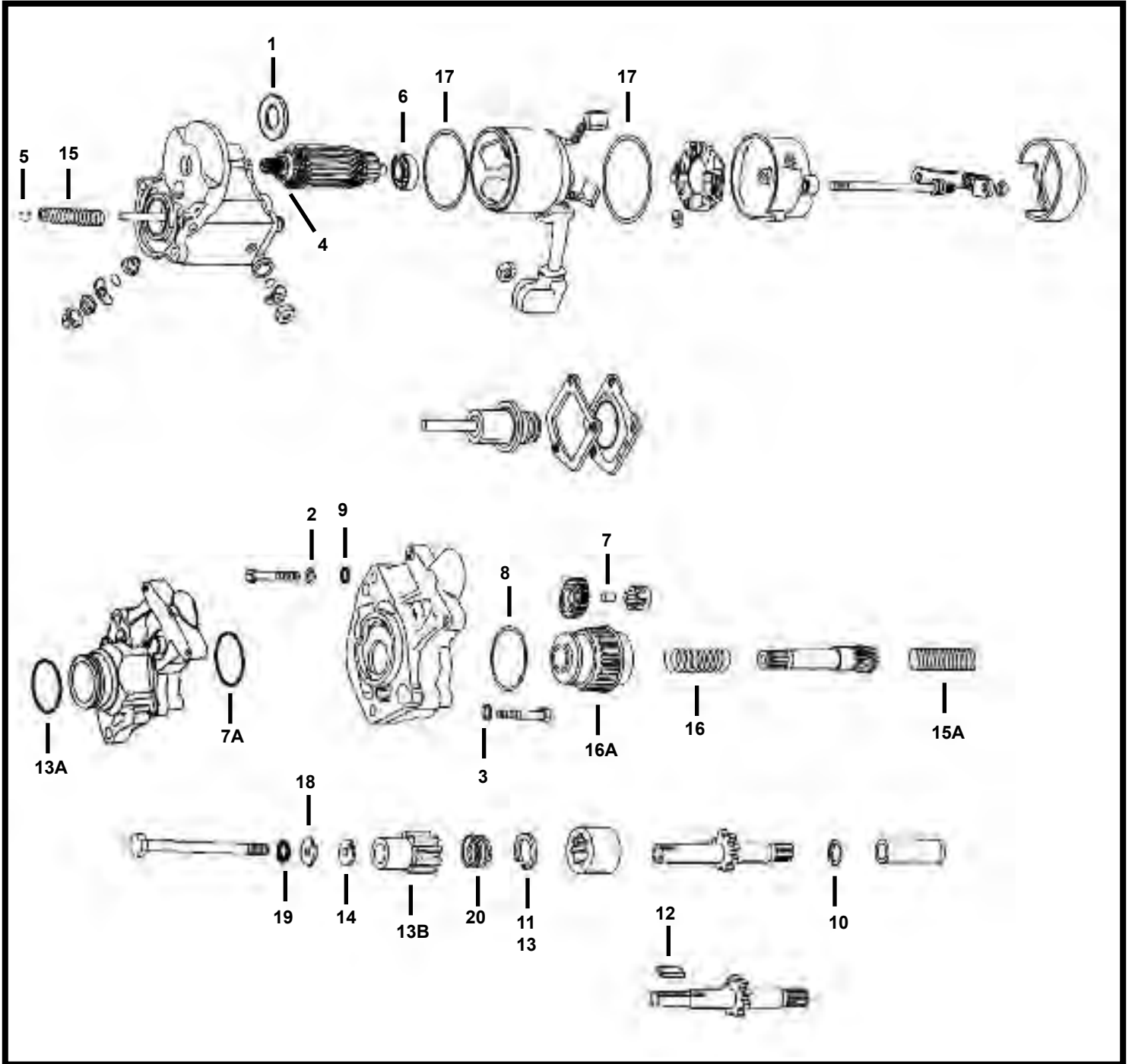


<u>DIAGRAM NUMBER</u>	<u>EASTERN NUMBER</u>	<u>REPLACES OEM</u>	<u>DESCRIPTION</u>
1	A-6703	6703	pk-25 WASHER, **1/4 X 5/8 X 1/16" THICK** (ZINC PLATED)
2	A-6716	6716	pk-25 WASHER, **#10 X 1/2 X 3/64" THICK** (ZINC PLATED)
3	36-0198	7036	pk-100 LOCK WASHER, **REGULAR 1/4" (ZINC PLATED)
4	35-0276	7220	pk-100 LOCK WASHER, **#10 EXTERNAL** (ZINC PLATED)
5	K-2-409	31565-67	each END COVER WITH BRACKET, **HITACHI** BIG TWIN 1982-1988
6	A-31570-73	31570-73	each STARTER MOTOR, **HITACHI** (BLACK) BIG TWIN 1982-1988
7	A-31570-73C	31570-73C	each STARTER MOTOR, **HITACHI** (CHROME) BIG TWIN 1982-1988
8	A-31576-73	31576-73	pair THRU BOLTS, HITACHI STARTER, BIG TWIN 1982-1988
9	A-31580-73	31580-73	each ARMATURE, HITACHI STARTER, BIG TWIN 1982-1988
10	A-31583-73	31583-83	each BEARING, STARTER MOTOR, BIG TWIN 1982-1988
11	A-31584-73	31584-73	pk-10 THRUST WASHERS, ARMATURE END, BIG TWIN 1982-1988

****EASTERN MOTORCYCLE PARTS****

****STARTER MOTOR****

****BIG TWIN 1989-PRESENT****



****CONTINUED ON NEXT PAGE****

5120 HILDA ROAD* BLACKVILLE, S.C. 29817* 803-284-3304

****EASTERN MOTORCYCLE PARTS****

****STARTER MOTOR****

****BIG TWIN 1989-PRESENT****

<u>DIAGRAM NUMBER</u>	<u>EASTERN NUMBER</u>	<u>REPLACES OEM</u>	<u>DESCRIPTION</u>
1	A-6005	6005	pk-10 FELT WASHER, ARMATURE END, BIG TWIN 1989-1990
2	36-0198	7036	pk-25 LOCK WASHERS, **REGULAR 1/4** (ZINC PLATED)
3	36-0214	7041	pk-25 LOCK WASHERS, **REGULAR 5/16** (ZINC PLATED)
	36-0234	7045	pk-25 LOCK WASHERS, **HI-COLLAR 3/8** (ZINC PLATED)
4	A-8871	8871	each BEARING, STARTER MOTOR, BIG TWIN 1989-2010
	A-8877	8877	each BEARING, STARTER MOTOR, BIG TWIN 1989-1990
5	A-8879	8879	pk-25 BALL BEARING, STARTER MOTOR **11/32** BIG TWIN 1989-2010
6	A-8883	8883	each BEARING, STARTER MOTOR, BIG TWIN 1989-2010
7	A-9077-24	9077	pk-24 ROLLERS, STARTER MOTOR, BIG TWIN 1989-PRESENT
7A	44-0305	10957	pk-10 O-RING, STARTER MOTOR SUB ASSEMBLY, BIG TWIN 2008-PRESENT
8	A-11116	11116	pk-10 O-RING, STARTER HOUSING, BIG TWIN 1989-2007
9	A-11171	11171	pk-10 O-RING, STARTER MOTOR, BIG TWIN 1989-PRESENT
10	A-11182	11182	pk-10 RETAINING RING, STARTER SHAFT, BIG TWIN 1989-2006
11	A-11183	11183	pk-10 RETAINING RING, STARTER SHAFT, BIG TWIN 1989-1993
12	A-11220	11220	pk-10 KEY, STARTER MOTOR SHAFT, BIG TWIN 1989-1990
13	A-11248	11248	pk-10 RETAINING RING, STARTER SHAFT, BIG TWIN 1994-2006
13A	44-0300	27444-00Y	pk-10 O-RING, STARTER MOTOR, BIG TWIN 2007-PRESENT
13B	* A-31342-94	31342-94	each GEAR, STARTER SHAFT, BIG TWIN 1994-2006
14	A-31430-94	31430-94	pk-5 THRUST WASHER, PINION GEAR, BIG TWIN 1994-2006
15	A-31557-81	31557-81	pk-10 SPRING, CLUTCH ASSEMBLY, BIG TWIN 1989-1990
	A-31600-90	31600-90	pk-10 SPRING, CLUTCH ASSEMBLY, BIG TWIN 1991-2006
15A	* A-31641-06	31641-06	pk-10 SPRING, STARTER SOLENOID (STARTER MOTOR) BIG TWIN 2007-2010
16	A-31692-90	31692-90	pk-10 SPRING, CLUTCH GEAR SHAFT, BIG TWIN 1991-PRESENT
16A	A-31663-90	31663-90	each STARTER DRIVE, BIG TWIN 1991-PRESENT
17	A-31695-90	31695-90	pk-10 O-RING, STARTER HOUSING, BIG TWIN 1991-2010
18	A-33125-89	33125-89	pk-10 LOCK TABS, STARTER SHAFT BOLT,, BIG TWIN 1989-E/1990
	A-33126-90	33126-90	pk-10 LOCK TABS, STARTER SHAFT BOLT,, BIG TWIN L/1990-1992
	A-33126-93	33126-93	pk-10 LOCK TABS, STARTER SHAFT BOLT,, BIG TWIN 1993-ONLY
	A-33126-94	33126-94	pk-10 LOCK TABS, STARTER SHAFT BOLT,, BIG TWIN 1994-2006
18	A-33340-90	33340-90	pk-10 O-RING, STARTER THRU BOLT, BIG TWIN 1990-1992
19	A-33447-89	33447-89	pk-10 SPRING, PINION GEAR SHAFT, BIG TWIN 1989-ONLY
	A-33449-90	33449-90	pk-10 SPRING, PINION GEAR SHAFT, BIG TWIN 1991-1993
	A-33449-94	33449-94	pk-10 SPRING, PINION GEAR SHAFT, BIG TWIN 1994-2006



EASTERN MOTORCYCLE PARTS

STARTER MOTOR

883,1100,1200 C/C

SPORTSTER 1986-1990

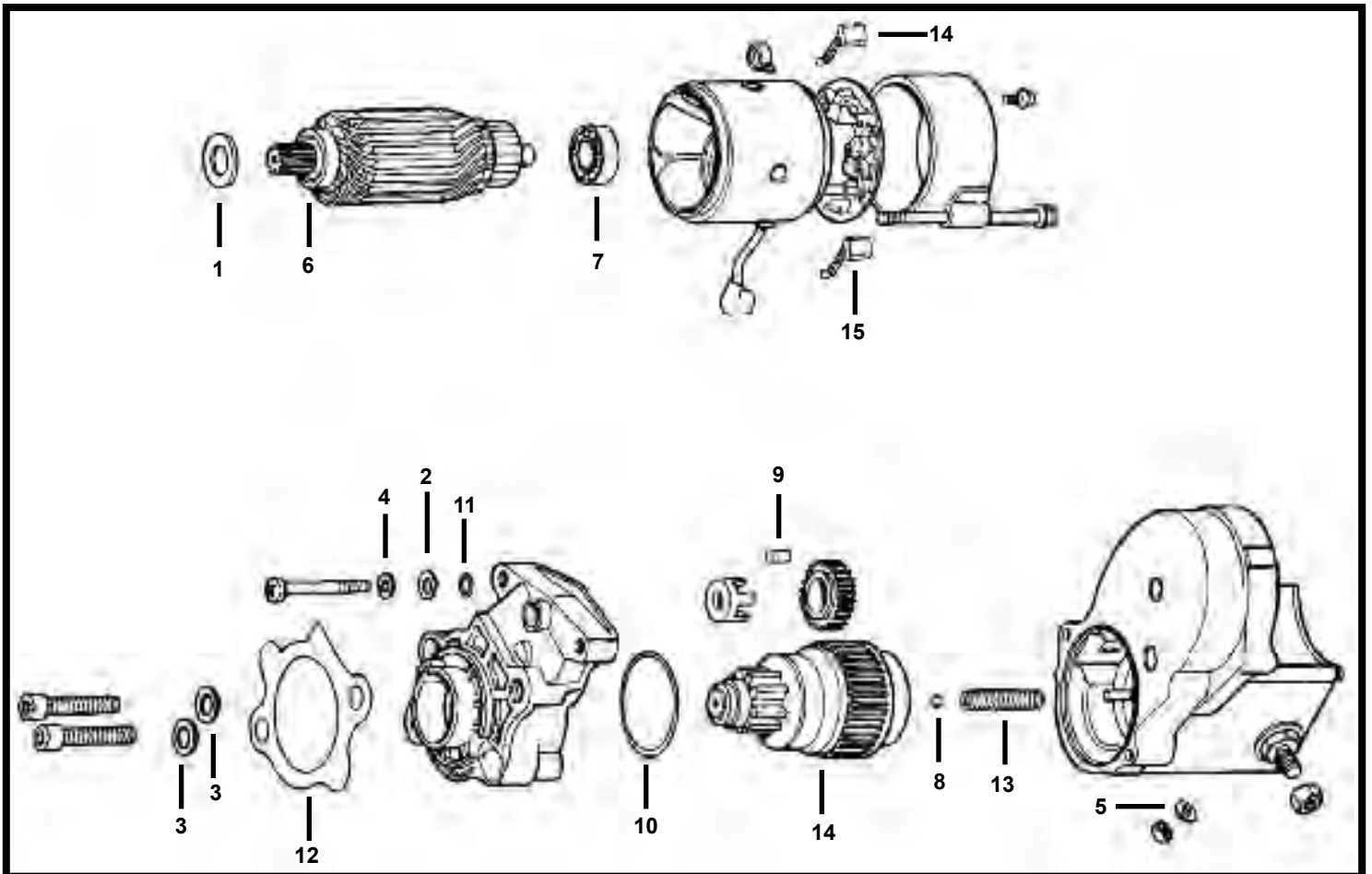


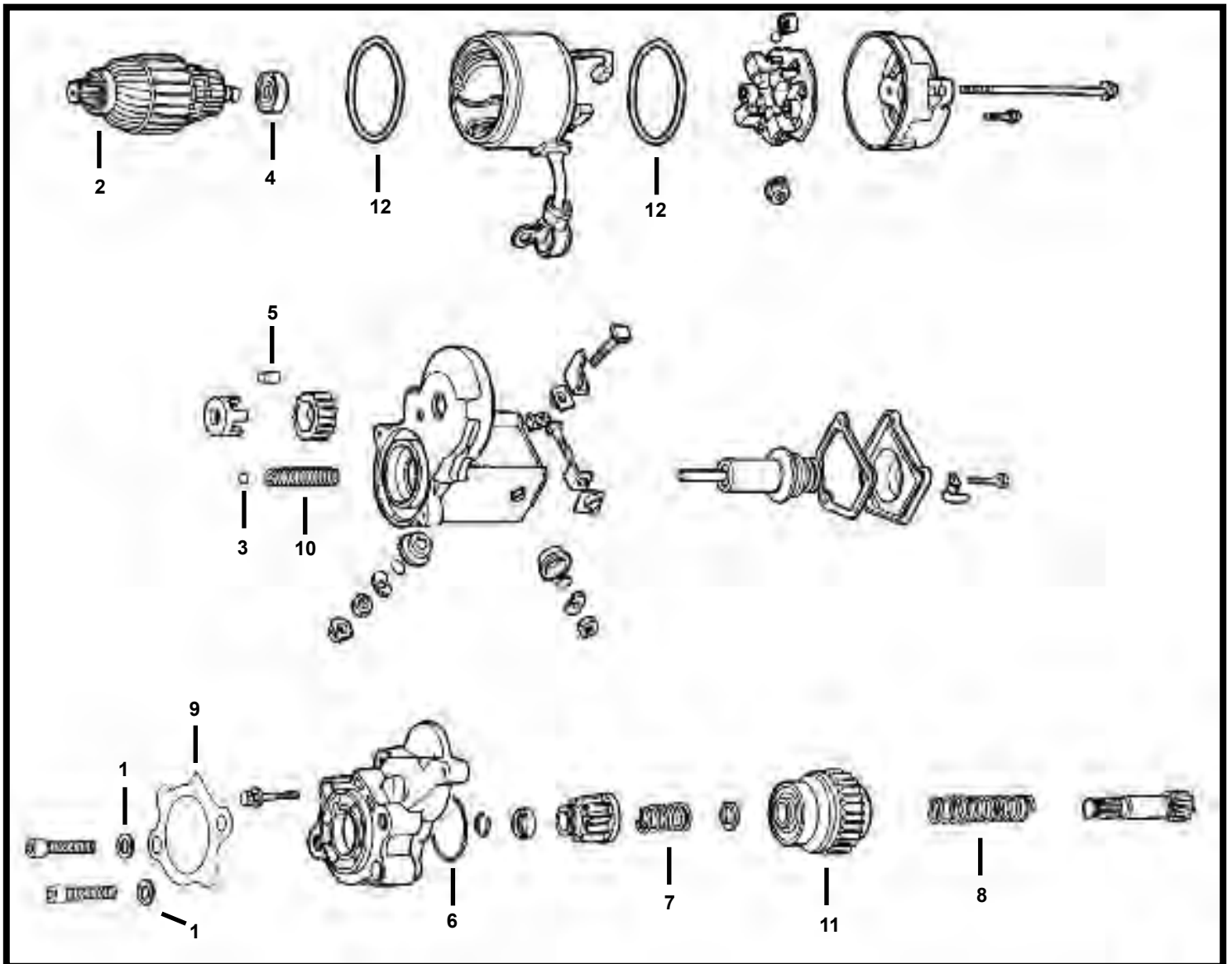
DIAGRAM NUMBER	EASTERN NUMBER	REPLACES OEM	DESCRIPTION
1	A-6005	6005	pk-10 FELT WASHER, ARMATURE END, SPORTSTER 1981-1994
2	A-6239	6236B	pk-25 WASHER **1/4 X 1/2 X 3/32" THICK** (ZINC PLATED)
3	A-6443HW	6812	pk-25 WASHER **13/32 X 11/16 X 1/16" THICK** (ZINC PLATED)
4	36-0198	7036	pk-25 LOCK WASHERS, **REGULAR 1/4** (ZINC PLATED)
5	36-0214	7041	pk-25 LOCK WASHERS, **REGULAR 5/16** (ZINC PLATED)
6	A-8877	8877	each BEARING, STARTER MOTOR, SPORTSTER 1981-1994
7	A-8878	8878	each BEARING, STARTER HOUSING (USE WITH 31590-81) SPORT. 1981-1994
	A-8880	8880	each BEARING, STARTER HOUSING (USE WITH 31562-86) SPORT. 1981-1989
8	A-8879	8879	pk-25 BALL BEARING, STARTER MOTOR **11/32** SPORTSTER 1981-2010
9	A-9077-24	9077	pk-24 ROLLERS, STARTER MOTOR, SPORTSTER 1981-PRESENT
10	A-11116	11116	pk-10 O-RING, STARTER HOUSING, SPORTSTER 1981-2007
11	A-11171	11171	pk-10 O-RING, STARTER MOTOR, SPORTSTER 1981-PRESENT
12	L-3-907	31488-81	pk-10 GASKETS, STARTER MOTOR, SPORTSTER 1981-PRESENT
13	A-31557-81	31557-81	pk-10 SPRING, CLUTCH ASSEMBLY, SPORTSTER 1981-1994
14	A-31567-81	31567-81	each STARTER DRIVE **BLUE STREAK** SPORTSTER 1981-1990
15	A-31575-81	31596-85	set-4 BRUSHES, STARTER MOTOR, SPORTSTER 1981-PRESENT

****EASTERN MOTORCYCLE PARTS****

****STARTER MOTOR****

****883,1200 C/C MODEL****

****SPORTSTER 1991-PRESENT****



<u>DIAGRAM NUMBER</u>	<u>EASTERN NUMBER</u>	<u>REPLACES OEM</u>	<u>DESCRIPTION</u>
1	A-6443HW	6812	pk-25 WASHER **13/32 X 11/16 X 1/16" THICK** (ZINC PLATED)
2	A-8871	8871	each BEARING, STARTER MOTOR, SPORTSTER 1991-2010
3	A-8879	8879	pk-25 BALL BEARING, STARTER MOTOR **11/32** SPORTSTER 1981-2010
4	A-8883	8883	each BEARING, STARTER MOTOR, SPORTSTER 1991-2010
5	A-9077-24	9077	pk-24 ROLLERS, STARTER MOTOR, SPORTSTER 1981-PRESENT
6	A-11116	11116	pk-10 O-RING, STARTER HOUSING, SPORTSTER 1981-2007
7	A-31326-91	31326-91	pk-10 SPRING, PINION GEAR SHAFT **LEFT SIDE** SPORTSTER 1991-2002
8	A-31330-91	31330-91	pk-10 SPRING, PINION GEAR SHAFT **RIGHT SIDE** SPORTSTER 1991-1998
9	L-3-907	31488-81	pk-10 GASKETS, STARTER MOTOR, SPORTSTER 1981-PRESENT
10	A-31600-90	31600-90	pk-10 SPRINGS, CLUTCH ASSEMBLY, SPORTSTER 1991-2010
11	A-31663-90	31663-90	each STARTER DRIVE, SPORTSTER 1991-PRESENT
12	A-31695-90	31695-90	pk-10 O-RING, STARTER HOUSING, SPORTSTER 1991-PRESENT


5120 HILDA ROAD* BLACKVILLE, S.C. 29817* 803-284-3304

****EASTERN MOTORCYCLE PARTS****

****BEARINGS****

****BIG TWIN-SPORTSTER****

****MASTER LISTING****



<u>EASTERN NUMBER</u>	<u>REPLACES OEM</u>	<u>DESCRIPTION</u>
40-0315 *	8026-K set-4	BEARING, MAIN & COUNTERSHAFT **6-SPEED** BIG TWIN 2006-PRESENT
40-0310 *	8042 each	BEARING, MAIN DRIVE GEAR, BIG TWIN 2006-PRESENT
A-8871	8871 each	BEARING, STARTER MOTOR, (ARMATURE) BIG TWIN 1991-2010, SPORTSTER 1991-2010
A-8876A	8876A pk-4	BEARING, (NEEDLE) MAIN & COUNTERSHAFT, BIG TWIN 1980-PRES., SP. 1991-2005
A-8877	8877 each	BEARING, STARTER MOTOR, (ARMATURE) BIG TWIN 1988-1990, SPORT. 1981-1994
A-8878	8878 each	BEARING, STARTER MOTOR, (ARMATURE) **COMM. END** SPORTSTER 1981-1994
A-8880	8880 each	BEARING, STARTER MOTOR, (ARMATURE) **COMM. END** SPORTSTER 1986-1989
A-8882	8882 each	BEARING, STARTER MOTOR, (ARMATURE) **COMM. END** BIG TWIN 1989-1990
A-8883	8883 each	BEARING, STARTER MOTOR, (ARMATURE) **COMM. END** BIG TWIN 1991-2010
40-0345 *	8884 each	BEARING, MAINSHAFT (NEEDLE) SPORTSTER 2006-PRESENT
A-8885	8885 each	BEARING, CLUTCH ADJUSTMENT SCREW, SPORTSTER 1984-PRESENT
A-8888	8888 each	BEARING, COUNTERSHAFT LOW GEAR, SPORTSTER 1986-1990
A-8904	8904 each	BEARING, MAIN DRIVE GEAR, (5TH GEAR) **5-SPEED** BIG TWIN 1980-1990
A-8905	8905 each	BEARING, MAIN DRIVE GEAR, **4-SPEED** BIG TWIN 1977-1981
A-8906	8906 each	BEARING, MAIN DRIVE GEAR, **4-SPEED** BIG TWIN 1982-1985
40-0320	8959 each	BEARING, BALANCE SHAFT **RIGHT SIDE** BIG TWIN 2008-PRESENT
40-0325 *	8963 each	BEARING, CLUTCH SIDE (NEEDLE) BIG TWIN 2006-PRESENT
40-0330	8965 each	BEARING, BALANCE SHAFT **LEFT SIDE** BIG TWIN 2008-PRESENT
40-0340	8968 each	BEARING, COUNTERSHAFT END, **4th GEAR** SPORTSTER 2004-2005
A-8970	8970 each	BEARING, RIGHT SIDE COUNTERSHAFT **5-SPEED** BIG TWIN 2006-P., SPORT 2006-P.
A-8975	8975 each	BEARING, FRONT CHAIN HOUSING, **5-SPEED** BIG TWIN 1980-1984
A-8977	8977 each	BEARING, COUNTERSHAFT, CLUTCH SIDE, **5-SPEED** B/T 1980-P., SPORT. 1991-2005
A-8978	8978 each	BEARING, MAINSHAFT, CLUTCH SIDE, **5-SPEED** BIG TWIN 1980-1984
A-8980	8980 each	BEARING, FRONT CHAIN HOUSING, **5-SPEED** BIG TWIN L/1984-1985

****CONTINUED ON NEXT PAGE****

5120 HILDA ROAD* BLACKVILLE, S.C. 29817* 803-284-3304

****EASTERN MOTORCYCLE PARTS****

****BEARINGS****

****BIG TWIN-SPORTSTER****

****MASTER LISTING****

<u>EASTERN NUMBER</u>	<u>REPLACES OEM</u>	<u>DESCRIPTION</u>
A-8983	8983	each BEARING, REAR CAM **WINNER RACE, O-RING & OUTSIDE SPACER** BIG TWIN 2000-'06
A-8983-O		pk-10 O-RINGS, **FOR 8983 BEARING** BIG TWIN 2000-2006
A-8983-S		pk-5 SPACER, **FOR 8983 BEARING** BIG TWIN 2000-2006
A-8989	8989	each BEARING, BALANCE SHAFT **LEFT SIDE** BIG TWIN 2000-PRESENT
A-8990	8990	each BEARING, CAM, LEFT SIDE, BIG TWIN 1999-2006
A-8991	8991	each BEARING, W/RETAINING RING, ENGINE BALANCE, RIGHT SIDE, BIG TWIN 2000-PRES.
A-8992A	8992A	each BEARING, FOR BEARING HOUSING, BIG TWIN 1999-2006
A-8996	8996	each BEARING, MAINSHAFT, CLUTCH SIDE, BIG TWIN 1984-2006, SPORTSTER 1991-2005
A-8998	8998	each BEARING, RIGHT SIDE HOUSING, **5-SPEED** BIG TWIN 1980-1999
A-9004	9004	each BEARING, GENERATOR COMMUTATOR END, BIG TWIN 1932-1957, SPORT. 1952-1957
A-9005	9005	each BEARING, GENERATOR COMMUTATOR END, BIG TWIN 1932-1957, SPORT. 1952-1957
A-9007	9007	each BEARING, GENERATOR GEAR END, BIG TWIN 1932-1969, SPORTSTER 1952-1981
A-9008	9008	each BEARING, FRONT AND REAR WHEELS, **WITHOUT SHIELDS** SPORTSTER 1955-1978
A-9009	9009	each BEARING, FRONT AND REAR WHEELS, **WITH SHIELDS** SPORTSTER 1955-1978
A-9010	9010	each BEARING, REAR WHEEL HUB, **DOUBLE ROW** SPORTSTER 1954-1962
A-9020	9020	each BEARING, MAINSHAFT, **4-SPEED** BIG TWIN 1936-1985
A-9025	9025A	each BEARING, MAINSHAFT, **4-SPEED** SPORTSTER 1952-1990
A-9028	9028	each BEARING, SPROCKET SHAFT, **TIMKEN** BIG TWIN 1969-2002
A-9029	9029	each BEARING, SPROCKET SHAFT, **TIMKEN** BIG TWIN 1955-1968
A-9033	9033	each BEARING, REAR SWING ARM, BIG TWIN 1958-1986
A-9037	9037	each BEARING, INNER CHAIN HOUSING, (THIN) **4-SPEED** BIG TWIN 1965-1969
A-9040	9040	each BEARING, INNER CHAIN HOUSING, (THICK) **4-SPEED** BIG TWIN 1970-1984
A-9045	9045	each BEARING, SPROCKET SHAFT, **TIMKEN** (CUP & CONE) BIG TWIN 1955-2002
A-9052	9052	each BEARING, FRONT & REAR WHEELS, **TIMKEN** BIG TWIN 1973-1999, SPORT. 1973-P.
A-9057	9057	each CAM BEARING, (TORRINGTON) SPORTSTER 1958-1990
40-0300	9057	each CAM BEARING, SPORTSTER 1958-1990 **IMPORT**
A-9058	9058	each CAM BEARING, (TORRINGTON) BIG TWIN 1958-1999
40-0305	9058	each CAM BEARING, BIG TWIN 1958-1999 **IMPORT**
A-9061	9061	each BEARING, INNER CHAIN HOUSING, **4-SPEED** BIG TWIN 1970-1984
A-9062	9062	each BEARING, STARTER MOTOR HOUSING, (TORRINGTON) BIG TWIN 1965-'88, SP. 1967-'80
A-9063	9063	each BEARING, OUTER CHAIN HOUSING, (TORRINGTON) BIG TWIN 1965-1988, SP. 1967-'80
A-9064	9064	each BEARING, GENERATOR, COMMUTATOR END, BIG TWIN 1961-1969, SPORT. 1961-1981
A-9073	9073	each BEARING, CLUTCH RELEASING DISC, SPORTSTER 1971-E/1984
A-9076	9076	each BEARING ONLY, REAR FORK SWING ARM, BIG TWIN 1984-1999
A-9076-KIT	9076	kit BEARING KIT, REAR FORK SWING ARM, BIG TWIN 1984-1999
	11158	KIT INCLUDES: (2) 9076 BEARINGS AND (2) 11158 RETAINING RINGS
A-9088	9088	each BEARING, GENERATOR END COVER, BIG TWIN 1958-1969, SPORTSTER 1958-1981
A-9114	9114	each BEARING, RIGHT CAM SUPPORT, **5-SPEED** BIG TWIN 1980-1986
A-9115	9115	each BEARING, LEFT CAM SUPPORT, **5-SPEED** BIG TWIN 1980-1986
A-9118	9118	each BEARING, MAINSHAFT RACE, (TORRINGTON) SPORTSTER L/1984-1990
A-9135	9135	each BEARING, FRONT CHAIN HOUSING, **5-SPEED** BIG TWIN L/1984-2005
43-0207	* 9135	kit INNER PRIMARY UPGRADE BEARING KIT, **5-SPEED** BIG TWIN 1990-2006
		KIT INCLUDES: DUAL ROW BEARING, 12052 SEAL, 60678-85 RETAINING RING
A-9151	9151	each BEARING, SHIFTER DRUM END, **5-SPEED** SPORTSTER 1991-PRESENT
A-9198	* 9198	pair BEARING, CAM, LEFT SIDE **2-CAM** BIG TWIN 1999-2006 **FULL COMPLIMENT**
42-0112	* 9208	pair BEARING, REAR FORK SWING ARM **2-CAM** BIG TWIN 2009-PRESENT
42-0114	* 9209	kit BEARING KIT, REAR FORK SWING ARM, SPORTSTER 2004-PRESENT
	11282	KIT INCLUDES: (2) 9209 BEARINGS AND (2) 11282 RETAINING RINGS
42-0109	9215	pair BEARING, CAM, LEFT SIDE **TORRINGTON** BIG TWIN 2006-P. **FULL COMPLIMENT**
40-0350	9215	pair BEARING, CAM, LEFT SIDE **2-CAM** BIG TWIN 2006-PRESENT **CAGE STYLE**
41-0111	* 9231	each BEARING, FRONT CHAIN HOUSING, **6-SPEED** BIG TWIN 2006-PRESENT

****CONTINUED NEXT PAGE****

****EASTERN MOTORCYCLE PARTS****

****BEARINGS****

****BIG TWIN-SPORTSTER****

****MASTER LISTING****

<u>EASTERN NUMBER</u>	<u>REPLACES OEM</u>		<u>DESCRIPTION</u>
A-9247	9247	each	BEARING, FRONT & REAR WHEELS, **FLT-ONLY** BIG TWIN 2000-2007
A-9267A	9267A	each	BEARING, FRONT & REAR WHEELS, BIG TWIN 2000-2008, SPORTSTER 2000-2007
A-9270	9270	each	BEARING ONLY , REAR FORK PIVOT **SWING ARM** BIG TWIN 2000-PRESENT
A-9270-KIT	9270	kit	BEARING KIT, REAR FORK PIVOT **SWING ARM** BIG TWIN 2000-PRESENT
	11282		KIT INCLUDES: (2) 9270 BEARINGS AND (2) 11282 RETAINING RINGS
A-9276	9276	each	BEARING, FRONT & REAR WHEELS, BIG TWIN 2007-PRESENT, SPORTSTER 2007-PRES.
A-17428-72R	17428-72R	each	BEARING, ROCKER ARM SHAFT, **750 XR** SPORTSTER 1972-PRESENT
A-24004-03 *	24004-03	kit	BEARING KIT WITH WASHERS & RACE, BIG TWIN 2004-PRESENT
			KIT INCLUDES: (2) 8972 (1) 24605-07 (1) 35114-02 (1) RACE
A-24604-00C	24604-00C	each	BEARING, PINION SHAFT, BIG TWIN 2000-2007, SPORTSTER 2004-2009
A-24605-07 *	24605-07	each	BEARING, PINION SHAFT, BIG TWIN 2008-PRES,SPORTSTER 2009-PRES
A-24626-87A	24626-87A	each	BEARING, PINION SHAFT, **WHITE/GRAY** (1-PIECE) BIG TWIN 1987- 1999
A-24628-87A	24628-87A	each	BEARING, PINION SHAFT, **GREEN** (1-PIECE) *CAGE & ROLLERS* BIG TWIN 1987-'99
A-24641-87A	24641-87A	each	BEARING, PINION SHAFT, **RED** (1-PIECE) **CAGE & ROLLERS**BIG TWIN 1987-1999
A-24643-87A	24643-87A	each	BEARING, PINION SHAFT, **BLUE** (1-PIECE) **CAGE & ROLLERS**BIG TWIN 1987-1999
A-24647-87	24647-87	each	BEARING, PINION SHAFT, **BLUE** (1-PIECE) **CAGE & ROLLERS** SPORT. 1987-P.
A-24648-77	24648-77	each	BEARING, PINION SHAFT, (W/OUT RACE) SPORTSTER 1977-1986
A-24648-77A	24648-77	each	BEARING, PINION SHAFT, (WITH RACE) SPORTSTER 1977-1986
A-24650-87	24650-87	each	BEARING, PINION SHAFT, **RED** (1-PIECE) **CAGE & ROLLERS** SPORT. 1987-PRES.
A-24659-87	24659-87	each	BEARING, PINION SHAFT, **WHITE/GRAY** (1-PIECE) SPORTSTER 1987-PRESENT
A-24660-87	24660-87	each	BEARING, PINION SHAFT, **GREEN** (1-PIECE) **CAGE & ROLLERS** SPORT. 1987-P.
A-24729-52	24729-52	each	BEARING, SPROCKET SHAFT, **TIMKEN** SPORTSTER 1954-1976
A-24729-74	24729-74	each	BEARING, SPROCKET SHAFT, **IMPORTED** SPORTSTER 1977-2003
A-24729-74A	24729-74	each	BEARING, SPROCKET SHAFT, **TIMKEN** SPORTSTER 1977-2003
A-29916-82	29916-82	each	BEARING, GENERATOR, **COMMUTATOR END** (HITACHI) SPORTSTER 1982-1984
A-29917-82	29917-82	each	BEARING, GENERATOR, **GEAR END** (HITACHI) SPORTSTER 1982-1984
A-31539-66	31539-66	each	BEARING, STARTER MOTOR, **GEAR END** (PRESTOLITE) B/T 1966-1982, SP. 1967-'80
A-31583-73	31583-73	each	BEARING, STARTER MOTOR, **GEAR END** (HITACHI) B/T 1982-1988, SP. 1974-E/1976
A-35030-89	35030-89	each	BEARING, ACCESS TRAP DOOR, **5-SPEED** SPORTSTER 1991-PRESENT
A-35051-89	35051-89	each	BEARING, MAIN DRIVE GEAR, (5TH GEAR) **5-SPEED** B/T 1991-2006., SP. 1991-PRES.
A-35960-52	35960-52	each	BEARING, COUNTERSHAFT, (CLOSED END) **K-MODEL** SPORTSTER 1952-1953
A-35960-54	35960-54	each	BEARING, COUNTERSHAFT, (CLOSED END) **4-SPEED** SPORTSTER 1954-1990
A-35961-52	35961-52	each	BEARING, C/S & MAINSHAFT, (OPEN END) **4-SPEED** B/T 1977-1985, SP. 1954-1990
A-36799-84	36799-84	each	BEARING, CLUTCH SHELL, SPORTSTER 1984-1990
A-36799-91	36799-91	each	BEARING, CLUTCH SHELL, SPORTSTER 1991-PRESENT
A-37310-39	37310-39	each	BEARING, CLUTCH RELEASE, BIG TWIN 1939-1975
A-37312-75	37312-75	each	BEARING, CLUTCH PUSH ROD END, **4 & 5 SPEED** BIG TWIN 1975-PRESENT
A-37467-41	37467-41	each	BEARING, MAIN DRIVE GEAR, FORTY-FIVE 1941-1973
A-37722-52	37722-52	each	BEARING, CLUTCH SPROCKET SHELL, (TORRINGTON) SPORTSTER 1954-1970
A-37722-71	37722-71	each	BEARING, CLUTCH SPROCKET SHELL, SPORTSTER 1971-1984
A-37906-84	37906-84	each	BEARING, CLUTCH HUB ASSEMBLY, **5-SPEED** BIG TWIN 1984-1989
A-37906-90	37906-90	each	BEARING, CLUTCH HUB ASSEMBLY, **5-SPEED** BIG TWIN 1990-2010
A-37906-11 *	37906-11	each	BEARING, CLUTCH HUB ASSEMBLY, **5-SPEED** BIG TWIN 2011-PRESENT
A-38505-52	38505-52	each	BEARING, CLUTCH BOOSTER ARM, (TORRINGTON) BIG TWIN 1952-1967
A-43577-67	43577-67	each	BEARING, WHEEL HUB AND BRAKE DRUM, BIG TWIN 1967-1972
A-47082-81	47082-81	each	BEARING, REAR SWING ARM, (ASSEMBLY) BIG TWIN 1991-1996, SPORT. 1981-1999
A-47082-95	47082-95	each	BEARING, REAR SWING ARM, (CUP & CONE) BIG TWIN 1991-1996, SPORT. 1981-PRES.
A-47521-52	47521-52	each	BEARING, REAR SWING ARM, (CUP & CONE) SPORTSTER 1952-1973
A-47521-74	47521-74	each	BEARING, REAR SWING ARM, (CUP & CONE) SPORTSTER 1974-1981
A-48300-49	48300-49	each	BEARING, FRONT FORK NECK CUP, (CUP & CONE) BIG TWIN 1948-1959
A-48300-60	48300-60	each	BEARING, FRONT FORK NECK CUP, (CUP & CONE) BIG TWIN 1960-PRES., SP. 1982-P.
A-48302-85	48302-85	each	BEARING, MOTOR SPROCKET, (CUP & CONE ONLY) SPORTSTER 1977-2003

EASTERN MOTORCYCLE PARTS

BRONZE BUSHINGS

BIG TWIN/SPORTSTER/FORTY-FIVE

MASTER LISTING



A-25595-52

<u>EASTERN NUMBER</u>	<u>REPLACES OEM</u>	<u>DESCRIPTION</u>
A-293-13	293-13	pair BUSHING, PISTON PINS (STD) BIG TWIN 1913-1923, FD & JD 1924-ONLY
A-293-13B	293-13	pair BUSHING, PISTON PINS (.002) BIG TWIN 1913-1923, FD & JD 1924-ONLY
A-293-13C	293-13	pair BUSHING, PISTON PINS (.005) BIG TWIN 1913-1923, FD & JD 1924-ONLY
A-293-24	293-24	pair BUSHING, PISTON PINS (STD) BIG TWIN 1924-1929 **EASTERNS**
A-293-24B	293-24	pair BUSHING, PISTON PINS (.002) BIG TWIN 1924-1929 **EASTERNS**
A-293-24C	293-24	pair BUSHING, PISTON PINS (.005) BIG TWIN 1924-1929 **EASTERNS**
A-293-31	293-31	pair BUSHING, PISTON PINS (STD) FORTY-FIVE 1931-1936 **EASTERNS**
A-293-31B	293-31	pair BUSHING, PISTON PINS (.002) FORTY-FIVE 1931-1936 **EASTERNS**
A-293-31C	293-31	pair BUSHING, PISTON PINS (.005) FORTY-FIVE 1931-1936 **EASTERNS**
A-294-36A	294-36A	pair BUSHING, PISTON PIN, (STD) **V.L. MODEL 74 & 80** BIG TWIN 1930-1936
A-294-36B	294-36B	pair BUSHING, PISTON PIN, (.002) **V.L. MODEL 74 & 80** BIG TWIN 1930-1936
A-294-36C	294-36C	pair BUSHING, PISTON PIN, (.005) **V.L. MODEL 74 & 80** BIG TWIN 1930-1936
A-413-15	413-15	each CASE BUSHING, **RIGHT SIDE** (BRONZE) BIG TWIN 1915-1929
A-413-30	413-30	each BUSHING, CRANKCASE, **RIGHT SIDE** (SIDE VALVE), BIG TWIN 1930-1936
A-660-29	660-29	each BUSHING, CAM GEAR SHAFT, LEFT SIDE, **BRONZE** FORTY-FIVE 1929-1936
A-660-30	660-30	each BUSHING, CAM GEAR SHAFT, (SIDE VALVE), BIG TWIN 1930-1936
A-662-26	662-26	each BUSHING, CAM GEAR SHAFT, RIGHT SIDE, **BRONZE** F/F 1929-'33, SINGLES 1926-1934
A-662-29	662-29	each BUSHING, TIMER SHAFT, **RIGHT SIDE** BIG TWIN 1930-1936, FORTY-FIVE 1930-1936
A-662-30	662-30	each BUSHING, CAM GEAR SHAFT, **RIGHT SIDE** BIG TWIN 1930-1936, FORTY-FIVE 1934-'36
A-662-34	662-34	each BUSHING, OILER DRIVE SHAFT, **RIGHT SIDE** BIG TWIN 1934-1936, F-F 1934-1936
A-3113-29	3113-29	each BUSHING, SEAT POST, **IN FRAME** FORTY-FIVE 1929-1973, V.L.s 1930-1936
A-17428-57	17428-57	pk-4 BUSHINGS, ROCKER ARMS, **660 SOLID BRONZE** BIG TWIN 1966-PRES. SP. 1957-P.
A-17428-57A	17428-57	pk-4 BUSHINGS, ROCKER ARMS, **SPLIT-OEM STYLE** BIG TWIN 1966-PRES. SP. 1957-P.
A-24316-99	24316-99	pair BUSHINGS, PISTON PINS, (STD) **2-CAM** BIG TWIN 1999-2006
A-24316-00		pair BUSHINGS, PISTON PINS, (.005) **2-CAM** BIG TWIN 1999-2006
A-24331-36	24331-36	pair BUSHINGS, PISTON PINS, (STD) SPORTSTER 1957-PRESENT, FORTY-FIVE 1932-1973
A-24331-78		pair BUSHINGS, PISTON PINS, (.002) SPORTSTER 1957-PRESENT, FORTY-FIVE 1932-1973
A-24331-80		pair BUSHINGS, PISTON PINS, (.005) SPORTSTER 1957-PRESENT, FORTY-FIVE 1932-1973
A-24332-36	24332-36	pair BUSHINGS, PISTON PINS, (.010) SPORTSTER 1957-PRESENT, FORTY-FIVE 1932-1973
A-24334-36	24334-36	pair BUSHINGS, PISTON PINS, (STD) BIG TWIN 1936-1999
A-24334-78		pair BUSHINGS, PISTON PINS, (.002) BIG TWIN 1936-1999
A-24334-80		pair BUSHINGS, PISTON PINS, (.005) BIG TWIN 1936-1999
A-24335-36	24335-36	pair BUSHINGS, PISTON PINS, (.010) BIG TWIN 1936-1999

5120 HILDA ROAD* BLACKVILLE, S.C. 29817* 803-284-3304

****EASTERN MOTORCYCLE PARTS****

****BRONZE BUSHINGS****

****BIG TWIN/SPORTSTER/FORTY-FIVE****

****MASTER LISTING****

EASTERN NUMBER	REPLACES OEM		DESCRIPTION
A-24641-36	24641-36	each	BUSHING, OIL PUMP DRIVE SHAFT, BIG TWIN 1936-1999
A-25344-99	25344-99	each	BUSHING, CAMSHAFT, BIG TWIN 1999-PRESENT, **MADE IN U.S.A.**
A-25581-36	25581-36	each	BUSHING, CAM GEAR, **IN COVER** BIG TWIN 1936-1969, **MADE IN U.S.A.**
A-25581-36+5	25581-36	each	BUSHING, CAM GEAR, **IN COVER** (.005 O/S) BIG TWIN 1936-1969, **MADE IN U.S.A.**
A-25581-36+10	25581-36	each	BUSHING, CAM GEAR, **IN COVER** (.010 O/S) BIG TWIN 1936-1969, **MADE IN U.S.A.**
A-25581-70	25581-70	each	BUSHING, CAM GEAR, **IN COVER** BIG TWIN 1970-1999, **MADE IN U.S.A.**
A-25581-70+5	25581-70	each	BUSHING, CAM GEAR, **IN COVER** (.005 O/S) BIG TWIN 1970-1999, **MADE IN U.S.A.**
A-25581-70+10	25581-70	each	BUSHING, CAM GEAR, **IN COVER** (.010 O/S) BIG TWIN 1970-1999, **MADE IN U.S.A.**
A-25582-36	25582-36	each	BUSHING, PINION SHAFT, **IN COVER** BIG TWIN 1936-1954, **MADE IN U.S.A.**
A-25582-36+5	25582-36	each	BUSHING, PINION SHAFT, **IN COVER** (.005 O/S) BIG TWIN 1936-1954, MADE IN U.S.A.
A-25582-36+10 *	25582-36	each	BUSHING, PINION SHAFT, **IN COVER** (.010 O/S) BIG TWIN 1936-1954, MADE IN U.S.A.
A-25582-54A	25582-54A	each	BUSHING, PINION SHAFT, **IN COVER** BIG TWIN 1955-1973, **MADE IN U.S.A.**
A-25582-73	25582-73	each	BUSHING, PINION SHAFT, **IN COVER** BIG TWIN 1973-1992, **MADE IN U.S.A.**
A-25582-73+5	25582-73	each	BUSHING, PINION SHAFT, **IN COVER** (.005 O/S) BIG TWIN 1973-1992, MADE IN U.S.A.
A-25582-93	25582-93	each	BUSHING, PINION SHAFT, **IN COVER** BIG TWIN 1993-1999, **MADE IN U.S.A.**
A-25582-93+5	25582-93	each	BUSHING, PINION SHAFT, **IN COVER** (.005 O/S) BIG TWIN 1993-1999, MADE IN U.S.A.
A-25586-37	25586-37	each	BUSHING, CAM GEAR COVER (1-3-4) SPORTSTER 1952-PRES., FLATHEAD 1937-1973
A-25586-37+5	25586-37	each	BUSHING, CAM GEAR COVER (1-3-4) (.005 O/S) SPORT. 1952-P., FLATHEAD 1937-1973
A-25586-37+10	25586-37	each	BUSHING, CAM GEAR COVER (1-3-4) (.010 O/S) SPORT. 1952-P., FLATHEAD 1937-1973
A-25588-37	25588-37	each	BUSHING, CAM GEAR (#-2 CAM) FORTY-FIVE 1937-1973, SIDE VALVE 1937-1948, U.S.A.
A-25588-57	25588-57	each	BUSHING, CAM GEAR (#-2 CAM) SPORTSTER 1957-1990, **MADE IN U.S.A.**
A-25588-57+5 *	25588-57	each	BUSHING, CAM GEAR (#-2 CAM), (.005 O/S) SPORTSTER 1957-1990 **MADE IN USA**
A-25588-57+10 *	25588-57	each	BUSHING, CAM GEAR (#-2 CAM), (.010 O/S) SPORTSTER 1957-1990 **MADE IN USA**
A-25588-80			BUSHING KIT, CAM GEAR, SPORTSTER 1957-1990 KIT INCL: (3) 25586-37 & (1) 25588-57
A-25588-91	25588-91	each	BUSHING, CAM GEAR, SPORTSTER 1991-PRESENT **MADE IN U.S.A.**
A-25590-37	25590-37	each	BUSHING, CAM GEAR OIL PUMP DRIVE, FORTY-FIVE 1937-1973, SIDE VALVE 1937-1948
A-25591-37	25591-37	each	BUSHING, PINION GEAR SHAFT, **IN COVER** BIG TWIN 1937-1948, **MADE IN U.S.A.**
A-25593-37	25593-37	each	BUSHING, PINION GEAR SHAFT, **IN COVER** FORTY-FIVE 1936-1954 *MADE IN U.S.A.*
A-25593-52	25593-52	each	BUSHING, PINION SHAFT, SPORTSTER 1952-1956, **MADE IN U.S.A.**
A-25593-57	25593-57	each	BUSHING, PINION SHAFT, SPORTSTER 1957-1977, **MADE IN U.S.A.**
A-25593-57+5	25593-57	each	BUSHING, PINION SHAFT, (.005 OVERSIZE) SPORTSTER 1957-1977, **MADE IN U.S.A.**
A-25593-74	25593-74	each	BUSHING, PINION SHAFT, SPORTSTER 1977-PRESENT, **MADE IN U.S.A.**
A-25594-75A	25594-75	pk-5	BUSHINGS, BRAKE PEDAL SHAFT, SPORTSTER 1977-1981, **MADE IN U.S.A.**
A-25595-37	25595-37	each	BUSHING, CAM GEAR, (#-3) **IN COVER** SPORT. 1952-1956, FORTY-FIVE 1937-1973
A-25595-52 *	25595-52	each	BUSHING, CAM GEAR COVER, (#-1 REAR EXHAUST) SPORTSTER 1952-1956
A-25595-52+5 *	25595-52	each	BUSHING, CAM GEAR COVER, (.005 O/S) (#-1 REAR EXHAUST) SPORTSTER 1952-1956
A-25595-52+10 *	25595-52	each	BUSHING, CAM GEAR COVER, (.010 O/S) (#-1 REAR EXHAUST) SPORTSTER 1952-1956
A-25597-36	25597-36	each	BUSHING, CAM GEAR, **IN CRANKCASE** BIG TWIN 1936-1957 **MADE IN U.S.A.**
A-25597-36+5	25597-36	each	BUSHING, CAM GEAR, (.005 O/S) BIG TWIN 1936-1957 **MADE IN U.S.A.**
A-25597-57	25597-57	pair	BUSHINGS, IDLER SHAFT, SPORTSTER 1957-1984, **MADE IN U.S.A.**
A-25597-57+5	25597-57	pair	BUSHINGS, IDLER SHAFT, (.005 OVERSIZE) SPORTSTER 1957-1984, **MADE IN U.S.A.**
A-25598-91	25598-91	each	BUSHING, CAM GEAR, **IN CRANKCASE** SPORTSTER 1991-PRESENT *MADE IN USA*
A-25598-91+5	25598-91	each	BUSHING, CAM GEAR COVER, (.005 OVERSIZE) SPORTSTER 1952-PRESENT
A-25598-91+10	25598-91	each	BUSHING, CAM GEAR COVER, (.010 OVERSIZE) SPORTSTER 1952-PRESENT
A-25599-37	25599-37	each	BUSHING, CAM GEAR, FLATHEAD 1937-1948 **MADE IN U.S.A.**
A-25599-37+5	25599-37	each	BUSHING, CAM GEAR, (.005 OVERSIZE) FLATHEAD 1937-1948 **MADE IN U.S.A.**
A-25599-37+10	25599-37	each	BUSHING, CAM GEAR, (.010 OVERSIZE) FLATHEAD 1937-1948 **MADE IN U.S.A.**
A-25601-37A	25601-37A	each	BUSHING, CAM GEAR, **IN CRANKCASE** SPORT. 1937-1973, FORTY-FIVE 1937-1973
A-25601-37A+5	25601-37A	each	BUSHING, CAM GEAR, (.005 OVERSIZE) SPORTSTER 1937-1973, FORTY-FIVE 1937-1973
A-25601-37+10	25601-37A	each	BUSHING, CAM GEAR, (.010 OVERSIZE) SPORTSTER 1937-1973, FORTY-FIVE 1937-1973
A-25785-30A	25785-30A	pair	BUSHINGS, IDLER GEAR STUD, BIG TWIN 1936-1969, FORTY-FIVE 1932-1973
A-26431-76	26431-76	pk-5	BUSHING, OIL PUMP COVER, **OIL-LITE** SPORTSTER 1977-1990

****EASTERN MOTORCYCLE PARTS****

****BRONZE BUSHINGS****

****BIG TWIN/SPORTSTER/FORTY-FIVE****

****MASTER LISTING****

EASTERN NUMBER	REPLACES OEM		DESCRIPTION
A-26489-75	26489-75	pk-5	BUSHING, OIL PUMP BODY, **OIL-LITE** SPORTSTER 1977-1990
A-30148-58	30148-58	pk-5	BUSHING, GENERATOR END COVER, **OIL-LITE** B/T 1958-1964, SPORT. 1958-1964
A-32525-36A	32525-36A	each	BUSHING, CIRCUIT BREAKER HOUSING, BIG TWIN 1936-1969, SPORTSTER 1958-1970
A-33099-52A	33099-52A	pair	BUSHINGS, KICK STARTER SHAFT, SPORTSTER 1954-1979
A-33099-80		pair	BUSHING KIT, KICK STARTER SHAFT, **WITH SEAL** SPORTSTER 1954-1979
A-33101-32	33101-32	each	BUSHING, STARTER SHAFT, (SERVI-CAR) FORTY-FIVE 1932-1973
A-33288-37	33288-37	pair	BUSHING KIT, KICK STARTER COVER, **WITH SEAL** BIG TWIN 1937-1984
A-33438-50	33438-50	each	BUSHING, STARTER RATCHET GEAR, BIG TWIN 1931-1969
A-33438-50A	33438-50	each	BUSHING, STARTER RATCHET GEAR, **OVERSIZE .928 O.D.** BIG TWIN 1931-1969
A-33442-57A	33442-57A	each	BUSHING, STARTER RATCHET GEAR, SPORTSTER 1957-1973
A-33442-73	33442-73	each	BUSHING, STARTER RATCHET GEAR, SPORTSTER 1973-1979
A-33445-89	* 33445-89	each	BUSHING, INNER PRIMARY COVER, **BRONZE** BIG TWIN 1983-1993
A-33446-94	33446-94	each	BUSHING, INNER PRIMARY COVER, **BRONZE** BIG TWIN 1994-2006
A-34037-52	34037-52	pair	BUSHINGS, SHIFTER SHAFT LEVER, **OIL-LITE** SPORTSTER 1952-1974 & 1979-1985
A-34037-75	34037-75	each	BUSHING, BRAKE PEDAL HOLE, SPORTSTER 1975-1976
A-34427-38	34427-38	each	BUSHING, SHIFTER SHAFT, **SMALL** FORTY-FIVE 1938-1973
A-34430-36	34430-36	each	BUSHING, SHIFTER SHAFT, **HAND SHIFT** BIG TWIN 1937-1976
A-34432-38	34432-38	each	BUSHING, SHIFTER SHAFT, **LARGE** FORTY-FIVE 1938-1973
A-34435-52	34435-52	each	BUSHING, SHIFTER SHAFT, **FOOT SHIFT** BIG TWIN 1941-1978
A-34498-52	34498-52	each	BUSHING, PAWL CARRIER, **4-SPEED** BIG TWIN 1952-1978
A-34898-79	34898-79	each	BUSHING, BRAKE PIVOT SHAFT, SPORTSTER 1978-ONLY
A-35094-65	35094-65	each	BUSHING, MAIN DRIVE GEAR, **4-SPEED** BIG TWIN 1931-1984
A-35316-41	35316-41	each	BUSHING, LOW GEAR, FORTY-FIVE 1941-1973
A-35320-41	35320-41	each	BUSHING, SECOND GEAR, FORTY-FIVE 1941-1973
A-35322-38	35322-38	each	BUSHING, 3RD GEAR, BIG TWIN 1937-1959
A-35326-33	35326-33	each	BUSHING, REVERSE GEAR, FORTY-FIVE 1933-1973
A-35787-52	35787-52	each	BUSHING, LOW GEAR, **COUNTERSHAFT** SPORTSTER 1952-1972
A-35787-72	35787-72	each	BUSHING, LOW GEAR, **COUNTERSHAFT** SPORTSTER 1972-1985
A-35789-36	35789-36	each	BUSHING, LOW GEAR, **COUNTERSHAFT** BIG TWIN 1937-1984
A-35791-36	35791-36	each	BUSHING, SECOND GEAR, **COUNTERSHAFT** BIG TWIN 1937-1984
A-36035-26	36035-26	each	BUSHING & CAP, COUNTERSHAFT, **LEFT SIDE** FORTY-FIVE 1929-1973
A-36038-26		each	BUSHING ONLY, **FOR CAP** COUNTERSHAFT, **LEFT SIDE** FORTY-FIVE 1929-1973
A-36042-41	36042-41	each	BUSHING, SIDE COVER, **COUNTERSHAFT** FORTY-FIVE 1941-1973
A-36857-36	36857-36	pk-5	BUSHING, FOOT SHIFTER BRACKET, BIG TWIN 1937-1984, FORTY-FIVE 1937-1973
A-37458-41	37458-41	each	BUSHING, CLUTCH GEAR, **MAINSHAFT** FORTY-FIVE 1941-1973, **MADE IN U.S.A.**
A-37458-52	37458-52	each	BUSHING, CLUTCH GEAR, **MAINSHAFT** SPORTSTER 1954-1985, **MADE IN U.S.A.**
A-40520-63	40520-63	pk-5	BUSHING, SHIFTER SHAFT, **OIL-LITE** SPORTSTER 1986-2005
A-44180-30	44180-30	each	BUSHING, FRONT BRAKE SIDE PLATE, FORTY-FIVE 1941-1952, **MADE IN U.S.A.**
A-44180-36	44180-36	each	BUSHING, FRONT BRAKE SIDE PLATE, BIG TWIN 1937-1948, SERVICE-CAR 1941-1952
A-45818-52	45818-52	each	BUSHING, FRONT FORK TUBE, SPORTSTER 1954-1972
A-45818-SET		set-4	BUSHINGS, FRONT FORK TUBE, **SET-4** SPORTSTER 1954-1972
A-45823-49	45823-49	each	BUSHINGS, LOWER FORK TUBE LEGS, (LONG), BIG TWIN 1949-1977
A-45824-49	45824-49	each	BUSHINGS, UPPER FORK TUBE LEGS, (SHORT), BIG TWIN 1949-1977
A-45824-SET		set-4	BUSHINGS, FORK TUBE LEGS, **UPPER AND LOWER** BIG TWIN 1949-1977
A-45972-48	45972-48	pair	BUSHINGS, FRONT FORK TUBES, **TAPER** BIG TWIN 1949-1977
A-47083-81A	* 47083-81A	each	BUSHING, REAR FORK SWING ARM PIVOT BOLT, SPORTSTER 1982-2003
A-47094-58	47094-58	each	BUSHING, SEAT POST IN FRAME, BIG TWIN 1958-1980
A-3113-29	47581-29	each	BUSHING, SEAT POST IN FRAME, FORTY-FIVE 1929-1973, V.L. 1930-1936
A-47583-36	47583-36	each	BUSHING, SEAT POST IN FRAME, BIG TWIN 1936-1957
A-47755-31	47755-31	pair	BUSHING, BRAKE CROSS SHAFT, **660 BRONZE** BIG TWIN 1937-1957
A-47757-52	47757-52	pair	BUSHING, BRAKE CROSS SHAFT, **OIL-LITE** SPORTSTER 1952-1977
A-60593-74	60593-74	pk-5	BUSHING, INNER PRIMARY COVER, **OIL-LITE** BIG TWIN 1974-1984

****EASTERN MOTORCYCLE PARTS****

****CAM BUSHING KITS****

****BIG TWIN/SPORTSTER/FORTY-FIVE****

****MASTER LISTING****



<u>EASTERN NUMBER</u>	<u>REPLACES OEM</u>	<u>DESCRIPTION</u>
15-0111	25575-37	BUSHING KIT, CAM & GEAR SHAFT, FORTY-FIVE 1937-1973 KIT INCL: (9) 275,(6) 6767, (4) 25601-37A, & (1each) 25586-37, 25588-37, 25590-37, 25593-37, 25595-37, 25785-30A
15-0113	25576-37	BUSHING KIT, CAM & GEAR SHAFT, BIG TWIN 1937-1948 KIT INCLUDES: (9) 275, (6) 6767, (4) 25599-37, (2) 25586-37, & (1each) 25588-37, 25590-37, 25591-37, 25785-30A
15-0117	25577-36	BUSHING KIT, CAM & GEAR SHAFT, BIG TWIN 1936-1953 KIT INCLUDES: (3) 275, (1) 25551-36, (1) 25581-36, (1) 25582-36, (1) 25597-36, (3) 25785-30A
15-0123	25577-54	BUSHING KIT, CAM & GEAR SHAFT, BIG TWIN 1954-1957 KIT INCLUDES: (3) 275, (1) 25550-36, (1) 25581-36, (1) 25582-54, (1) 25597-36, (3) 25785-30A
15-0127	25577-58	BUSHING KIT, CAM & GEAR SHAFT, BIG TWIN 1958-1969 KIT INCLUDES: (2) 275, (1) 9058, (1) 25550-57, (1) 25581-36, (1) 25582-54, (3) 25785-30A
15-0129	25577-70	BUSHING KIT, CAM & GEAR SHAFT, BIG TWIN 1970-1972 KIT INCLUDES: (2) 275, (1) 9058, (1) 25550-57, (1) 25581-70, (1) 25582-54
15-0131	25577-73	BUSHING KIT, CAM & GEAR SHAFT, BIG TWIN 1973-1992 KIT INCLUDES: (2) 275, (1) 9058, (1) 25550-57, (1) 25581-70, (1) 25582-73
15-0133	25577-93	BUSHING KIT, CAM & GEAR SHAFT, BIG TWIN 1993-1999, KIT INCLUDES: (2) 275, (1) 9058, (1) 25550-57, (1) 25581-70, (1) 25582-93
15-0143	25579-52	BUSHING KIT, CAM & GEAR SHAFT, SPORTSTER 1952-1956 KIT INC: (9) 271,(6) 6769, (4) 25601-37A, & (1each) 25586-37, 25588-37, 25593-52, 25595-37, 25595-52, 25785-30A
15-0145	25579-57	BUSHING KIT, CAM & GEAR SHAFT, SPORTSTER 1957-1977 KIT INCLUDES: (5) 275, (6) 6769, (4) 9057, (2) 25551-58, (3) 25586-37, (1) 25588-57, (2) 25597-57, (1) 25593-57
15-0149	25579-77	BUSHING KIT, CAM & GEAR SHAFT, SPORTSTER 1977-1985 KIT INCLUDES: (5) 275, (6) 6769, (4) 9057, (2) 25551-58, (3) 25586-37, (1) 25588-57, (2) 25597-57, (1) 25593-74
15-0153	25579-86	BUSHING KIT, CAM & GEAR SHAFT, SPORTSTER 1986-1990 KIT INCLUDES: (5) 275, (6) 6769, (4) 9057, (2) 25551-58, (3) 25586-37, (1) 25588-57, (1) 25593-74
15-0157		BUSHING KIT, CAM & GEAR SHAFT, SPORTSTER 1991-PRESENT KIT INCLUDES: (9) 275, (6) 6769, (1) 6773, (1) 6775, (3) 25586-37, (1) 25588-91, (1) 25593-74, (4) 25598-91
15-0220		BUSHING KIT, WITH GASKET, **4-SPEED TRANS** BIG TWIN 1952-1976

****EASTERN MOTORCYCLE PARTS****

****CASE BUSHINGS****

****BIG TWIN/SPORTSTER/FORTY-FIVE****

****MASTER LISTING****



****ALL CASE BUSHINGS ARE MADE IN THE U.S.A. BY EASTERN****

****ALL BUSHINGS ARE SOLD EACH****

<u>EASTERN NUMBER</u>	<u>REPLACES OEM</u>	<u>DESCRIPTION</u>
A-413-15	413-15	CASE BUSHING, **RIGHT SIDE** (BRONZE) BIG TWIN 1915-1929
A-413-36	413-36	CASE BUSHING, **RIGHT SIDE** (STD) **SIDE VALVE** BIG TWIN 1936-1939
A-413-36B	413-36B	CASE BUSHING, **RIGHT SIDE** (.002) **SIDE VALVE** BIG TWIN 1936-1939
A-413-36C	413-36C	CASE BUSHING, **RIGHT SIDE** (.005) **SIDE VALVE** BIG TWIN 1936-1939
A-413-36D		CASE BUSHING, **RIGHT SIDE** (.010) **SIDE VALVE** BIG TWIN 1936-1939
A-413-36E		CASE BUSHING, **RIGHT SIDE** (.015) **SIDE VALVE** BIG TWIN 1936-1939
A-416-17	* 416-17	CASE BUSHING, **LEFT SIDE** (STD) **61 & 74** TWINS 1917-1924 **EASTERNS**
A-416-17B	* 416-17	CASE BUSHING, **LEFT SIDE** (.002) **61 & 74** TWINS 1917-1924 **EASTERNS**
A-416-17C	* 416-17	CASE BUSHING, **LEFT SIDE** (.005) **61 & 74** TWINS 1917-1924 **EASTERNS**
A-416-25	* 416-25	CASE BUSHING, **LEFT SIDE** (STD) **61 & 74** TWINS 1925-1929 **EASTERNS**
A-416-25B	* 416-25	CASE BUSHING, **LEFT SIDE** (.002) **61 & 74** TWINS 1925-1929 **EASTERNS**
A-416-25B	* 416-25	CASE BUSHING, **LEFT SIDE** (.005) **61 & 74** TWINS 1925-1929 **EASTERNS**
A-416-30	416-30	CASE BUSHING, **LEFT SIDE** (STD) **SIDE VALVE** BIG TWIN 1930-1936
A-416-30B	416-30B	CASE BUSHING, **LEFT SIDE** (.002) **SIDE VALVE** BIG TWIN 1930-1936
A-416-30C	416-30C	CASE BUSHING, **LEFT SIDE** (.005) **SIDE VALVE** BIG TWIN 1930-1936
A-416-30D	416-30D	CASE BUSHING, **LEFT SIDE** (.010) **SIDE VALVE** BIG TWIN 1930-1936
A-416-36	416-36	CASE BUSHING, **LEFT SIDE** (STD) **SIDE VALVE** BIG TWIN 1936-1939
A-416-36B	416-36B	CASE BUSHING, **LEFT SIDE** (.002) **SIDE VALVE** BIG TWIN 1936-1939
A-416-36C	416-36C	CASE BUSHING, **LEFT SIDE** (.005) **SIDE VALVE** BIG TWIN 1936-1939
A-416-36D		CASE BUSHING, **LEFT SIDE** (.010) **SIDE VALVE** BIG TWIN 1936-1939
A-416-37	416-37	CASE BUSHING, **LEFT SIDE** (STD) **FLATHEAD** FORTY-FIVE 1937-1938
A-416-37B	416-37	CASE BUSHING, **LEFT SIDE** (.002) **FLATHEAD** FORTY-FIVE 1937-1938
A-416-37C	416-37	CASE BUSHING, **LEFT SIDE** (.005) **FLATHEAD** FORTY-FIVE 1937-1938
A-416-37D	416-37	CASE BUSHING, **LEFT SIDE** (.010) **FLATHEAD** FORTY-FIVE 1937-1938

****CONTINUED NEXT PAGE****

5120 HILDA ROAD* BLACKVILLE, S.C. 29817* 803-284-3304

****EASTERN MOTORCYCLE PARTS****

****CASE BUSHINGS****

****BIG TWIN/SPORTSTER/FORTY-FIVE****

****MASTER LISTING****

<u>EASTERN NUMBER</u>	<u>REPLACES OEM</u>	<u>DESCRIPTION</u>
A-24585-39	24585-39	CASE BUSHING, **RIGHT SIDE** (STD) FORTY-FIVE 1939-1973
A-24586-39	24586-39	CASE BUSHING, **RIGHT SIDE** (.002) FORTY-FIVE 1939-1973
A-24587-39	24587-39	CASE BUSHING, **RIGHT SIDE** (.005) FORTY-FIVE 1939-1973
A-24588-39		CASE BUSHING, **RIGHT SIDE** (.010) FORTY-FIVE 1939-1973
A-24585-52	24585-52	CASE BUSHING, **RIGHT SIDE** (STD) **K-MODEL** SPORTSTER 1952-1953
A-24585-53A		CASE BUSHING, **RIGHT SIDE** (.002) **K-MODEL** SPORTSTER 1952-1953
A-24585-54A		CASE BUSHING, **RIGHT SIDE** (.005) **K-MODEL** SPORTSTER 1952-1953
A-24585-55A		CASE BUSHING, **RIGHT SIDE** (.010) **K-MODEL** SPORTSTER 1952-1953
A-24585-57	24585-57	CASE BUSHING, **RIGHT SIDE** (STD) SPORTSTER 1957-1976
A-24585-78		CASE BUSHING, **RIGHT SIDE** (.002) SPORTSTER 1957-1976
A-24585-79		CASE BUSHING, **RIGHT SIDE** (.005) SPORTSTER 1957-1976
A-24585-80		CASE BUSHING, **RIGHT SIDE** (.010) SPORTSTER 1957-1976
A-24595-40	24595-40	CASE BUSHING, **RIGHT SIDE** (STD) BIG TWIN 1940-1948
A-24596-40	24596-40	CASE BUSHING, **RIGHT SIDE** (.002) BIG TWIN 1940-1948
A-24597-40	24597-40	CASE BUSHING, **RIGHT SIDE** (.005) BIG TWIN 1940-1948
A-24598-40		CASE BUSHING, **RIGHT SIDE** (.010) BIG TWIN 1940-1948
A-24598-40B		CASE BUSHING, **RIGHT SIDE** (.015) BIG TWIN 1940-1948
A-24599-40	24599-40	CASE BUSHING, **RIGHT SIDE** (STD) BIG TWIN 1940-1954
A-24599-55	24599-55	CASE BUSHING, **RIGHT SIDE** (STD) BIG TWIN 1955-1957
A-24599-58		CASE BUSHING, **RIGHT SIDE** (STD) BIG TWIN 1958-1992
A-24599-58B	24599-58B	CASE BUSHING, **RIGHT SIDE** (STD) BIG TWIN 1958-1999 **LATE STYLE**
A-24600-40	24600-40	CASE BUSHING, **RIGHT SIDE** (.002) BIG TWIN 1940-1954
A-24600-55	24600-55	CASE BUSHING, **RIGHT SIDE** (.002) BIG TWIN 1955-1957
A-24600-58		CASE BUSHING, **RIGHT SIDE** (.002) BIG TWIN 1958-1992
A-24600-58B	24600-58B	CASE BUSHING, **RIGHT SIDE** (.002) BIG TWIN 1958-1999 **LATE STYLE**
A-24601-40	24601-40	CASE BUSHING, **RIGHT SIDE** (.005) BIG TWIN 1940-1954
A-24601-55	24601-55	CASE BUSHING, **RIGHT SIDE** (.005) BIG TWIN 1955-1957
A-24601-58		CASE BUSHING, **RIGHT SIDE** (.005) BIG TWIN 1958-1992
A-24601-58B	24601-58B	CASE BUSHING, **RIGHT SIDE** (.005) BIG TWIN 1958-1999 **LATE STYLE**
A-24601-78		CASE BUSHING, **RIGHT SIDE** (.010) BIG TWIN 1940-1954
A-24601-79		CASE BUSHING, **RIGHT SIDE** (.015) BIG TWIN 1940-1954
A-24601-80		CASE BUSHING, **RIGHT SIDE** (.020) BIG TWIN 1940-1954
A-24601-81		CASE BUSHING, **RIGHT SIDE** (.025) BIG TWIN 1940-1954
A-24601-82	*	CASE BUSHING, **RIGHT SIDE** (.030) BIG TWIN 1940-1954
A-24601-83	*	CASE BUSHING, **RIGHT SIDE** (.035) BIG TWIN 1940-1954
A-24601-83C	*	CASE BUSHING, **RIGHT SIDE** (.040) BIG TWIN 1940-1954
A-24601-84		CASE BUSHING, **RIGHT SIDE** (.010) BIG TWIN 1955-1957
A-24601-85		CASE BUSHING, **RIGHT SIDE** (.015) BIG TWIN 1955-1957
A-24602-58		CASE BUSHING, **RIGHT SIDE** (.010) BIG TWIN 1958-1992
A-24602-58B	24602-58B	CASE BUSHING, **RIGHT SIDE** (.010) BIG TWIN 1958-1999 **LATE STYLE**
A-24602-85		CASE BUSHING, **RIGHT SIDE** (.015) BIG TWIN 1958-1992
A-24602-85B		CASE BUSHING, **RIGHT SIDE** (.015) BIG TWIN 1958-1999 **LATE STYLE**
A-24602-87		CASE BUSHING, **RIGHT SIDE** (.020) BIG TWIN 1958-1992

****CONTINUED ON NEXT PAGE****

****EASTERN MOTORCYCLE PARTS****

****CASE BUSHINGS****

****BIG TWIN/SPORTSTER/FORTY-FIVE****

****MASTER LISTING****



<u>EASTERN NUMBER</u>	<u>REPLACES OEM</u>	<u>DESCRIPTION</u>
A-24602-87B		CASE BUSHING, **RIGHT SIDE** (.020) BIG TWIN 1958-1999 **LATE STYLE**
A-24602-89		CASE BUSHING, **RIGHT SIDE** (.025) BIG TWIN 1958-1992
A-24602-89B		CASE BUSHING, **RIGHT SIDE** (.025) BIG TWIN 1958-1999 **LATE STYLE**
A-24602-91		CASE BUSHING, **RIGHT SIDE** (.031) BIG TWIN 1958-1992
A-24602-91B		CASE BUSHING, **RIGHT SIDE** (.030) BIG TWIN 1958-1999 **LATE STYLE**
A-24602-92		CASE BUSHING, **RIGHT SIDE** (.035) BIG TWIN 1958-1992
A-24602-93		CASE BUSHING, **RIGHT SIDE** (.040) BIG TWIN 1958-1992
A-24610-39	24610-39	CASE BUSHING, **LEFT SIDE** (STD) FORTY-FIVE 1939-1973
A-24611-39	24611-39	CASE BUSHING, **LEFT SIDE** (.002) FORTY-FIVE 1939-1973
A-24612-39	24612-39	CASE BUSHING, **LEFT SIDE** (.005) FORTY-FIVE 1939-1973
A-24613-39	*	CASE BUSHING, **LEFT SIDE** (.010) FORTY-FIVE 1939-1973
A-24621-40	24621-40	CASE BUSHING, **LEFT SIDE** (STD) BIG TWIN 1940-1954
A-24622-40	24622-40	CASE BUSHING, **LEFT SIDE** (.002) BIG TWIN 1940-1954
A-24623-40	24623-40	CASE BUSHING, **LEFT SIDE** (.005) BIG TWIN 1940-1954
A-24623-78		CASE BUSHING, **LEFT SIDE** (.010) BIG TWIN 1940-1954
A-24623-79		CASE BUSHING, **LEFT SIDE** (.015) BIG TWIN 1940-1954
A-24623-80		CASE BUSHING, **LEFT SIDE** (.020) BIG TWIN 1940-1954
A-24623-81		CASE BUSHING, **LEFT SIDE** (.025) BIG TWIN 1940-1954
A-24623-82	*	CASE BUSHING, **LEFT SIDE** (.030) BIG TWIN 1940-1954
A-24623-83	*	CASE BUSHING, **LEFT SIDE** (.035) BIG TWIN 1940-1954
A-24623-84	*	CASE BUSHING, **LEFT SIDE** (.040) BIG TWIN 1940-1954

****EASTERN MOTORCYCLE PARTS****

****CONNECTING RODS****

****BIG TWIN-SPORTSTER****



**ALL EASTERNS RODS ARE HONED AND FITTED AND
COME WITH STANDARD ROLLERS READY TO INSTALL
ALL ROD ASSEMBLIES ARE MADE IN JAPAN**

<u>EASTERN NUMBER</u>	<u>REPLACES OEM</u>	<u>DESCRIPTION</u>
E-2030	24275-32	ROD ASSEMBLY, COMPLETE, FORTY-FIVE 1932-1973 (SET INCLUDES:) BUSHINGS, ROD RACES, CAGES, ROLLERS, CRANK PIN & NUTS
E-2004	24275-57	ROD ASSEMBLY, SPORTSTER 1957-1981 (SET INCLUDES:) BUSHINGS, ROD RACES, CAGES, ROLLERS, CRANK PIN & NUTS
E-2019	24275-80A	ROD ASSEMBLY, SPORTSTER 1981-1985 (SET INCLUDES:) BUSHINGS, ROD RACES, CAGES, ROLLERS, CRANK PIN & NUTS
E-2020	24275-86A	ROD ASSEMBLY, SPORTSTER 1986-2003 (SET INCLUDES:) BUSHINGS, ROD RACES, CAGES, ROLLERS, CRANK PIN & NUTS
E-2006	24277-36	ROD ASSEMBLY, BIG TWIN 1936-1952 (SET INCLUDES:) BUSHINGS, ROD RACES, CAGES, ROLLERS, CRANK PIN & NUTS
E-2035	* 24279-37	ROD BLANKS, **U.L.-SIDE VALVE** BIG TWIN 1937-1948 (INCLUDES:) WRIST PIN BUSHINGS & ROD RACES
E-2005	24281-41A	ROD ASSEMBLY, BIG TWIN 1941-1973 (SET INCLUDES:) BUSHINGS, ROD RACES, CAGES, ROLLERS, CRANK PIN & NUTS
E-2012	24281-74A	ROD ASSEMBLY, BIG TWIN 1974-E/1981 (SET INCLUDES:) BUSHINGS, ROD RACES, CAGES, ROLLERS, CRANK PIN & NUTS
E-2015	24281-74A	ROD ASSEMBLY **HEAVY DUTY** BIG TWIN 1941-1981
E-2013	24281-80	ROD ASSEMBLY, BIG TWIN L/1981-E/1983 (SET INCLUDES:) BUSHINGS, ROD RACES, CAGES, ROLLERS, CRANK PIN & NUTS
E-2014	24281-83	ROD ASSEMBLY, **EVOLUTION** , BIG TWIN E/1983-1999
E-2000	24341-52A 24352-52A	ROD RACES, (SET OF 3) SPORTSTER 1957-1999 **MADE IN U.S.A.**
E-2001	24345-36A 24356-36A	ROD RACES, (SET OF 3) BIG TWIN 1936-1999 **MADE IN U.S.A.**
E-2003	24340-29 24351-29	ROD RACES, (SET OF 3) FORTY-FIVE 1929-1973 **MADE IN U.S.A.**

****EASTERN MOTORCYCLE PARTS****

****ROLLER BEARINGS AND CAGES****

****CONNECTING RODS****

****BIG TWIN-SPORTSTER****

****FORTY-FIVE****



****CONNECTING ROD ROLLERS SOLD IN SETS ONLY****

<u>EASTERN NUMBER</u>	<u>REPLACES OEM</u>	<u>DESCRIPTION</u>
A-24346-87A	24346-87A	BEARING SET, **WITH (STD) BEARINGS** , CONNECTING RODS, BIG TWIN 1986-1999
A-24354-87A	24354-87A	BEARING SET, **WITH (STD) BEARINGS** , CONNECTING RODS, SPORTSTER 1986-'99
A-24366-51	24366-51	ROD CAGES, **ONLY** , **STEEL** BIG TWIN 1936-1986
A-24370-52A	24370-52A	ROD CAGES, **WITH (STD) BEARINGS** (IMPORTED) SPORTSTER 1952-1986
A-24370-94		ROD CAGES, **ONLY** **BILLET ALUMINUM** SPORTSTER 1952-1986
A-24370-95		ROD CAGES, **WITH (STD) BEARINGS** , **BILLET ALUMINUM** SPORT. 1952-1986
A-24385-40B	24385-40B	ROD CAGES, **WITH (STD) BEARINGS** (IMPORTED) BIG TWIN 1936-1986
A-24385-80A		ROD CAGES, **ONLY** (IMPORTED) BIG TWIN 1936-1986

****ROLLERS ONLY****

****BIG TWIN 1941-1972****(SET OF 18&36)

<u>EASTERN NUMBER</u>	<u>SIZE</u>	<u>REPLACES OEM</u>
B-74-1-RS	STD	9101A/9171A
B-74-2-RS	.0002	9102A/9172A
B-74-3-RS	.0004	9103A/9173A
B-74-4-RS	.0006	9104A/9174A
B-74-5-RS	.0008	9105A/9175A
B-74-6-RS	.001	9106A/9176A
B-74-7-RS	.002	
B-74-8-RS	.003	

****ROLLERS ONLY****

****BIG TWIN 1973-1986****(SET OF 17&34)

<u>EASTERN NUMBER</u>	<u>SIZE</u>	<u>REPLACES OEM</u>
B-LATE-1-RS	STD	9441A/9186
B-LATE-2-RS	.0002	9442A/9180
B-LATE-3-RS	.0004	9443A/9181
B-LATE-4-RS	.0006	9444A/9182
B-LATE-5-RS	.0008	9445A/9183
B-LATE-6-RS	.001	9446A/9184
B-LATE-7-RS	.002	9450A/9185
B-LATE-8-RS	.003	

****CONTINUED ON NEXT PAGE****

5120 HILDA ROAD* BLACKVILLE, S.C. 29817* 803-284-3304

****EASTERN MOTORCYCLE PARTS****

****ROLLER BEARINGS AND CAGES****

****CONNECTING RODS****

****BIG TWIN-SPORTSTER****

****FORTY-FIVE****



A-24346-87A



B-LATE-1-RS



B-SP-1-RS



A-24385-40B

****CONNECTING ROD ROLLERS SOLD IN SETS ONLY****

****ROLLERS ONLY****

****SPORTSTER 1954-1986** (SET-17&34)**

<u>EASTERN</u>		<u>REPLACES</u>
<u>NUMBER</u>	<u>SIZE</u>	<u>OEM</u>
B-SP-1-RS	STD	9441A/9150A
B-SP-2-RS	.0002	9442A/9152A
B-SP-3-RS	.0004	9443A/9154A
B-SP-4-RS	.0006	9444A/9156A
B-SP-5-RS	.0008	9445A/9158A
B-SP-6-RS	.001	9446A/9160A
B-SP-7-RS	.002	9417/9418
B-SP-8-RS	.003	
B-SP-9-RS	.0015	

****ROLLERS ONLY****

****FORTY-FIVE 1929-1973** (SET OF 12&24)**

<u>EASTERN</u>		<u>REPLACES</u>
<u>NUMBER</u>	<u>SIZE</u>	<u>OEM</u>
B-45-1-RS	STD	9241/9301
B-45-2-RS	.0002	9242/9302
B-45-3-RS	.0004	9243/9303
B-45-4-RS	.0006	9244/9304
B-45-5-RS	.0008	9245/9305
B-45-6-RS	.001	9246/9306

****ROLLERS ONLY****

****BIG TWIN 1986-1996 ** (SET-16&32)**

<u>EASTERN</u>		<u>REPLACES</u>
<u>NUMBER</u>	<u>SIZE</u>	<u>OEM</u>
B-EV-1	STD	9101A/9186
B-EV-2	.0002	9102A/9180
B-EV-3	.0004	9103A/9181
B-EV-4	.0006	9104A/9182
B-EV-5	.0008	9105A/9183
B-EV-6	.001	9106A/9184
B-EV-7	.002	
B-EV-8	.003	

****ROLLERS ONLY****


****SPORTSTER 1986-PRESENT** (SET-16&32)**

<u>EASTERN</u>		<u>REPLACES</u>
<u>NUMBER</u>	<u>SIZE</u>	<u>OEM</u>
B-EV-11	STD	9101A/9150A
B-EV-12	.0002	9102A/9152A
B-EV-13	.0004	9103A/9154A
B-EV-14	.0006	9104A/9156A
B-EV-15	.0008	9105A/9158A
B-EV-16	.001	9106A/9160A
B-EV-17	.002	
B-EV-18	.003	

****EASTERN MOTORCYCLE PARTS****

****ROLLER BEARINGS****

****BIG TWIN/SPORTSTER/FORTY-FIVE****



<u>EASTERN NUMBER</u>	<u>REPLACES OEM</u>	<u>DESCRIPTION</u>
A-9075-24	9075 pk-24	ROLLER BEARINGS, COUNTERSHAFT (STD) FORTY-FIVE 1935-1973
A-9076-24	9076 pk-24	ROLLER BEARINGS, COUNTERSHAFT (.0004) FORTY-FIVE 1935-1973
A-9077-24	9077 pk-24	ROLLER BEARINGS, COUNTERSHAFT (.0008) FORTY-FIVE 1935-1973
A-9080-108	set-108	ROLLERS, MAINSHAFT, COUNTERSHAFT & MAIN DRIVE GEAR, (STD) F-F 1935-1973 SET INCLUDES: (24) 9075-24, (44) 9084-44, (40) 9090-40
A-9081-108	set-108	ROLLERS, MAINSHAFT, COUNTERSHAFT & MAIN DRIVE GEAR, (.0004) F-F 1935-1973 SET INCLUDES: (24) 9075-24, (44) 9084-44, (40) 9090-40
A-9082-108	set-108	ROLLERS, MAINSHAFT, COUNTERSHAFT & MAIN DRIVE GEAR, (.0008) F-F 1935-1973 SET INCLUDES: (24) 9075-24, (44) 9084-44, (40) 9090-40
A-9084-44	9084 pk-44	ROLLER BEARINGS, MAIN DRIVE GEAR (STD) FORTY-FIVE 1937-1973
A-9085-44	9085 pk-44	ROLLER BEARINGS, MAIN DRIVE GEAR (.0004) FORTY-FIVE 1937-1973
A-9086-44	9086 pk-44	ROLLER BEARINGS, MAIN DRIVE GEAR (.0008) FORTY-FIVE 1937-1973
A-9087-44	pk-44	ROLLER BEARINGS, MAIN DRIVE GEAR (.001) FORTY-FIVE 1937-1973
A-9084-88	9084 pk-88	ROLLER BEARINGS, MAINSHAFT & COUNTERSHAFT (STD) BIG TWIN 1937-1977
A-9085-88	9085 pk-88	ROLLER BEARINGS, MAINSHAFT & COUNTERSHAFT (.0004) BIG TWIN 1937-1977
A-9086-88	9086 pk-88	ROLLER BEARINGS, MAINSHAFT & COUNTERSHAFT (.0008) BIG TWIN 1937-1977
A-9087-88	9087 pk-88	ROLLER BEARINGS, MAINSHAFT & COUNTERSHAFT (.001) BIG TWIN 1937-1977
A-9090-40	9090 pk-40	ROLLER BEARINGS, MAINSHAFT & COUNTERSHAFT (STD) FORTY-FIVE 1935-1973
A-9091-40	9091 pk-40	ROLLER BEARINGS, MAINSHAFT & COUNTERSHAFT (.0004) FORTY-FIVE 1935-1973
A-9092-40	9092 pk-40	ROLLER BEARINGS, MAINSHAFT & COUNTERSHAFT (.0008) FORTY-FIVE 1935-1973
A-9095-23	9095 pk-23	ROLLER BEARINGS, MAINSHAFT BUSHING, (STD) SPORTSTER 1954-1984
A-9096-23	9096 pk-23	ROLLER BEARINGS, MAINSHAFT BUSHING, (.0004) SPORTSTER 1954-1984
A-9097-23	9097 pk-23	ROLLER BEARINGS, MAINSHAFT BUSHING, (.0008) SPORTSTER 1954-1984
A-9220-24	9220 pk-24	BEARINGS, CASE BUSHING **LEFT SIDE** (STD) BIG TWIN 1930-1957, S/V 1937-1948
A-9220-26	9220 pk-26	BEARINGS, CASE BUSHING & WHEEL HUBS (STD) BIG TWIN 1987-1993, B/T 1936-1966
A-9220-28	9220 pk-28	BEARINGS, CASE BUSHING **RIGHT SIDE** (STD) BIG TWIN 1958-1986

****CONTINUED ON NEXT PAGE****

5120 HILDA ROAD* BLACKVILLE, S.C. 29817* 803-284-3304

Pg 118

****EASTERN MOTORCYCLE PARTS****

****ROLLER BEARINGS****

****BIG TWIN/SPORTSTER/FORTY-FIVE****


EASTERN NUMBER	REPLACES OEM	DESCRIPTION
A-9221-24	9221 pk-24	BEARINGS, CASE BUSHING **LEFT SIDE** (.0002) BIG TWIN 1930-1957, S/V 1937-1948
A-9221-26	9221 pk-26	BEARINGS, CASE BUSHING & WHEEL HUBS (.0002) BIG TWIN 1987-1993, B/T 1936-1966
A-9221-28	9221 pk-28	BEARINGS, CASE BUSHING **RIGHT SIDE** (.0002) BIG TWIN 1958-1986
A-9222-24	9222 pk-24	BEARINGS, CASE BUSHING **LEFT SIDE** (.0004) BIG TWIN 1930-1957, S/V 1937-1948
A-9222-26	9222 pk-26	BEARINGS, CASE BUSHING & WHEEL HUBS (.0004) BIG TWIN 1987-1993, B/T 1936-1966
A-9222-28	9222 pk-28	BEARINGS, CASE BUSHING **RIGHT SIDE** (.0004) BIG TWIN 1958-1986
A-9223-24	9223 pk-24	BEARINGS, CASE BUSHING **LEFT SIDE** (.0006) BIG TWIN 1930-1957, S/V 1937-1948
A-9223-26	9223 pk-26	BEARINGS, CASE BUSHING & WHEEL HUBS (.0006) BIG TWIN 1987-1993, B/T 1936-'66
A-9223-28	9223 pk-28	BEARINGS, CASE BUSHING **RIGHT SIDE** (.0006) BIG TWIN 1958-1986
A-9224-24	9224 pk-24	BEARINGS, CASE BUSHING **LEFT SIDE** (.0008) BIG TWIN 1930-1957, S/V 1937-1948
A-9224-26	9224 pk-26	BEARINGS, CASE BUSHING & WHEEL HUBS (.0008) BIG TWIN 1987-1993, B/T 1936-1966
A-9224-28	9224 pk-28	BEARINGS, CASE BUSHING **RIGHT SIDE** (.0008) BIG TWIN 1958-1986
A-9225-24	9225 pk-24	BEARINGS, CASE BUSHING **LEFT SIDE** (.001) BIG TWIN 1930-1957, S/V 1937-1948
A-9225-26	9225 pk-26	BEARINGS, CASE BUSHING & WHEEL HUBS (.001) BIG TWIN 1987-1993, B/T 1936-1966
A-9225-28	9225 pk-28	BEARINGS, CASE BUSHING **RIGHT SIDE** (.001) BIG TWIN 1958-1986
A-9226-24	pk-24	BEARINGS, CASE BUSHING **LEFT SIDE** (.002) BIG TWIN 1930-1957, S/V 1937-1948
A-9226-26	pk-26	BEARINGS, CASE BUSHING & WHEEL HUBS (.002) BIG TWIN 1987-1993, B/T 1936-1966
A-9226-28	pk-28	BEARINGS, CASE BUSHING **RIGHT SIDE** (.002) BIG TWIN 1958-1986
A-9241-12	9241 pk-12	BEARINGS, CASE BUSHING **RIGHT SIDE** (STD) FORTY-FIVE 1937-1973
A-9242-12	9242 pk-12	BEARINGS, CASE BUSHING **RIGHT SIDE** (.0002) FORTY-FIVE 1937-1973
A-9243-12	9243 pk-12	BEARINGS, CASE BUSHING **RIGHT SIDE** (.0004) FORTY-FIVE 1937-1973
A-9244-12	9244 pk-12	BEARINGS, CASE BUSHING **RIGHT SIDE** (.0006) FORTY-FIVE 1937-1973
A-9245-12	9245 pk-12	BEARINGS, CASE BUSHING **RIGHT SIDE** (.0008) FORTY-FIVE 1937-1973
A-9246-12	9246 pk-12	BEARINGS, CASE BUSHING **RIGHT SIDE** (.001) FORTY-FIVE 1937-1973
A-9261-12	9261 pk-12	BEARINGS, CASE BUSHING **RIGHT SIDE** (STD) BIG TWIN 1937-1954, S/V 1937-1948
A-9262-12	9262 pk-12	BEARINGS, CASE BUSHING **RIGHT SIDE** (.0002) BIG TWIN 1937-1954, S/V 1937-1948
A-9263-12	9263 pk-12	BEARINGS, CASE BUSHING **RIGHT SIDE** (.0004) BIG TWIN 1937-1954, S/V 1937-1948
A-9264-12	9264 pk-12	BEARINGS, CASE BUSHING **RIGHT SIDE** (.0006) BIG TWIN 1937-1954, S/V 1937-1948
A-9265-12	9265 pk-12	BEARINGS, CASE BUSHING **RIGHT SIDE** (.0008) BIG TWIN 1937-1954, S/V 1937-1948
A-9266-12	9266 pk-12	BEARINGS, CASE BUSHING **RIGHT SIDE** (.001) BIG TWIN 1937-1954, S/V 1937-1948
A-9281-12	9281 pk-12	BEARINGS, CASE BUSHING **LEFT SIDE** (STD) BIG TWIN 1A-921-1936 **J-MODEL**
A-9284-12	9284 pk-12	BEARINGS, CASE BUSHING **LEFT SIDE** (.0006) BIG TWIN 1921-1936 **J-MODEL**
A-9286-12	9286 pk-12	BEARINGS, CASE BUSHING **LEFT SIDE** (.001) BIG TWIN 1A-921-1936 **J-MODEL**
A-9287-12	9287 pk-12	BEARINGS, CASE BUSHING **LEFT SIDE** (.002) BIG TWIN 1921-1936 **J-MODEL**
A-9321-24	9321 pk-24	BEARINGS, CASE BUSHING **LEFT SIDE** (STD) FORTY-FIVE 1A-929-1973
A-9322-24	9322 pk-24	BEARINGS, CASE BUSHING **LEFT SIDE** (.0002) FORTY-FIVE 1929-1973
A-9323-24	9323 pk-24	BEARINGS, CASE BUSHING **LEFT SIDE** (.0004) FORTY-FIVE 1929-1973
A-9324-24	9324 pk-24	BEARINGS, CASE BUSHING **LEFT SIDE** (.0006) FORTY-FIVE 1929-1973
A-9325-24	9325 pk-24	BEARINGS, CASE BUSHING **LEFT SIDE** (.0008) FORTY-FIVE 1929-1973
A-9326-24	9326 pk-24	BEARINGS, CASE BUSHING **LEFT SIDE** (.001) FORTY-FIVE 1929-1973
A-9421-13	9421 pk-13	BEARINGS, CASE BUSHING **RIGHT SIDE** (STD) BIG TWIN 1955-1957, SP. 1957-1976
A-9422-13	9422 pk-13	BEARINGS, CASE BUSHING **RIGHT SIDE** (.0002) BIG TWIN 1955-1957, SP. 1957-1976
A-9423-13	9423 pk-13	BEARINGS, CASE BUSHING **RIGHT SIDE** (.0004) BIG TWIN 1955-1957, SP. 1957-1976
A-9424-13	9424 pk-13	BEARINGS, CASE BUSHING **RIGHT SIDE** (.0006) BIG TWIN 1955-1957, SP. 1957-1976
A-9425-13	9425 pk-13	BEARINGS, CASE BUSHING **RIGHT SIDE** (.0008) BIG TWIN 1955-1957, SP. 1957-1976
A-9426-13	9426 pk-13	BEARINGS, CASE BUSHING **RIGHT SIDE** (.001) BIG TWIN 1955-1957, SP. 1957-1976
A-9540-A	9540 pk-20	ROLLER BEARINGS, CLUTCH HUB (STD) BIG TWIN 1937-1984
A-9541-A	9541 pk-20	ROLLER BEARINGS, CLUTCH HUB (.0004) BIG TWIN 1937-1984
A-9542-A	9542 pk-20	ROLLER BEARINGS, CLUTCH HUB (.0008) BIG TWIN 1937-1984

****EASTERN MOTORCYCLE PARTS****

****PINION SHAFTS AND NUTS****

****BIG TWIN-SPORTSTER****

****FORTY-FIVE****



****CONTINUED ON NEXT PAGE****

5120 HILDA ROAD* BLACKVILLE, S.C. 29817* 803-284-3304

Pg 120

****EASTERN MOTORCYCLE PARTS****

****PINION SHAFTS AND NUTS****

****BIG TWIN-SPORTSTER****

****FORTY-FIVE****

EASTERN NUMBER	REPLACES OEM		DESCRIPTION
A-355-10	355-10	each	PINION SHAFT, **BD MODELS** BIG TWIN 1910-1912 **EASTERNS**
A-355-13	355-13	each	PINION SHAFT, **9-E MODELS** TWINS 1913-1914 **EASTERNS**
A-355-15	355-15	each	PINION SHAFT, **JD MODELS** BIG TWIN 1915-1929 **EASTERNS**
A-355-16	355-16	each	NUT, PINION SHAFT, **VL MODELS** **L/HAND THREAD** BIG TWIN 1930-1935
A-355-28	355-28	each	PINION SHAFT, **JDH MODELS** BIG TWIN 1924-1929 **EASTERNS**
A-355-29	355-29	each	PINION SHAFT, **RL MODELS** FORTY-FIVE 1929-1936 **EASTERNS**
A-355-30	355-30	each	PINION SHAFT, **VL MODELS** **L/HAND THREAD** BIG TWIN 1930-1935 **EASTERNS**
A-364-30 *	364-30	pk-5	PINION SHAFT NUTS, (VL MODELS) BIG TWIN 1930-1936 **EASTERNS**
A-2660	2660	pk-25	SCREWS, PINION SHAFTS / FLYWHEELS **10-24 X 3/8** , B/T 1936-1978 , SP. 1952-1978
A-7913	7913	pk-5	NUT, PINION GEAR SHAFT END, SPORTSTER 1986-1990
A-7916A	7916A	pk-5	NUT, PINION GEAR SHAFT END, BIG TWIN 1993-1999, SPORTSTER 1991-PRES.
A-7974	7974	pk-5	NUT, PINION SHAFT, **LOWER END** FORTY-FIVE 1929-1973
A-8011	8011	pk-5	NUT, PINION GEAR SHAFT, SPORTSTER 1954-1981
A-23902-81	23902-81	pair	NUT, PINION & SPROCKET SHAFT **3/4" X 20 THREAD** , SPORTSTER L/1981-1985
A-23928-87	23928-87	each	PINION SHAFT BEARING RACE, BIG TWIN 1987-1999
A-24005-37	24005-37	each	PINION SHAFT, FLATHEAD, FORTY-FIVE 1937-1973, **EASTERNS**
A-24005-52	24005-52	each	PINION SHAFT, **K-MODEL** SPORTSTER 1952-1953, **EASTERNS**
A-24005-52R	24005-52R	each	PINION SHAFT, **WR & KR MODELS** SPORTSTER (ALL MODELS) **EASTERNS**
A-24005-54	24005-54	each	PINION SHAFT, **K-MODEL** SPORTSTER 1954-1956, **EASTERNS**
A-24005-57	24005-57	each	PINION SHAFT, SPORTSTER 1957-1976, **EASTERNS**
A-24005-67R	24005-67R	each	PINION SHAFT, **KR & XLR MODELS** SPORTSTER (ALL YEARS) **EASTERNS**
A-24005-80	24005-80	each	PINION SHAFT, SPORTSTER L/1981-1985, **EASTERNS**
A-24006-37	24006-37	each	PINION SHAFT , 74 & 80" FLATHEAD, BIG TWIN 1937-1948, **EASTERNS**
A-24006-39	24006-39	each	PINION SHAFT, BIG TWIN 1939-1954, **EASTERNS**
	24007-39		
A-24006-54A	24006-54A	each	PINION SHAFT, BIG TWIN 1955-1957, **EASTERNS**
A-24006-58	24006-58	each	PINION SHAFT, BIG TWIN 1958-1972, **EASTERNS**
A-24006-73	24006-73	each	PINION SHAFT, BIG TWIN 1973-E/1981, **EASTERNS**
A-24006-80	24006-80	each	PINION SHAFT, BIG TWIN L/1981-E/1983, **EASTERNS**
A-24006-83	24006-83	each	PINION SHAFT, BIG TWIN L/1983-1986, **EASTERNS**
A-24006-87	24006-87	each	PINION SHAFT, BIG TWIN 1987-1988, **EASTERNS**
A-24006-90	24006-90	each	PINION SHAFT, BIG TWIN 1993-1999, **EASTERNS**
A-24007-69R	24007-69R	each	PINION SHAFT, SPORTSTER XR-750 **EASTERNS**
A-24008-75	24008-75	each	PINION SHAFT, SPORTSTER 1977-E/1981, **EASTERNS**
A-24009-77		each	BEARING RACE FOR PINION SHAFT, (PART #24008-75) SPORTSTER 1977-1985
A-24015-36	24015-36	pk-10	LOCK PLATES, PINION & SPROCKET SHAFTS, BIG TWIN 1937-1971
A-24016-29	24016-29	pk-10	LOCK PLATES, PINION SHAFT, FORTY-FIVE 1929-1973
A-24016-80	24016-80	pk-5	NUT, PINION GEAR SHAFT **3/4" X 20 THREAD** , BIG TWIN 1981-1988
A-24016-KIT			LOCK KIT, PINION & SPROCKET SHAFTS, FORTY-FIVE 1929-1973 **KIT INCLUDES:** (2) 2660, (2) 7974, (2) 24016-29
A-24020-51	24020-51	pk-10	SCREWS, FOR PINION SHAFT, **LEFT HAND THREAD** BIG TWIN 1939-1954
A-24022-90	24022-90	each	NUT, PINION SHAFT (LEFT-HAND THREAD), BIG TWIN 1991-1992 **MADE IN USA**
A-24023-36	24023-36	pk-5	NUT, SPROCKET & PINION SHAFTS (ENGINE), BIG TWIN 1936-1970, **MADE IN U.S.A.**
A-24023-54	24023-54	each	NUT, PINION SHAFT (LEFT-HAND THREAD), BIG TWIN 1955-1990, **MADE IN U.S.A.**
A-24658-86	24658-86	each	BEARING RACE, PINION SHAFT, SPORTSTER 1986-ONLY
A-24658-87	24658-87	each	BEARING RACE, PINION SHAFT, SPORTSTER 1987-PRESENT

****EASTERN MOTORCYCLE PARTS****

****SPROCKET SHAFTS****

****NUTS AND SPACERS****

****BIG TWIN-SPORTSTER****

****FORTY-FIVE****



A-40333-06



A-40297-06



A-33354-08



A-352-25

A-24000-52

A-23736-69R

A-24000-41R

A-352-15

A-352-17

A-24008-97



A-24004-RACE



40-0149
(11887)

****CONTINUED ON NEXT PAGE****

****EASTERN MOTORCYCLE PARTS****

****SPROCKET SHAFTS****

****NUTS AND SPACERS****

****BIG TWIN-SPORTSTER****

****FORTY-FIVE****

EASTERN NUMBER	REPLACES OEM		DESCRIPTION
A-352-13	352-13	each	SPROCKET SHAFT OR PULLY SHAFT SINGLES 1913-1917 **EASTERNS**
A-352-15	352-15	each	SPROCKET SHAFT, **LEFT SIDE** (.983 O.D.) BIG TWIN 1915-1916 **EASTERNS**
A-352-17	352-17	each	SPROCKET SHAFT, **LEFT SIDE** (1" O.D.) BIG TWIN 1917-1924 **EASTERNS**
A-352-25	352-25	each	SPROCKET SHAFT, **LEFT SIDE** BIG TWIN 1925-1929 **EASTERNS**
A-364-30	* 364-30	pk-5	SPROCKET SHAFT NUTS, (VL MODELS) BIG TWIN 1930-1936 **EASTERNS**
A-2660	2660	pk-25	SCREWS, PINION/SPROCKET SHAFTS **10-24 X 3/8** , B/T 1936-1978 , SP. 1952-1978
A-7974	7974	pk-5	NUT, PINION AND SPROCKET SHAFTS, FORTY-FIVE 1929-1973 **MADE IN U.S.A.**
A-7991	7991	each	NUT, MOTOR SPROCKET, FORTY-FIVE 1929-1973 **MADE IN U.S.A.**
A-8025	8025	each	NUT, SPROCKET SHAFT, SPORTSTER 1957-1969 **MADE IN U.S.A.**
40-0149	* 11887	each	SPACER, SPROCKET SHAFT, BIG TWIN 2007-PRESENT **MADE IN U.S.A.**
A-23736-69R	23736-69R	each	SPROCKET SHAFT (XR-750) SPORTSTER 1972-1995 **EASTERNS**
A-23741-55	23741-55	pk-10	SHIMS, SPROCKET SHAFT BEARING, (.003) BIG TWIN 1955-1984 **MADE IN U.S.A.**
A-23741-52		pk-10	SHIMS, SPROCKET SHAFT BEARING, (.003) SPORTSTER 1952-1976 **MADE IN U.S.A.**
A-23741-77		pk-10	SHIMS, SPROCKET SHAFT BEARING, (.003) SPORTSTER 1977-PRES. **MADE IN U.S.A.**
A-23902-81	23902-81	pk-5	NUT, SPROCKET SHAFT, (3/4" X 20 THREAD) SPORTSTER 1981-1985 **MADE IN U.S.A.**
A-23909-80	23909-80	each	SPROCKET SHAFT, (COMMONIZED TAPER) BIG TWIN 1981-1986 **EASTERNS**
A-24000-29	24000-29	each	SPROCKET SHAFT, **LEFT SIDE** FORTY-FIVE 1937-1973 **EASTERNS**
A-24000-41R	24000-41R	each	SPROCKET SHAFT, **LEFT SIDE** (WR & KR) **EASTERNS**
A-24000-52	24000-52	each	SPROCKET SHAFT, (K-MODEL) SPORTSTER 1952-1953 **EASTERNS**
A-24000-54	24000-54	each	SPROCKET SHAFT, (KH-MODEL) SPORTSTER 1954-1956 **EASTERNS**
A-24000-57	24000-57	each	SPROCKET SHAFT, SPORTSTER 1957-1976 **EASTERNS**
A-24000-75	24000-75	each	SPROCKET SHAFT, SPORTSTER 1977-1981 **EASTERNS**
A-24000-80	24000-80	each	SPROCKET SHAFT, (COMMONIZED TAPER) SPORTSTER 1981-1985 **EASTERNS**
A-24001-30	24001-30	each	SPROCKET SHAFT, **LEFT SIDE** BIG TWIN 1930-1954 **EASTERNS**
A-24001-55	24001-55	each	SPROCKET SHAFT, **LEFT SIDE** BIG TWIN 1955-ONLY **EASTERNS**
A-24001-56	24001-56	each	SPROCKET SHAFT, **LEFT SIDE** BIG TWIN 1956-1964 **EASTERNS**
A-24001-65	24001-65	each	SPROCKET SHAFT, **LEFT SIDE** BIG TWIN 1965-1969 **EASTERNS**
A-24001-70	24001-70	each	SPROCKET SHAFT, **LEFT SIDE** BIG TWIN 1970-1971 **EASTERNS**
A-24001-72	24001-72	each	SPROCKET SHAFT, **LEFT SIDE** BIG TWIN 1972-1981 **EASTERNS**
A-24001-80		each	SPROCKET SHAFT, **SPECIAL** (FITS 72-81 FLYWHEELS) BIG TWIN 1956-1964, U.S.A.
A-24001-81		each	SPROCKET SHAFT, **SPECIAL** (FITS 72-81 FLYWHEELS) BIG TWIN 1965-1969, U.S.A.
A-24001-84		each	SPROCKET SHAFT, **SPECIAL** (FITS 81-86 FLYWHEELS) BIG TWIN 1956-1964, U.S.A.
A-24001-86		each	SPROCKET SHAFT, **SPECIAL** (FITS 81-86 FLYWHEELS) BIG TWIN 1965-1969, U.S.A.
A-24002-70	24002-70	each	SPACER, SPROCKET SHAFT, BIG TWIN 1970-1996 **MADE IN U.S.A.**
A-24003-30	24003-30	each	NUT, SPROCKET SHAFT, (11/16-18 X 1-1/8" HEX) BIG TWIN 1930-1954 **MADE IN U.S.A.**
A-24003-55	24003-55	each	NUT, SPROCKET SHAFT, (7/8-14 X 1-3/4" HEX) BIG TWIN 1955-1971 **MADE IN U.S.A.**
A-24004-RACE *		each	RACE, FOR BEARING KIT (24004-03), BIG TWIN 2004-PRESENT **MADE IN U.S.A.**
A-24008-03 *	24008-03	each	SPACER, SPROCKET SHAFT, **1.540 LONG** BIG TWIN 2004-2006
A-24008-97	24008-97	each	SPACER, SPROCKET SHAFT OIL SEAL, BIG TWIN 1998-1999
A-24008-99	24008-99	each	SPACER, SPROCKET SHAFT OIL SEAL, **FLT** BIG TWIN 1999-PRESENT
A-24009-06	24009-06	each	SPACER, SPROCKET SHAFT, BIG TWIN 2006-PRESENT
A-24015-36	24015-36	pk-10	LOCK PLATES, PINION & SPROCKET SHAFTS, BIG TWIN 1937-1971
A-24016-29	24016-29	pk-10	LOCK PLATES, PINION & SPROCKET SHAFTS, FORTY-FIVE 1929-1973
A-24016-KIT			LOCK KIT, PINION & SPROCKET SHAFTS, FORTY-FIVE 1929-1973
			KIT INCLUDES: (2) 2660, (2) 7974, (2) 24016-29
A-24017-80	24017-80	each	NUT, SPROCKET SHAFT, (1-1/8 X 16 THREAD) BIG TWIN 1972-1986 **MADE IN U.S.A.**
A-24018-72	24018-72	pk-10	LOCK PLATES, SPROCKET SHAFT NUT, BIG TWIN 1972-1986
A-24023-36	24023-36	pk-5	NUT, SPROCKET SHAFT, BIG TWIN 1936-1970 **MADE IN U.S.A.**

****CONTINUED ON NEXT PAGE****

****EASTERN MOTORCYCLE PARTS****

****SPROCKET SHAFTS****

****NUTS AND SPACERS****

****BIG TWIN-SPORTSTER****

****FORTY-FIVE****

<u>EASTERN NUMBER</u>	<u>REPLACES OEM</u>		<u>DESCRIPTION</u>
A-24029-55	24029-55	pk-5	SPACER, SPROCKET SHAFT, (.336) BIG TWIN 1955-1964 **MADE IN U.S.A.**
A-24029-65	24029-65	pk-5	SPACER, SPROCKET SHAFT, (.621) BIG TWIN 1965-ONLY **MADE IN U.S.A.**
A-24030-SET		set-6	SPACERS, SPROCKET SHAFT, BIG TWIN 1966-1969 **MADE IN U.S.A.** SET INCLUDES: (1each) .516, .546, .576, .606, .636, .666
A-24032-66	24032-66	pk-5	SPACER, SPROCKET SHAFT, (.516) BIG TWIN 1966-1969 **MADE IN U.S.A.**
A-24033-66	24033-66	pk-5	SPACER, SPROCKET SHAFT, (.546) BIG TWIN 1966-1969 **MADE IN U.S.A.**
A-24034-66	24034-66	pk-5	SPACER, SPROCKET SHAFT, (.576) BIG TWIN 1966-1969 **MADE IN U.S.A.**
A-24035-66	24035-66	pk-5	SPACER, SPROCKET SHAFT, (.606) BIG TWIN 1966-1969 **MADE IN U.S.A.**
A-24036-66	24036-66	pk-5	SPACER, SPROCKET SHAFT, (.636) BIG TWIN 1966-1969 **MADE IN U.S.A.**
A-24037-66	24037-66	pk-5	SPACER, SPROCKET SHAFT, (.666) BIG TWIN 1966-1969 **MADE IN U.S.A.**
A-24031-55	24031-55	each	BEARING NUT, SPROCKET SHAFT, **OEM STYLE** BIG TWIN 1955-1968
A-24031-93	24031-55	each	BEARING NUT, SPROCKET SHAFT, **W/OIL SEAL** BIG TWIN 1955-1968
A-24031-94		pk-5	OIL SEAL, BEARING NUT, SPROCKET SHAFT, BIG TWIN 1955-1968
A-24032-SET		set-6	SPACERS, SPROCKET SHAFT, BIG TWIN 1970-1999 **MADE IN U.S.A.** SET INCLUDES: (1each) .060, .090, .120, .150, .180, .210
A-24032-70	24032-70	pk-5	SPACER, SPROCKET SHAFT, (.060) BIG TWIN 1970-1999 **MADE IN U.S.A.**
A-24033-70	24033-70	pk-5	SPACER, SPROCKET SHAFT, (.090) BIG TWIN 1970-1999 **MADE IN U.S.A.**
A-24034-70	24034-70	pk-5	SPACER, SPROCKET SHAFT, (.120) BIG TWIN 1970-1999 **MADE IN U.S.A.**
A-24035-70	24035-70	pk-5	SPACER, SPROCKET SHAFT, (.150) BIG TWIN 1970-1999 **MADE IN U.S.A.**
A-24036-70	24036-70	pk-5	SPACER, SPROCKET SHAFT, (.180) BIG TWIN 1970-1999 **MADE IN U.S.A.**
A-24037-70	24037-70	pk-5	SPACER, SPROCKET SHAFT, (.210) BIG TWIN 1970-1999 **MADE IN U.S.A.**
A-24038-99	24038-99	each	SPACER, SPROCKET SHAFT OIL SEAL, **SOFTAIL/DYNA** BIG TWIN 1999-2000
A-24038-03	24038-03	each	SPACER, SPROCKET SHAFT, **DYNA** BIG TWIN 2004-PRESENT
A-24039-01A	24039-01A	each	SPACER, SPROCKET SHAFT, **SOFTAIL** BIG TWIN 2001-2003
A-24039-03	24039-03	each	SPACER, SPROCKET SHAFT, **SOFTAIL** BIG TWIN 2004-PRESENT
A-24051-80	24051-84	pk-10	SPACER, SPROCKET SHAFT, COMPENSATING SPROCKET, (.012) BIG TWIN 1980-1985
A-24052-80	24052-84	pk-10	SPACER, SPROCKET SHAFT, COMPENSATING SPROCKET, (.025) BIG TWIN 1980-1985
A-24053-80	24053-84	pk-10	SPACER, SPROCKET SHAFT, COMPENSATING SPROCKET, (.035) BIG TWIN 1980-1985
A-24054-80	24054-84	pk-10	SPACER, SPROCKET SHAFT, COMPENSATING SPROCKET, (.055) BIG TWIN 1980-1985
A-24054-SET		set-4	SPACER SET, SPROCKET SHAFT, COMPENSATING SPROCKET, BIG TWIN 1980-1985 SET INCLUDES: (1each) 24051-80, 24052-80, 24053-80, 24054-80
A-33354-08	* 33354-08	each	SPACER, MAIN DRIVE GEAR, **W/O-RING** SPORTSTER 2008-PRES. *MADE IN U.S.A.*
A-35850-84	35850-84	pk-5	SPACER, SPROCKET SHAFT, (.010) BIB TWIN 1970-1998
A-35851-84	35851-84	pk-5	SPACER, SPROCKET SHAFT, (.020) BIB TWIN 1970-1998
A-35852-84	35852-84	pk-5	SPACER, SPROCKET SHAFT, (.032) BIB TWIN 1970-1998
A-35853-96	35853-96	pk-10	SPACER, SPROCKET SHAFT, (.055) BIB TWIN 1970-1998
A-40297-06	* 40297-06	each	EXTENSION, SPROCKET SHAFT, BIG TWIN 2006-2010
A-40333-06	* 40333-06	each	COMPENSATOR SPROCKET SLID & CAM, BIG TWIN 2006-2010
A-40387-70	40387-70	each	ENGINE NUT, SPROCKET SHAFT, SPORTSTER 1970-1990 **MADE IN U.S.A.**
A-40392-70	40392-70	each	ENGINE NUT, SPROCKET SHAFT, BIG TWIN 1970-1990 **MADE IN U.S.A.**
A-40392-91	40392-91	each	ENGINE NUT, SPROCKET SHAFT, BIG TWIN 1991-2006 **MADE IN U.S.A.**



****EASTERN MOTORCYCLE PARTS****

****CRANK PINS****

****AND NUTS****

****BIG TWIN-SPORTSTER****

****FORTY-FIVE****



<u>EASTERN NUMBER</u>	<u>REPLACES OEM</u>	<u>DESCRIPTION</u>
A-AA-19	* AA-19	each CRANK PIN (PRESS FIT) **1-OIL HOLE** SINGLES 1905-1913 **EASTERNS**
A-46-WRTT	46-WRTT	each CRANK PIN (WR-TT MODEL) **3-OIL HOLES** FORTY-FIVE **EASTERNS**
A-348-13	* 348-13	each CRANK PIN, (15/16" DIAMETER) (.060 HEAT TREAT) SINGLES 1913-ONLY
A-348-13T	* 348-13T	each CRANK PIN, (.8765 O.D.) **NO-OIL HOLE** (.060 HEAT TREAT) TWINS 1913-1914
A-348-00T	* 348-00T	each CRANK PIN, (.873 O.D.) **NO-OIL HOLE** (.060 HEAT TREAT) TWINS 1913-1914
A-348-15	* 348-15	each CRANK PIN, (1" DIAMETER) **NO-OIL HOLE** (.060 HEAT TREATED) TWINS 1915-1929
A-348-30	348-30	each CRANK PIN, **1-OIL HOLE** (.060 HEAT TREAT) **1" DIAMETER** BIG TWIN 1930-1936
A-348-30B	348-30	each CRANK PIN, **3-OIL HOLE** (.060 HEAT TREAT) **1" DIAMETER** BIG TWIN 1930-1936
A-348-30C	348-30	each CRANK PIN, **2-OIL HOLE** (.120 HEAT TREAT) **1" DIAMETER** BIG TWIN 1930-1936

5120 HILDA ROAD* BLACKVILLE, S.C. 29817* 803-284-3304

****EASTERN MOTORCYCLE PARTS****

****CRANK PINS****

****AND NUTS****

****BIG TWIN-SPORTSTER****

****FORTY-FIVE****

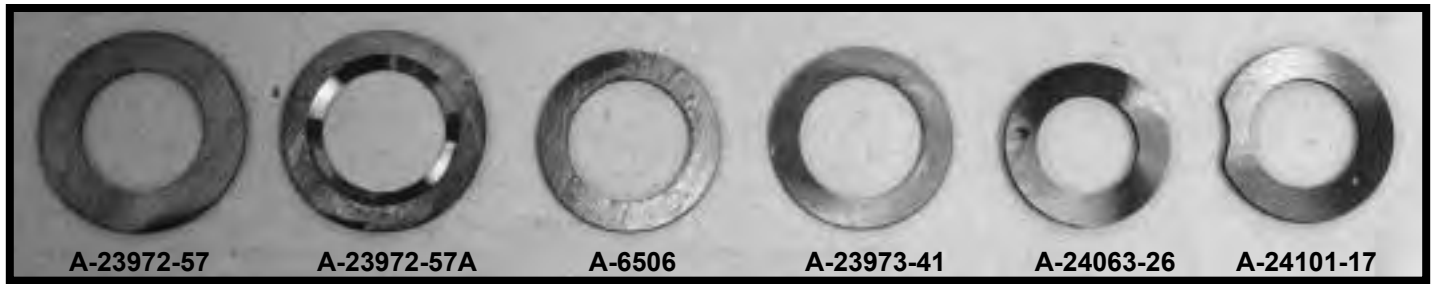
EASTERN NUMBER	REPLACES OEM	DESCRIPTION
A-348-36	348-36	each CRANK PIN, **1-OIL HOLE** (.060 HEAT TREAT) **1-1/8" DIA.** BIG TWIN 1936-1939
A-348-36B	348-36	each CRANK PIN, **3-OIL HOLE** (.060 HEAT TREAT) **1-1/8" DIA.** BIG TWIN 1936-1939
A-348-36C	348-36	each CRANK PIN, **2-OIL HOLE** (.120 HEAT TREAT) **1-1/8" DIA.** BIG TWIN 1936-1939
A-365-15	365-15	pair CRANK PIN NUTS, **FOR # 348-30** BIG TWIN 1921-1936
A-366-36	366-36	pair CRANK PIN NUTS, **FOR # 348-36** BIG TWIN 1936-1940
A-2660	2660	pk-25 SCREWS, LOCK PLATES, **10-24 X 3/8** BIG TWIN 1936-1978, SPORTSTER 1952-1978
A-8010	8010	pair CRANK PIN NUTS, FORTY-FIVE 1929-1973
A-23901-81	23901-81	pair CRANK PIN NUTS, **1" X 20 THREAD** SPORTSTER 1981-PRESENT
A-23947-87R	* 23947-87R	each CRANK PIN, **4-OIL HOLES** (STD) **XR-750** SPORTSTER 1972-1988 **EASTERNS**
A-23973-87R	* 23973-87R	each CRANK PIN, **4-OIL HOLES** (.002 O/S) **XR-750** SPORTSTER 1972-1988 **EASTERNS**
A-23975-87R	* 23975-87R	each CRANK PIN, **4-OIL HOLES** (.004 O/S) **XR-750** SPORTSTER 1972-1988 **EASTERNS**
A-23947-88R	* 23947-88R	each CRANK PIN, **4-OIL HOLES** (STD) **XR-750** SPORTSTER 1989-PRES. **EASTERNS**
A-23977-88R	* 23977-88R	each CRANK PIN, **4-OIL HOLES** (.001 O/S) **XR-750** SPORTSTER 1989-PRES. **EASTERNS**
A-23978-88R	* 23978-88R	each CRANK PIN, **4-OIL HOLES** (.002 O/S) **XR-750** SPORTSTER 1989-PRES. **EASTERNS**
A-23980-88R	* 23980-88R	each CRANK PIN, **4-OIL HOLES** (.004 O/S) **XR-750** SPORTSTER 1989-PRES. **EASTERNS**
A-23960-29	23960-29	each CRANK PIN, **1-OIL HOLE** (OEM SURPLUS) FORTY-FIVE 1929-1973
A-23960-29A	23960-29A	each CRANK PIN, **3-OIL HOLES** (.060 HEAT TREAT) FORTY-FIVE 1929-1973 **EASTERNS**
A-23960-39	23960-29	each CRANK PIN, **2-OIL HOLES** (.120 HEAT TREAT) FORTY-FIVE 1929-1973 **EASTERNS**
A-23960-52	23960-52	each CRANK PIN, **3-OIL HOLES** (.060 HEAT TREAT) SPORTSTER 1952-1953 **EASTERNS**
A-23960-54	23960-54	each CRANK PIN, **3-OIL HOLES** (.060 HEAT TREAT) SPORTSTER 1957-1981 **EASTERNS**
A-23960-54A	23960-54	each CRANK PIN, **1-OIL HOLE** (.060 HEAT TREAT) SPORTSTER 1957-1981 **EASTERNS**
A-23960-55R	23960-55R	each CRANK PIN, **3-OIL HOLES** (.060 HEAT TREAT) SPORTSTER XR-750 **EASTERNS**
A-23960-79	23960-54	each CRANK PIN, **2-OIL HOLES** (.120 HEAT TREAT) SPORTSTER 1957-1981 **EASTERNS**
A-23960-80	23960-80	each CRANK PIN, **3-OIL HOLES** (.060 HEAT TREAT) SPORTSTER 1981-1999 **EASTERNS**
A-23960-80A	23960-80	each CRANK PIN, **1-OIL HOLE** (.060 HEAT TREAT) SPORTSTER 1981-1999 **EASTERNS**
A-23960-89	23960-80	each CRANK PIN, **2-OIL HOLES** (.120 HEAT TREAT) SPORTSTER 1981-1999 **EASTERNS**
A-23961-41	23961-41	each CRANK PIN, **3-OIL HOLES** (.060 HEAT TREAT) BIG TWIN 1941-1981 **EASTERNS**
A-23961-41A	23961-41	each CRANK PIN, **1-OIL HOLE** (.060 HEAT TREAT) BIG TWIN 1941-1981 **EASTERNS**
A-23961-79	23961-41	each CRANK PIN, **2-OIL HOLES** (.120 HEAT TREAT) BIG TWIN 1941-1981 **EASTERNS**
A-23961-80	23961-80	each CRANK PIN, **3-OIL HOLES** (.060 HEAT TREAT) BIG TWIN 1981-1999 **EASTERNS**
A-23961-80A	23961-80	each CRANK PIN, **1-OIL HOLE** (.060 HEAT TREAT) BIG TWIN 1981-1999 **EASTERNS**
A-23961-89	23961-80	each CRANK PIN, **2-OIL HOLES** (.120 HEAT TREAT) BIG TWIN 1981-1999 **EASTERNS**
A-23962-40	23962-40	each CRANK PIN, **3-OIL HOLES** (.060 HEAT TREAT) BIG TWIN 1940-1952 **EASTERNS**
A-23962-40A	* 23962-40	each CRANK PIN, **1-OIL HOLE** (.060 HEAT TREAT) BIG TWIN 1940-1952 **EASTERNS**
A-23962-79	23962-40	each CRANK PIN, **2-OIL HOLES** (.120 HEAT TREAT) BIG TWIN 1940-1952 **EASTERNS**
A-23962-87R	* 23962-87R	pair PLUG, CRANK PIN, **XR-750** (.751 DIAMETER) SPORTSTER 1972-1988 **EASTERNS**
A-23962-88R	* 23962-88R	pair PLUG, CRANK PIN, **XR-750** (.901 DIAMETER) SPORTSTER 1989-PRES. **EASTERNS**
A-23966-36	23966-36	pair CRANK PIN NUTS, **61 & 80** BIG TWIN 1936-1952
A-23966-54A	23966-54A	pair CRANK PIN NUTS, **74 & 80** (1" X 18 THREAD) BIG TWIN 1941-1981
A-23966-78		kit NUT & LOCK KIT, CRANK PIN, BIG TWIN 1941-1981 (INCL. 23966-54A, 23971-78, & 2660)
A-23967-41	23967-41	pair CRANK PIN NUTS, (1" X 18 THREAD) BIG TWIN 1941-1953
A-23967-48	23967-48	pair NUT, CRANK PIN **750 C/C** SPORTSTER 1952-1953
A-23967-54A	23967-54A	pair CRANK PIN NUTS, (1" X 20 THREAD) SPORTSTER 1954-1981
A-23967-56R	23967-56R	pair NUT, CRANK PINS **KRIT & XLRTT** SPORTSTER 1955-1969
A-23967-79		kit NUT & LOCK KIT, CRANK PIN, SPORT. 1954-1981 (INCL. 23967-54A, 23971-78A, & 2660)
A-23969-80	23969-80	pair CRANK PIN NUTS, (1" X 20 THREAD) BIG TWIN 1981-1983
A-23969-83	23969-83	pair CRANK PIN NUTS, (1" X 20 THREAD) BIG TWIN 1983-1999
A-23971-78		kit LOCK PLATES, **WITH SCREWS** BIG TWIN 1954-1981 (INCL. 2-LOCKS, 2- SCREWS)
A-23971-78A		kit LOCK PLATES, **WITH SCREWS** SPORTSTER 1954-1981 (INCL. 2-LOCKS, 2-SCREWS)
A-23974-87	23974-87	each CRANK PIN, (+.001) **1-OIL HOLE** (.060 HEAT TREAT) BIG TWIN L/1981-1999
A-23975-87	23975-87	each CRANK PIN, (+.002) **1-OIL HOLE** (.060 HEAT TREAT) BIG TWIN L/1981-1999
A-23976-87		each CRANK PIN, (+.003) **1-OIL HOLE** (.060 HEAT TREAT) BIG TWIN L/1981-1999
A-23981-98	* 23981-98	pair CRANK PIN NUTS, (1" X 20 THREAD) BIG TWIN 1999-PRES.
A-23982-12	23982-12	pk-10 LOCK PLATES, CRANK PIN NUTS, FORTY-FIVE 1929-1973
A-23982-89		kit LOCK PLATES, **WITH SCREWS** FORTY-FIVE 1929-1973 (INCL. 2-LOCKS, 2-SCREWS)
A-23982-90		kit NUT, PLATE & SCREWS, CRANK PIN, FORTY-FIVE 1929-1973 (INC: 8010, 23982-12, 2660)

5120 HILDA ROAD* BLACKVILLE, S.C. 29817* 803-284-3304

****EASTERN MOTORCYCLE PARTS****

****FLYWHEEL WASHERS****

****BIG TWIN/SPORTSTER/FORTY-FIVE****



EASTERN NUMBER	REPLACES OEM	DESCRIPTION
A-6506	6506 pair	FLYWHEEL THRUST WASHERS, **BRONZE** (STD) B/T 1970-1999, SP. 1971-E/1986
A-6506B	6506 pair	FLYWHEEL THRUST WASHERS, **BRONZE** (.005) B/T 1970-1999, SP. 1971-E/1986
A-6508	6508 pair	FLYWHEEL THRUST WASHERS, **BRONZE** SPORTSTER L/1986-1999
A-23972-21	23972-21 pair	FLYWHEEL THRUST WASHERS, **STEEL** (STD/.060 THICK) FORTY-FIVE 1929-1973
A-23972-21B	23972-21 pair	FLYWHEEL THRUST WASHERS, **STEEL** (.065 THICK) FORTY-FIVE 1929-1973
A-23972-36	23972-36 pair	FLYWHEEL THRUST WASHERS, **STEEL** (.055 THICK) B/T 1936-1952, S/V 1937-1948
A-23972-36B	23972-36 pair	FLYWHEEL THRUST WASHERS, **STEEL** (.060 THICK) B/T 1936-1952, S/V 1937-1948
A-23972-57	23972-57 pair	FLYWHEEL THRUST WASHERS, **STEEL** (.072 THICK) OLD STYLE, SPORT. 1954-1971
A-23972-57A	23972-57A pair	FLYWHEEL THRUST WASHERS, **BRONZE** (.072 THICK) NEW STYLE, SP. 1954-1971
A-23972-72	23972-72 pair	FLYWHEEL THRUST WASHERS, **BRONZE** (.062 THICK) SPORTSTER 1972-1978
A-23972-72B	23972-72 pair	FLYWHEEL THRUST WASHERS, **BRONZE** (.067 THICK) SPORTSTER 1972-1978
A-23973-40	23973-41 pair	FLYWHEEL THRUST WASHERS, **STEEL** (.060 THICK) BIG TWIN 1941-1969
A-23973-41	23973-41 pair	FLYWHEEL THRUST WASHERS, **STEEL** (.055 THICK) BIG TWIN 1941-1969
A-23973-41A	23973-41 pair	FLYWHEEL THRUST WASHERS, **BRONZE** (.055 THICK) BIG TWIN 1941-1969
A-23973-41B	23973-41 pair	FLYWHEEL THRUST WASHERS, **BRONZE** (.060 THICK) BIG TWIN 1941-1969
A-24060-SET	set-10	FLYWHEEL THRUST WASHER SET, **STEEL** (.066-.102 THICK) FORTY-FIVE 1929-1973
A-24063-26	24063-26 pk-5	FLYWHEEL THRUST WASHERS, **STEEL** (.066 THICK) FORTY-FIVE 1929-1973
A-24066-26	24066-26 pk-5	FLYWHEEL THRUST WASHERS, **STEEL** (.070 THICK) FORTY-FIVE 1929-1973
A-24068-26	24068-26 pk-5	FLYWHEEL THRUST WASHERS, **STEEL** (.074 THICK) FORTY-FIVE 1929-1973
A-24070-26	24070-26 pk-5	FLYWHEEL THRUST WASHERS, **STEEL** (.078 THICK) FORTY-FIVE 1929-1973
A-24073-26	24073-26 pk-5	FLYWHEEL THRUST WASHERS, **STEEL** (.082 THICK) FORTY-FIVE 1929-1973
A-24075-26	24075-26 pk-5	FLYWHEEL THRUST WASHERS, **STEEL** (.086 THICK) FORTY-FIVE 1929-1973
A-24077-26	24077-26 pk-5	FLYWHEEL THRUST WASHERS, **STEEL** (.090 THICK) FORTY-FIVE 1929-1973
A-24079-26	24079-26 pk-5	FLYWHEEL THRUST WASHERS, **STEEL** (.094 THICK) FORTY-FIVE 1929-1973
A-24082-26	24082-26 pk-5	FLYWHEEL THRUST WASHERS, **STEEL** (.098 THICK) FORTY-FIVE 1929-1973
A-24084-26	24084-26 pk-5	FLYWHEEL THRUST WASHERS, **STEEL** (.102 THICK) FORTY-FIVE 1929-1973
A-24100-SET	set-11	FLYWHEEL THRUST WASHER SET, **STEEL** (.060-.102 THICK) BIG TWIN 1929-1954
A-24101-17	24101-17 pk-5	FLYWHEEL THRUST WASHERS, **STEEL** (.060 THICK) BIG TWIN 1929-1954
A-24102-17	24102-17 pk-5	FLYWHEEL THRUST WASHERS, **STEEL** (.066 THICK) BIG TWIN 1929-1954
A-24104-17	24104-17 pk-5	FLYWHEEL THRUST WASHERS, **STEEL** (.070 THICK) BIG TWIN 1929-1954
A-24106-17	24106-17 pk-5	FLYWHEEL THRUST WASHERS, **STEEL** (.074 THICK) BIG TWIN 1929-1954
A-24108-17	24108-17 pk-5	FLYWHEEL THRUST WASHERS, **STEEL** (.078 THICK) BIG TWIN 1929-1954
A-24111-17	24111-17 pk-5	FLYWHEEL THRUST WASHERS, **STEEL** (.082 THICK) BIG TWIN 1929-1954
A-24113-17	24113-17 pk-5	FLYWHEEL THRUST WASHERS, **STEEL** (.086 THICK) BIG TWIN 1929-1954
A-24115-17	24115-17 pk-5	FLYWHEEL THRUST WASHERS, **STEEL** (.090 THICK) BIG TWIN 1929-1954
A-24117-17	24117-17 pk-5	FLYWHEEL THRUST WASHERS, **STEEL** (.094 THICK) BIG TWIN 1929-1954
A-24120-17	24120-17 pk-5	FLYWHEEL THRUST WASHERS, **STEEL** (.098 THICK) BIG TWIN 1929-1954
A-24122-17	24122-17 pk-5	FLYWHEEL THRUST WASHERS, **STEEL** (.102 THICK) BIG TWIN 1929-1954
A-24124-17	24124-17 pk-5	FLYWHEEL THRUST WASHERS, **STEEL** (.110 THICK) BIG TWIN 1929-1954

****EASTERN MOTORCYCLE PARTS****

****MOTOR BEARING SPACERS****

****AND TOOLS****

****BIG TWIN-SPORTSTER****



EASTERN NUMBER

REPLACES OEM

DESCRIPTION

<u>EASTERN NUMBER</u>	<u>REPLACES OEM</u>	<u>DESCRIPTION</u>
A-9110	9110 pk-5	SPACER, MOTOR BEARING, **0895/.0905 THICK** BIG TWIN 1969-2002
A-9120	9120 pk-5	SPACER, MOTOR BEARING, **0915/.0925 THICK** BIG TWIN 1969-2002
A-9121	9121 pk-5	SPACER, MOTOR BEARING, **0935/.0945 THICK** BIG TWIN 1969-2002
A-9122	9122 pk-5	SPACER, MOTOR BEARING, **0955/.0965 THICK** BIG TWIN 1969-2002
A-9123	9123 pk-5	SPACER, MOTOR BEARING, **0975/.0985 THICK** BIG TWIN 1969-2002
A-9124	9124 pk-5	SPACER, MOTOR BEARING, **0995/.1005 THICK** BIG TWIN 1969-2002
A-9125	9125 pk-5	SPACER, MOTOR BEARING, **1015/.1025 THICK** BIG TWIN 1969-2002
A-9126	9126 pk-5	SPACER, MOTOR BEARING, **1035/.1045 THICK** BIG TWIN 1969-2002
A-9127	9127 pk-5	SPACER, MOTOR BEARING, **1055/.1065 THICK** BIG TWIN 1969-2002
A-9128	9128 pk-5	SPACER, MOTOR BEARING, **1075/.1085 THICK** BIG TWIN 1969-2002
A-9129	9129 pk-5	SPACER, MOTOR BEARING, **1095/.1105 THICK** BIG TWIN 1969-2002
A-9130	9130 pk-5	SPACER, MOTOR BEARING, **1115/.1125 THICK** BIG TWIN 1969-2002
A-9131	9131 pk-5	SPACER, MOTOR BEARING, **1135/.1145 THICK** BIG TWIN 1969-2002
A-9132	9132 pk-5	SPACER, MOTOR BEARING, **1155/.1165 THICK** BIG TWIN 1969-2002
A-9133	9133 pk-5	SPACER, MOTOR BEARING, **1175/.1185 THICK** BIG TWIN 1969-2002
A-9134	9134 pk-5	SPACER, MOTOR BEARING, **1195/.1205 THICK** BIG TWIN 1969-2002
A-11160A	11160A pk-10	RETAINING RING, MOTOR BEARING, **LEFT SIDE** BIG TWIN 1983-2002

****CONTINUED NEXT PAGE****

5120 HILDA ROAD* BLACKVILLE, S.C. 29817* 803-284-3304

Pg 128

****EASTERN MOTORCYCLE PARTS****

****MOTOR BEARING SPACERS****

****AND TOOLS****

****BIG TWIN-SPORTSTER****

<u>EASTERN NUMBER</u>	<u>REPLACES OEM</u>	<u>DESCRIPTION</u>
A-9119A	9119A	pk-10 RETAINING RING, MOTOR BEARING **LEFT SIDE** SPORTSTER 1977-PRES.
A-9142	9142	pk-5 SPACER, MOTOR BEARING **.100 THICK** SPORTSTER 1977-PRESENT
A-9143	9143	pk-5 SPACER, MOTOR BEARING **.102 THICK** SPORTSTER 1977-PRESENT
A-9144	9144	pk-5 SPACER, MOTOR BEARING **.104 THICK** SPORTSTER 1977-PRESENT
A-9145	9145	pk-5 SPACER, MOTOR BEARING **.106 THICK** SPORTSTER 1977-PRESENT
A-9146	9146	pk-5 SPACER, MOTOR BEARING **.108 THICK** SPORTSTER 1977-PRESENT
A-9147	9147	pk-5 SPACER, MOTOR BEARING **.110 THICK** SPORTSTER 1977-PRESENT
A-9148	9148	pk-5 SPACER, MOTOR BEARING **.112 THICK** SPORTSTER 1977-PRESENT
A-9149	9149	pk-5 SPACER, MOTOR BEARING **.114 THICK** SPORTSTER 1977-PRESENT
A-9155	9155	pk-5 SPACER, MOTOR BEARING **.098 THICK** SPORTSTER 1977-PRESENT
45-0115		pk-5 SPACER MOTOR BEARING (INNER) **.256/.257 THICK** BIG TWIN 1955-1968
45-0117		pk-5 SPACER MOTOR BEARING (INNER) **.258/.259 THICK** BIG TWIN 1955-1968
45-0119		pk-5 SPACER MOTOR BEARING (INNER) **.260/.261 THICK** BIG TWIN 1955-1968
45-0121		pk-5 SPACER MOTOR BEARING (INNER) **.262/.263 THICK** BIG TWIN 1955-1968
45-0123		pk-5 SPACER MOTOR BEARING (INNER) **.264/.265 THICK** BIG TWIN 1955-1968
45-0125		pk-5 SPACER MOTOR BEARING (INNER) **.266/.267 THICK** BIG TWIN 1955-1968
45-0135		each SPACER MOTOR BEARING (OUTER) **WITH 3-OIL HOLES** BIG TWIN 1955-'68
A-99030-94		each END PLAY TOOL **TIMKEN BEARINGS** BIG TWIN 1955-PRESENT
A-99032-94		each END PLAY TOOL **TIMKEN BEARINGS** SPORTSTER 1977-PRESENT



A-6783		pk-10 SHIMS, CAM DRIVE SPROCKET (2-CAM) **.005 THICK** BIG TWIN 1999-PRES.
A-6784		pk-10 SHIMS, CAM DRIVE SPROCKET (2-CAM) **.007 THICK** BIG TWIN 1999-PRES.
A-6785		pk-10 SHIMS, CAM DRIVE SPROCKET (2-CAM) **.015 THICK** BIG TWIN 1999-PRES.
A-25562-99	25562-99	pk-5 SPACER, CAM DRIVE SPROCKET, (2-CAM) **.350 THICK** B/TWIN 1999-ONLY
A-25595-99	25595-99	pk-5 SPACER, CAM DRIVE SPROCKET, (2-CAM) **.355 THICK** BIG TWIN 1999-ONLY
A-25674-99	25674-99	pk-5 SPACER, CAM DRIVE SPROCKET, (2-CAM) **.360 THICK** BIG TWIN 1999-ONLY
A-25675-99	25675-99	pk-5 SPACER, CAM DRIVE SPROCKET, (2-CAM) **.365 THICK** BIG TWIN 1999-ONLY
A-25676-99	25676-99	pk-5 SPACER, CAM DRIVE SPROCKET, (2-CAM) **.370 THICK** BIG TWIN 1999-ONLY
A-25676-SET		set-5 SPACER KIT, CAM DRIVE SPROCKET, (2-CAM) BIG TWIN 1999-ONLY SET INCLUDES: (1) each 25562-99, 25595-99, 25674-99, 25675-99, 25676-99

****SEE PAGE 49 FOR COMPLETE LIST OF 2-CAM SPACERS****

5120 HILDA ROAD* BLACKVILLE, S.C. 29817* 803-284-3304


****EASTERN MOTORCYCLE PARTS****

****NUTS****

****BIG TWIN-SPORTSTER****

****FORTY-FIVE****

****MASTER LISTING****



****NUTS ARE PACKAGED IN DIFFERENT QUANTITIES****

<u>EASTERN NUMBER</u>	<u>REPLACES OEM</u>	<u>DESCRIPTION</u>
A-355-16	355-16	each NUT, PINION SHAFT, **VL MODELS** **L/HAND THREAD** BIG TWIN 1930-1935
A-364-29	* 364-29	pk-5 NUT, MAINSHAFT, *11/16-18 THREAD** FORTY-FIVE 1933-1940
A-364-30	* 364-30	pk-5 PINION & SPROCKET SHAFT NUTS, (VL MODELS) BIG TWIN 1930-1936 **EASTERNS**
A-365-15	365-15	pair NUT, CRANK PIN, **74 & 80** (FOR 1" PIN), BIG TWIN 1921-1936
A-366-36	366-36	pair NUT, CRANK PIN, **61, 74 & 80** (FOR 1-1/8" PIN), BIG TWIN 1936-1940
35-0580	* 7515	pk-10 JAM NUT, BIG TWIN-SPORTSTER, (7/16-14, 11/16 HEX) **ZINC PLATED**
35-0432	7680W	pk-10 ACORN NUT, HI-STYLE (3/8-16) **CHROME**
A-7691W	7691W	pk-10 HEX NUT **BLACK PHOSPHATE** (1/4-24 THREAD)
A-7734W	7734W	pk-5 CASTLE NUT, REAR AXLE **CHROME** BIG TWIN 1941-1972
35-0532	7775	pk-10 NYLOCK NUT (3/8-24, 9/16 HEX) **CADMIUM**
A-7803	7803	pk-5 NUT, CLUTCH ADJUSTING SCREW, SPORTSTER 191971-E/1984
35-0546	7825	pk-10 NYLOCK NUT (7/16-20, 5/8 HEX) **CADMIUM**
A-7848W	7848	pk-10 JAM NUT, **7/16-20 THREAD** BIG TWIN L/1984-PRESENT
A-7855W	7855W	pk-5 NUT, MAINSHAFT, SPROCKET SIDE, (1-1/8" HEX) SPORTSTER L/1984-1990
A-7872	7872	pk-10 NUT, ROCKER SHAFT, **W/RED ENDS** BIG TWIN 1966-1984, SPORTSTER 1957-1985
A-7872B	7872B	pk-10 NUT, ROCKER SHAFT, **W/BLACK ENDS** BIG TWIN 1966-1984, SPORTSTER 1957-1985
A-7911	7911	pk-5 NUT, KICK STARTER & COUNTERSHAFT, BIG TWIN 1936-1985
A-7913	7913	pk-5 NUT, PINION GEAR SHAFT, SPORTSTER 1986-1990
A-7916A	7916A	pk-5 NUT, PINION GEAR SHAFT, BIG TWIN 1993-1999, SPORTSTER 1991-PRESENT
A-7925	7925	pk-5 NUT, COUNTERSHAFT **VL** BIG TWIN 1916-1936
A-7926	7926	pk-5 NUT, KICK STARTER SHAFT, SPORTSTER 1954-1979
A-7974	7974	pk-5 NUT, PINION & SPROCKET SHAFTS, FORTY-FIVE 1929-1973
A-7977	7977	pk-5 NUT, MAINSHAFT, **RIGHT SIDE** BIG TWIN 1937-1985
A-7991	7991	each NUT, MOTOR SPROCKET, FORTY-FIVE 1929-1973
35-0558	7993	pk-10 NYLOCK NUT (5/8-18, 15/16 HEX) **CADMIUM**

****CONTINUED ON NEXT PAGE****

5120 HILDA ROAD* BLACKVILLE, S.C. 29817* 803-284-3304

****EASTERN MOTORCYCLE PARTS****

****NUTS****

****BIG TWIN-SPORTSTER****

****FORTY-FIVE****

****MASTER LISTING****

<u>EASTERN NUMBER</u>	<u>REPLACES OEM</u>		<u>DESCRIPTION</u>
A-8010	8010	pair	NUT, CRANK PIN, FORTY-FIVE 1929-1973
A-8011	8011	pk-5	NUT, PINION GEAR SHAFT, SPORTSTER 1954-1981
A-8025	8025	each	NUT, MOTOR SPROCKET SHAFT, SPORTSTER 1957-1969
A-8056	8056	each	NUT, REAR AXLE SLEEVE, **ZINC PLATED** FORTY-FIVE 1935-1973
A-8095	8095	each	NUT, REAR AXLE SLEEVE, **ZINC PLATED** BIG TWIN 1937-1957
A-11730A	11730A	pk-5	NUT, CLUTCH ADJUSTING SCREW, SPORTSTER L/1984-PRESENT
A-2274-15	2274-15	pk-5	NUT, STARTER CLUTCH TO MAINSHAFT (VL MODEL) BIG TWIN 1915-1929
A-2275-15	* 2275-15	each	NUT, CLUTCH HUB TO MAINSHAFT (F,J MODEL) BIG TWIN 1915-1918
A-2275-19	2275-19	each	NUT, CLUTCH HUB TO MAINSHAFT (VL MODEL) BIG TWIN 1919-1929
A-2275-30	2275-30	each	NUT, STARTER CLUTCH TO MAINSHAFT (VL MODEL) BIG TWIN 1930-1936
A-23901-81	23901-81	pair	NUT, CRANK PIN, **883 TO 1200C/C** SPORTSTER L/1984-PRESENT
A-23902-81	23902-81	pk-5	NUT, PINION & SPROCKET SHAFT, SPORTSTER L/1981-1985
A-23966-36	23966-36	pair	NUT, CRANK PIN, (61 & 74") **STEP PIN** BIG TWIN 1936-1952
A-23966-54A	23966-54A	pair	NUT, CRANK PIN, (74 & 80") BIG TWIN 1941-E/1981
A-23967-41	23967-41	pair	NUT, CRANK PIN, (1000 & 1200C/C) BIG TWIN 1941-1953
A-23967-48	23967-48	pair	NUT, CRANK PIN, (750C/C) **K-MODEL** SPORTSTER 1952-1953
A-23967-54A	23967-54A	pair	NUT, CRANK PIN, (900 & 1000C/C) SPORTSTER 1954-E/1981
A-23967-56R	23967-56R	pair	NUT, CRANK PIN, **KRTT & XLRTT** SPORTSTER 1955-1969
A-23969-80	23969-80	pair	NUT, CRANK PIN, (1340C/C) BIG TWIN L/1981-E/1983
A-23969-83	23969-83	pair	NUT, CRANK PIN, (1340C/C) BIG TWIN L/1983-1999
A-23981-98	* 23981-98	pair	CRANK PIN NUTS, (1" X 20 THREAD) BIG TWIN 1999-PRES.
A-24003-30	24003-30	each	NUT, SPROCKET SHAFT, **11/16 X 18 THREAD** BIG TWIN 1930-1954
A-24003-55	24003-55	each	NUT, SPROCKET SHAFT, **7/8 X 14 THREAD** BIG TWIN 1955-1971
A-24016-80	24016-80	pk-5	NUT, PINION GEAR SHAFT, **3/4 X 20 THREAD** BIG TWIN 1981-1988
A-24017-80	24017-80	each	NUT, SPROCKET SHAFT, **1-1/8 X 16 THREAD** BIG TWIN 1972-1986
A-24022-90	24022-90	each	NUT, PINION SHAFT, **LEFT HAND THREAD** BIG TWIN 1991-1992
A-24023-36	24023-36	pk-5	NUT, SPROCKET SHAFT AND PINION SHAFT, BIG TWIN 1936-1970
A-24023-54	24023-54	each	NUT, PINION SHAFT, **LEFT HAND THREAD** BIG TWIN 1955-1990
A-31312-80	31312-80	each	NUT, STARTER SHAFT TO PRIMARY, BIG TWIN 1987-1988
A-31493-67	31493-67	each	NUT, STARTER SHAFT, **LEFT HAND THREAD** BIG TWIN 1965-1988, SPORT. 1967-1985
A-34179-33	34179-33	pk-5	NUT, SHIFTER FINGER BUSHING, **4-SPEED** BIG TWIN 1935-1984
A-35046-36	35046-36	pk-5	NUT, MAINSHAFT BEARING, **4-SPEED** BIG TWIN 1936-1984
A-35047-53	35047-53	each	NUT, MAINSHAFT SPROCKET, (WITH SEAL, #37339-53) SPORTSTER 1954-1970
A-35047-71A	35047-71A	each	NUT, MAINSHAFT SPROCKET, SPORTSTER 1971-E/1984
A-35078-79	35078-79	pk-5	NUT, MAINSHAFT AND COUNTERSHAFT, **5-SPEED** BIG TWIN 1980-PRESENT
A-35211-36	35211-36	each	NUT, SPROCKET TO MAIN DRIVE GEAR, BIG TWIN 1936-1984, SPORTSTER 1990-ONLY
A-35211-91	35211-91	each	NUT, SPROCKET TO MAIN DRIVE GEAR, **5-SPEED** SPORTSTER 1991-PRESENT
A-37361-41	37361-41	pk-5	NUT, CLUTCH ADJUSTING SCREW, (PUSHROD) BIG TWIN 1941-E/1984
A-37460-41	37460-41	each	NUT, CLUTCH GEAR, (MAINSHAFT) FORTY-FIVE 1941-1973
A-37495-91	37495-91	each	NUT, MAINSHAFT TO CLUTCH HUB, **5-SPEED** SPORTSTER 1991-PRESENT
A-37496-41	37496-41	each	NUT, MAINSHAFT TO CLUTCH HUB, **4-SPEED** BIG TWIN 1937-1984
A-37496-84	37496-84	each	NUT, MAINSHAFT TO CLUTCH HUB, **5-SPEED** BIG TWIN 1984-1989
A-37496-90	37496-90	each	NUT, MAINSHAFT TO CLUTCH HUB, **5-SPEED** BIG TWIN 1990-PRESENT
A-37526-56A	37526-56A	each	NUT, CLUTCH HUB, (CLUTCH GEAR) SPORTSTER 1956-1969
A-37527-67	37527-67	each	NUT, CLUTCH HUB, (CLUTCH GEAR) SPORTSTER 1967-1984
A-37581-47	37581-47	pk-3	NUT, CLUTCH HUB STUDS, **SET-3** BIG TWIN 1937-1984, FORTY-FIVE 1941-1973
A-37581-52	37581-52	pk-3	NUT, CLUTCH HUB STUDS, (LARGE) **SET-3** SPORTSTER 1954-1970
A-37582-52	37582-52	pk-3	NUT, CLUTCH HUB STUDS, (SMALL) **SET-3** SPORTSTER 1954-1970
40-0155	* 43886-30	each	NUT, FRONT AXLE SLEEVE **BLACK OXIDE** BIG TWIN 1936-1945, V.L. 1930-1936
A-47512-52	47512-52	each	NUT, SWING ARM PIVOT BOLT, **LEFT SIDE** SPORTSTER 1952-E/1974
A-47512-74	47512-74	each	NUT, SWING ARM PIVOT BOLT, **LEFT SIDE** SPORTSTER 1974-1981


5120 HILDA ROAD* BLACKVILLE, S.C. 29817* 803-284-3304

****EASTERN MOTORCYCLE PARTS****

****OIL SEALS****

****BIG TWIN-SPORTSTER****

****MASTER LISTING****



<u>EASTERN NUMBER</u>	<u>REPLACES OEM</u>	<u>DESCRIPTION</u>
A-11118	11118	pk-10 QUAD SEALS, PUSH ROD COVER, (UPPER) BIG TWIN 1981-1984
A-11124	11124	pk-5 OIL SEALS, CAM GEAR COVER, SPORTSTER 1971-PRESENT
A-11133A	11133A	pk-10 QUAD SEALS, PUSH ROD COVER, (LOWER) BIG TWIN 1979-1984
A-11148	11148	pk-10 QUAD SEALS, SHIFTER LEVER SHAFT, BIG TWIN 1982-1986
A-11165	11165	pk-10 QUAD SEALS, BALL BEARING, BIG TWIN 1984-2006, SPORTSTER 1991-2005
A-11291	11291	pk-10 O-RINGS/SEALS, MANIFOLD AIR PRESSURE, BIG TWIN 1999-2007
A-12002	12002	pk-5 OIL SEALS, GENERATOR, **REAR END COVER** BIG TWIN 1958-1969, SPORT. 1958-'73
A-12010	12010	pk-5 OIL SEALS, FOOT SHIFTER COVER, BIG TWIN 1979-1985
A-12013	12013	pk-5 OIL SEALS, MAIN DRIVE GEAR **WITH RUBBER O.D.** BIG TWIN 1965-1966 & L/1981-'90
A-12013A	12013A	pk-5 OIL SEALS, MAIN DRIVE GEAR **WITH METAL O.D.** BIG TWIN 1965-1966 & L/1981-1990
A-12014	12014	pk-5 OIL SEALS, CLUTCH HUB NUT, BIG TWIN 1965-1984
A-12018	12018	pk-5 OIL SEALS, INNER CHAIN HOUSING, BIG TWIN 1970-1978
A-12021	12021	pk-5 OIL SEALS, CLUTCH GEAR, SPORTSTER 1967-1970
A-12022	12022	pk-5 OIL SEALS, MAIN DRIVE GEAR, BIG TWIN 1965-E/1981
A-12023	12023	pk-5 OIL SEALS, MAGNETO MOUNTING, SPORTSTER 1962-1969
A-12026	12026A	pk-5 OIL SEALS, SPROCKET SHAFT, (LEFT SIDE) BIG TWIN 1970-1999
A-12026B	12026B	pk-5 OIL SEALS, SPROCKET SHAFT, (LEFT SIDE) BIG TWIN 1970-1999
A-12030	12030p	pk-5 OIL SEALS, MAIN DRIVE GEAR, SPORTSTER 1991-2005
A-12035	12035	pk-5 OIL SEALS, MAIN DRIVE GEAR, **5-SPEED** BIG TWIN 1991-PRESENT
A-12036	12036	pk-5 OIL SEALS, OIL PUMP OUTER PLATE, SPORTSTER 1977-1982
A-12036A	12036A	pk-5 OIL SEALS, OIL PUMP OUTER PLATE, SPORTSTER 1983-1990
A-12043	12043	pk-5 OIL SEALS, STARTER SHAFT, **5-SPEED** BIG TWIN 1980-1984
A-12044	12044	pk-5 OIL SEALS, MAINSHAFT, CLUTCH SIDE, **5-SPEED** BIG TWIN 1980-1984
A-12045	12045	pk-5 OIL SEALS, SHIFTER SHAFT LEVER, **5-SPEED** BIG TWIN 1980-2006
A-12047	12047	pk-5 OIL SEALS, REAR WHEEL, BIG TWIN 1980-1981
A-12049	12049	pk-5 OIL SEALS, COUNTERSHAFT & MAINSHAFT SPROCKET, SPORTSTER 1984-1990
A-12050	12050	pk-5 OIL SEALS, MAINSHAFT, CLUTCH SIDE, **5-SPEED** B/T 1984-1994, SPORT. 1991-1994
A-12051	12051	pk-5 OIL SEALS, STARTER SHAFT, **5-SPEED** BIG TWIN 1984-1990
A-12052	12052	pk-5 OIL SEALS, INNER CHAIN HOUSING, (MAINSHAFT) **5-SPEED** BIG TWIN 1985-PRES.
43-0200	12074	pk-5 OIL SEALS, MAINSHAFT, CLUTCH SIDE, BIG TWIN 2006-PRES, SPORTSTER 2006-PRES

****CONTINUED ON NEXT PAGE****

****EASTERN MOTORCYCLE PARTS****

****OIL SEALS****

****BIG TWIN-SPORTSTER****

****MASTER LISTING****

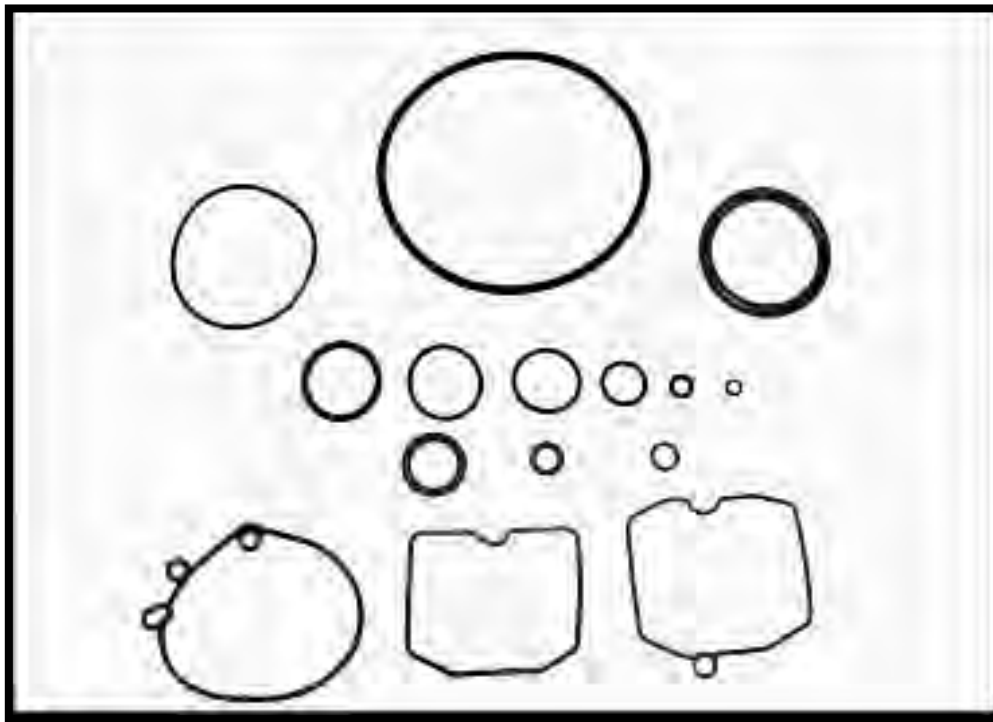
<u>EASTERN NUMBER</u>	<u>REPLACES OEM</u>		<u>DESCRIPTION</u>
A-12053A	12053A	pk-5	OIL SEALS, INNER CHAIN HOUSING, (STARTER SHAFT) **5-SPEED** B/T 1989-1993
A-12066	12066	pk-5	OIL SEALS, INNER CHAIN HOUSING, (STARTER SHAFT) **5-SPEED** BIG TWIN 1994-P.
A-12067A	12067A	pk-5	OIL SEALS, MAINSHAFT, **5-SPEED** BIG TWIN 1994-2006, SPORTSTER 1995-2005
A-12068	12068	pk-5	OIL SEALS, SPROCKET SHAFT, **2-CAM** BIG TWIN 1999-PRES, SPORTSTER 2004-P.
A-12071K	12071K	pk-5	OIL SEALS, SHIFTER SHAFT, **VRSC** V-ROD 2002-PRESENT
A-12072K	12072K	pk-5	OIL SEALS, MAINSHAFT, CLUTCH SIDE **VRSC** V-ROD 2002-PRESENT
43-0205	12077	pk-5	OIL SEALS, MAIN DRIVE GEAR, **2-CAM** BIG TWIN 2006-PRESENT
44-0500	* 17393-07	pk-10	SEALS, ROCKER BREATHER, (RUBBER) SPORTSTER 2007-PRESENT
A-17475-38	17475-38	pk-4	OIL SEALS, ROCKER ARMS, (LATHE CUT) BIG TWIN 1936-1947
A-17475-38B	17475-38	pk-4	OIL SEALS, ROCKER ARMS, (OEM STYLE) BIG TWIN 1936-1947
A-26227-58	26227-58	pk-5	OIL SEALS, OIL PUMP BODY, BIG TWIN 1968-1999, SPORTSTER L/1958-1976
A-26992-99	26992-99	pk-10	SEALS, INTAKE MANIFOLD, **KEIHIM CARBURETOR** BIG TWIN 1999-2000
A-26995-86A	26995-86A	pk-10	SEALS, INTAKE MANIFOLD, **KEIHIM CARB.** BIG TWIN 1990-PRES., SPORT. 1986-P.
A-27002-89	27002-89	each	SEALS, INTAKE MANIFOLD, (SEAL RING) BIG TWIN 1990-2006, SPORT. 1988-2006
A-27062-78	27062-78	pk-10	SEALS, INTAKE MANIFOLD, **IMPORTED** BIG TWIN 1978-1984, SPORT. 1978-1985
A-27062-78A	27062-78	pk-10	SEALS, INTAKE MANIFOLD, **U.S.A.** BIG TWIN 1978-1984, SPORT. 1978-1985
A-29911-82	29911-82	pk-5	OIL SEALS, GENERATOR, GEAR END, SPORTSTER 1982-E/1984
A-30145-46A	30145-46A	pk-5	OIL SEALS, GENERATOR, END COVER, BIG TWIN 1932-1969, SPORTSTER 1952-1981
A-31341-80	31341-80	pk-5	OIL SEALS, STARTER SHAFT HOUSING, BIG TWIN 1982-1984
A-33076-37	33076-37	pk-5	OIL SEALS, KICK STARTER SHAFT, BIG TWIN 1937-1969, SPORTSTER 1952-1979
A-34035-52	34035-52	pk-5	OIL SEALS, SHIFTER SHAFT LEVER, SPORTSTER 1952-1990
A-34036-36	34036-36	pk-5	OIL SEALS, SHIFTER CAM SHAFT, BIG TWIN 1937-1979, FORTY-FIVE 1941-1973
A-34831-39	34831-39	pk-10	OIL SEALS, CASE COVER (LATHE CUT) FORTY-FIVE 1941-1973
A-35151-52A	35151-52A	pk-5	OIL SEALS, MAINSHAFT & SPROCKET SHAFT, SPORTSTER 1954-1976
A-35151-74	35151-74	pk-5	OIL SEALS, MAINSHAFT & SPROCKET SHAFT, SPORTSTER 1977-2003
A-35230-36	35230-39	pk-5	OIL SEALS, MAINSHAFT RACE, **4-SPEED** BIG TWIN 1936-1979
A-37101-84	37101-84	pk-5	OIL SEALS, SHIFTER SHAFT LEVER, BIG TWIN 1984-1986, SPORTSTER 1986-1990
A-37107-06	37107-06	pk-5	OIL SEALS, SHIFTER SHAFT LEVER, SPORTSTER 2006-PRESENT
A-37339-53	37339-53	pk-5	OIL SEALS, MAINSHAFT NUT, SPORTSTER 1954-1970
A-37465-41	37465-41	pk-5	OIL SEALS, MAIN DRIVE GEAR, FORTY-FIVE 1941-1973
A-37531-56B	37531-56B	pk-5	OIL SEALS, CLUTCH GEAR, SPORTSTER 1956-1969
A-37740-57	37740-57	pk-5	OIL SEALS, CLUTCH SPROCKET SHELL, SPORTSTER 1957-1969
A-37741-67	37741-67	pk-5	OIL SEALS, MAINSHAFT & CLUTCH HUB, BIG TWIN 1980-1981, SPORTSTER 1967-1970
A-37741-82	37741-82	pk-5	OIL SEALS, MAINSHAFT DRIVE GEAR, BIG TWIN 1982-1986
A-41210-55	41210-55	pk-5	OIL SEALS, REAR WHEEL BEARING, BIG TWIN 1967-1972, SPORTSTER 1955-1978
A-45378-87	45378-87	pk-5	OIL SEALS, FRONT FORK, (SLIDER TUBE) BIG TWIN 1987-1996, SPORTSTER 1988-2009
A-45387-83	45387-83	pk-5	OIL SEALS, FRONT FORK, (SLIDER TUBE) BIG TWIN 1985-1990, SPORT. 1984-1987
A-45400-75	45400-75	pk-5	OIL SEALS, FRONT FORKS, **SHOWA** BIG TWIN 1976-1983, SPORTSTER 1975-1983
A-45843-77	45843-77	pk-5	OIL SEALS, FRONT FORKS, **SHOWA** BIG TWIN 1977-1984
A-45852-48	45852-48A	pk-5	OIL SEALS, FRONT FORKS, (UPPER LEG) BIG TWIN 1949-1977
A-45875-84	45875-84	pk-5	OIL SEALS, FRONT FORK, (SLIDER TUBE) BIG TWIN 1984-PRESENT
A-45927-73	45927-73	pk-5	OIL SEALS, FRONT FORKS, **KAYABA** BIG TWIN 1973-1976, SPORTSTER 1973-1974
A-45975-71	45975-71	pk-5	OIL SEALS, FRONT FORK LEG, BIG TWIN 1971-1972, SPORTSTER 1971-1972
A-46514-01	46514-01	pk-5	OIL SEALS, FRONT FORK LEG, BIG TWIN 2001-PRESENT
A-47519-58	47519-58	pk-5	OIL SEALS, WHEEL HUB SWING ARM, BIG TWIN 1958-1972
A-47519-72	47519-72	pk-5	OIL SEALS, WHEEL HUB SWING ARM, BIG TWIN 1973-1983, SPORTSTER 1973-1983
A-47519-83A	47519-83A	pk-5	OIL SEALS, WHEEL HUB SWING ARM, (THICK) BIG TWIN 1984-'99, SPORTSTER 1984-'99
A-60641-74	60641-74	pk-5	OIL SEALS, SHIFTER SHAFT, (PRIMARY COVER) BIG TWIN 1974-1984
A-62360-50	62360-50	pk-10	OIL SLEEVE, GAS LINES, BIG TWIN 1950-1965, SPORTSTER 1954-1976
A-63529-50	63529-50	pk-10	OIL SLEEVE, OIL LINES, BIG TWIN 1949-1964, SPORTSTER 1954-1966
L-3-942	63529-57	pk-10	OIL SLEEVE, OIL LINES, BIG TWIN 1966-1984, SPORTSTER 1957-1985
A-83162-51	83162-51	pk-5	OIL SEALS, CRANKCASE, BIG TWIN 1970-1999

****EASTERN MOTORCYCLE PARTS****

****O-RINGS****

****BIG TWIN-SPORTSTER****

****MASTER LISTING****



<u>EASTERN NUMBER</u>	<u>REPLACES OEM</u>	<u>DESCRIPTION</u>
44-0305	10957	pk-10 O-RINGS, STARTER MOTOR SUB ASSEMBLY, BIG TWIN 2008-PRES., SPORT. 2008-PRES
44-0135	* 10969	pk-10 O-RINGS, OIL PUMP ASSEMBLY COVER, SPORTSTER 2009-PRESENT
44-0140	* 10996	pk-10 O-RINGS, OIL PUMP COVER, SPORTSTER 2009-PRESENT
A-11100	11100	pk-10 O-RINGS, TAPPET GUIDES, SPORTSTER 1957-1985
A-11101	11101	pk-10 O-RINGS, ROCKER ARM SHAFT, BIG TWIN 1966-1984, SPORTSTER 1957-1985
A-11101X	11101	pk-10 O-RINGS, ROCKER ARM SHAFT, **OVERSIZE** BIG TWIN 1966-1984, SPORT. 1957-1985
A-11102	11102	pk-10 O-RINGS, CIRCUIT BREAKER HOUSING, SPORTSTER 1966-1969
A-11103	11103	pk-10 O-RINGS, CLUTCH GEAR END, SPORTSTER 1957-1969
A-11105	11105	pk-10 O-RINGS, OIL PUMP AND DRAIN PLUG, BIG TWIN 1978-PRES., SPORTSTER 1978-PRES.
A-11106	11106	pk-10 O-RINGS, FILLER CAP, **CHAIN COVER** SPORTSTER 1971-1978
A-11107	11107	pk-10 O-RINGS, CARBURETOR ADAPTER, BIG TWIN 1967-1970, SPORTSTER 1966-1971
A-11110	11110	pk-10 O-RINGS, TACHOMETER AND TAPPET GUIDES, SPORT. 1962-1969, SPORT. 1986-PRES
A-11113	11113	pk-10 O-RINGS, MAIN DRIVE GEAR **883 & 1200 C/C) SPORTSTER 2006-PRESENT
A-11115	11115	pk-10 O-RINGS, COUNTERSHAFT & XR ROCKER SHAFT, BIG TWIN 1965-1984, SP. 1983-1985
A-11116	11116	pk-10 O-RINGS, STARTER HOUSING, (HITACHI) BIG TWIN 1988-2007, SPORTSTER 1981-2007
A-11117	11117	pk-10 O-RINGS, SHIFTER LEVER SLEEVE, BIG TWIN 1984-2005
A-11119	11119	pk-10 O-RINGS, CLUTCH GEAR, SPORTSTER 1967-1970
A-11120	11120	pk-10 O-RINGS, OIL SPOUT DIP STICK, **6-SPEED** BIG TWIN 2006-PRESENT
A-11123	11123	pk-10 O-RINGS, VALVE SPRING COVER, **FLATHEAD** FORTY-FIVE 1969-1973
A-11125	11125	pk-10 O-RINGS, INNER CHAIN HOUSING, BIG TWIN 1970-1982
A-11132	11132	pk-10 O-RINGS, PUSHROD COVER, (MIDDLE) BIG TWIN 1979-PRES., SPORTSTER 1979-1989
A-11133	11133	pk-10 O-RINGS, PUSHROD COVER, (LOWER) BIG TWIN 1979-1984

****CONTINUED ON NEXT PAGE****

5120 HILDA ROAD* BLACKVILLE, S.C. 29817* 803-284-3304

Pg 134

****EASTERN MOTORCYCLE PARTS****

****O-RINGS****

****BIG TWIN-SPORTSTER****

****MASTER LISTING****

<u>EASTERN NUMBER</u>	<u>REPLACES OEM</u>	<u>DESCRIPTION</u>
A-11139	11139	pk-10 O-RINGS, FILLER CAP, **PRIMARY COVER** SPORTSTER 1978-PRESENT
A-11140	11140	pk-10 O-RINGS, AIR CONTROL CAP, (FRONT FORK) BIG TWIN 1984-PRESENT
A-11145	11145	pk-10 O-RINGS, TAPPET GUIDES, BIG TWIN 1984-PRESENT, SPORTSTER 1986-PRESENT
A-11147	11147	pk-10 O-RINGS, CHAIN HOUSING COVER, BIG TWIN 1982-2006
A-11156	11156	pk-10 O-RINGS, FRONT FORK AIR CONTROL, BIG TWIN 1984-1986
A-11157	11157	pk-10 O-RINGS, PUSHROD COVER, (UPPER) BIG TWIN 1984-1999, SPORTSTER 1986-2006
A-11159	11159	pk-10 O-RINGS, OIL TANK FITTINGS, BIG TWIN 1984-1999
A-11162	11162	pk-10 O-RINGS, MAINSHAFT, RIGHT END **5-SPEED** BIG TWIN 1984-1999
A-11166	11166	pk-10 O-RINGS, COUNTERSHAFT, **4-SPEED** BIG TWIN 1985-1986
A-11167	11167	pk-10 O-RINGS, TAPPET GUIDES, (UPPER) SPORTSTER 1986-PRESENT
A-11168	11168	pk-10 O-RINGS, TAPPET GUIDES, (LOWER) SPORTSTER 1986-PRESENT
A-11170	11170	pk-10 O-RINGS, FRONT FORK AIR CONTROL, BIG TWIN 1987-1999
A-11171	11171	pk-10 O-RINGS, FRONT FORK AIR CONTROL & STARTER MOTOR, B/T 1987-1996, SP. 1986-P.
A-11172	11172	pk-10 O-RINGS, GEARCASE, CAM GEAR OILER, SPORTSTER 1985-ONLY
A-11173	11173	pk-10 O-RINGS, FRONT WHEEL BEARING, BIG TWIN 1987-1996
A-11174	11174	pk-10 O-RINGS, GAS TANK STRAP, BIG TWIN 1987-1996
A-11176	11176	pk-10 O-RINGS, TAPPET COVER, SPORTSTER 1991-PRESENT
A-11178	11178	pk-10 O-RINGS, FILLER PLUG, BIG TWIN 1987-1992
A-11179	11179	pk-10 O-RINGS, CLUTCH CABLE, BIG TWIN 1987-PRESENT
A-11187	11187	pk-10 O-RINGS, CLUTCH INSPECTION COVER, **883,1200C/C** SPORTSTER 1991-1994
A-11188	11188	pk-10 O-RINGS, CHAIN INSPECTION COVER, **883,1200C/C** SPORTSTER 1991-2003
A-11190	11190	pk-10 O-RINGS, PUSHROD COVER, (UPPER) **883,1200C/C** SPORTSTER 1991-PRESENT
A-11191	11191	pk-10 O-RINGS, SHIFTER LEVER, BIG TWIN 1990-1996
A-11201	11201	pk-10 O-RINGS, MAIN DRIVE GEAR **DYNA** BIG TWIN 2006-PRESENT
A-11241	11241	pk-10 O-RINGS, OIL PUMP COVER, (LOWER) BIG TWIN 1992-1999
A-11256	11256	pk-10 O-RINGS, CYLINDER SPIGOT TO CASE, **2-CAM** BIG TWIN 1999-PRESENT
A-11270	11270	pk-10 O-RINGS, ROCKER ARM SUPPORT, **2-CAM** BIG TWIN 1999-PRESENT
A-11273	11273	pk-10 O-RINGS, CYLINDER DECK RING DOWEL, **2-CAM** BIG TWIN 1999-PRESENT
A-11286	11286	pk-10 O-RINGS, OIL PUMP, RIGHT SIDE (OUTER) **2-CAM** BIG TWIN 1999-2006
A-11288	11288	pk-10 O-RINGS, CAM POSITION SENSOR, **2-CAM** BIG TWIN 1999-2001
A-11289	11289	pk-10 O-RINGS, CRANKSHAFT POSITION SENSOR, BIG TWIN 1999-PRES. SPORT. 2004-PRES
A-11290	11290	pk-10 O-RINGS, NEUTRAL INDICATOR SWITCH, BIG TWIN 1999-PRESENT
A-11291	11291	pk-10 O-RINGS/SEALS, MANIFOLD AIR PRESSURE, BIG TWIN 1999-2007
A-11292	11292	pk-10 O-RINGS, CARBURETOR BACKING PLATE, **2-CAM** BIG TWIN 1999-PRESENT
A-11293	11293	pk-10 O-RINGS, UPPER PUSHROD COVER & OIL PUMP, **2-CAM** BIG TWIN 1999-PRESENT
A-11298	11298	pk-10 O-RINGS, CAM SUPPORT PLUG, **2-CAM** BIG TWIN 1999-2006
A-11301	11301	pk-10 O-RINGS, OIL PUMP, RIGHT SIDE (INNER) **2-CAM** BIG TWIN 1999-PRESENT
A-11312K	11312K	pk-10 O-RINGS, OIL PUMP THERMOSTAT TUBE, **VRSC** V-ROD 2002-PRESENT
A-11314K	11314K	pk-10 O-RINGS, CYLINDER LINER, **VRSC** V-ROD 2002-PRESENT
44-0133	11324	pk-10 O-RINGS, PRIMARY COVER DRAIN PLUG, BIG TWIN 2004-2006
A-11326	11326	pk-10 O-RINGS, OIL LINE CONNECTOR, BIG TWIN 2000-PRESENT
A-11331K	11331K	pk-10 O-RINGS, OIL PUMP HOUSING, **VRSC** V-ROD 2002-PRESENT
44-0110	11345	pk-10 O-RINGS, OIL TANK DIPSTICK, BIG TWIN 2000-PRESENT
A-11361	11361	pk-10 O-RINGS, AIR INTAKE SENSOR, **VRSC** V-ROD 2002-PRESENT
A-11377	11377	pk-10 O-RINGS, PUSHROD COVER, (UPPER) **883,1200C/C** SPORTSTER 2004-PRESENT
A-11573	11573	pk-10 O-RINGS, OIL SPOUT, **6-SPEED** BIG TWIN 2006-PRESENT
44-0100	11621	pk-10 O-RINGS, BREATHER CHECK VALVE, SPORTSTER 2010-PRESENT
44-0120	11625	pk-10 O-RINGS, BREATHER CHECK VALVE, SPORTSTER 2010-PRESENT
44-0125	* 11631	pk-10 O-RINGS, MAIN DRIVE GEAR SPACER, SPORTSTER 2009-PRESENT

****CONTINUED NEXT PAGE****

5120 HILDA ROAD* BLACKVILLE, S.C. 29817* 803-284-3304

Pg 135

****EASTERN MOTORCYCLE PARTS****

****O-RINGS****

****BIG TWIN-SPORTSTER****



****MASTER LISTING****

<u>EASTERN NUMBER</u>	<u>REPLACES OEM</u>	<u>DESCRIPTION</u>
A-17944-89	17944-89	pk-10 O-RINGS, PUSHROD COVER, (LOWER) **883,1200C/C** SPORTSTER 1991-PRESENT
47-2200	* 25416-70A	pk-5 GASKETS, DERBY COVER, **FOAMET MATERIAL** BIG TWIN 1970-1998
A-25416-84	25416-84	pk-10 O-RINGS, CLUTCH INSPECTION COVER, **4 & 5 SPEED** BIG TWIN 1984-1997
A-25416-84B	25416-84B	pk-10 O-RINGS, CLUTCH INSPECTION COVER, **QUAD RING** BIG TWIN 1984-1998
47-2205	* 25416-99B	pk-5 GASKETS, DERBY COVER, **FOAMET MATERIAL** BIG TWIN 1999-2006
A-25416-99	25416-99	pk-10 O-RINGS, CLUTCH INSPECTION COVER, **2-CAM** BIG TWIN 1999-2006
A-26432-76A	26432-76A	pk-10 O-RINGS, CYLINDER STUD INSERT & OIL PUMP BODY, B/T 1985-'07, SPORT. 1977-1990
A-26433-77	26433-77	pk-10 O-RINGS, OIL PUMP CHECK VALVE, SPORTSTER 1977-1990
A-26434-76A	26434-76A	pk-10 O-RINGS, OIL PUMP COVER, SPORTSTER 1977-1990
A-26434-91	26434-91	pk-10 O-RINGS, OIL PUMP COVER, SPORTSTER 1991-PRESENT
A-27060-55	27060-55	pk-10 O-RINGS, INTAKE MANIFOLD, BIG TWIN 1955-1978, SPORTSTER 1957-1978
A-27121-89	27121-89	pk-10 O-RINGS, FLOAT BOWL VALVE, **CARBURETOR** BIG TWIN 1990-1992, SP. 1989-1989
A-27157-89	27157-89	pk-10 O-RINGS, FLOAT BOWL DRAIN SCREW, BIG TWIN 1990-1999, SPORTSTER 1989-2006
A-27237-95	27237-95	pk-10 O-RINGS, FUEL FITTING (UPPER) **FUEL INJECTED** BIG TWIN 1996-2001
A-27244-95	27244-95	pk-10 O-RINGS, FUEL FITTING (UPPER) **FUEL INJECTED** BIG TWIN 1996-2001
A-27324-83	27324-83	pk-10 O-RINGS, FLOAT BOWL, **KEIHIM CARB.** BIG TWIN 1984-1990, SPORT. 1984-PRES.
A-27326-71	27326-71	pk-10 O-RINGS, FLOAT BOWL, **BENDIX CARB.** BIG TWIN 1971-1975, SPORT. 1972-1976
A-27336-76	27336-76	pk-10 O-RINGS, CARBURETOR FLANGE, BIG TWIN 1976-1978, SPORTSTER 1976-1978
A-27358-76	27358-76	pk-10 O-RINGS, FLOAT BOWL, **KEIHIM CARB.** BIG TWIN 1976-1978, SPORT. 1976-1978
A-27360-76	27360-76	pk-10 O-RINGS, PUMP ACCELERATOR **KEIHIM CARBURETOR** B/T 1976-P., SPORT 1976-P
44-0300	27444-00Y	pk-10 O-RING, STARTER MOTOR, BIG TWIN 2007-PRESENT, SPORTSTER 2000-PRESENT
A-27577-88	27577-88	pk-5 O-RINGS, FLOAT BOWL CHAMBER, BIG TWIN 1990-1991, SPORTSTER 1988-1991
A-27577-92	27577-92	pk-5 O-RINGS, FLOAT BOWL CHAMBER, BIG TWIN 1992-2006, SPORTSTER 1992-2006
A-27889-78	27889-78	pk-10 O-RINGS, FLOAT BOWL, **KEIHIM CARB.** BIG TWIN 1978-1983, SPORTSTER 1978-1983
A-31695-90	31695-90	pk-10 O-RINGS, STARTER CLUTCH HOUSING, BIG TWIN 1991-2010
A-33340-90	33340-90	pk-10 O-RINGS, STARTER SHAFT, BIG TWIN 1990-1992
A-34036-80	34036-80	pk-10 O-RINGS, SHIFTER CAM SHAFT & STARTER MOTOR, BIG TWIN 1980-1984, SP. 1981-'86
A-44059-83	44059-83	pk-10 O-RINGS, BRAKE CALIPER, **FRONT** BIG TWIN 1983-1999, SPORTSTER 1983-1999
A-44127-72A	44127-72A	pk-10 O-RINGS, BRAKE CALIPER, **FRONT & REAR** BIG TWIN 1972-1980, SPORT. 1973-1974
A-45443-86	45443-86	pk-10 O-RINGS, FRONT FORK, **UPPER TUBE** BIG TWIN 1986-1998
A-45780-52	45780-52	pk-10 O-RINGS, FRONT FORK TUBE CAP, SPORTSTER 1954-1970
A-45845-77	45845-77	pk-10 O-RINGS, SLIDER TUBE PLUG, BIG TWIN 1977-PRESENT
A-45982-73	45982-73	pk-10 O-RINGS, SLIDER TUBE CAP, BIG TWIN 1973-PRESENT, SPORTSTER 1973-PRESENT
A-45984-87	45984-87	pk-10 O-RINGS, FRONT FORK TUBE PLUG, BIG TWIN 1987-PRESENT
A-62672-90	62672-90	pk-10 O-RINGS, LOWER DIP STICK COVER, **5-SPEED** BIG TWIN 1991-PRESENT
A-62673-90	62673-90	pk-10 O-RINGS, OIL SPOUT UPPER COVER, **5-SPEED** BIG TWIN 1991-PRESENT
A-63879-53	63879-53	pk-10 O-RINGS, OIL FILTER CUP, BIG TWIN 1958-1982, SPORTSTER 1954-1978

****EASTERN MOTORCYCLE PARTS****

****ROLL & DOWEL PINS****

****BIG TWIN-SPORTSTER****



EASTERN NUMBER

REPLACES OEM

DESCRIPTION

****ROLL PINS****

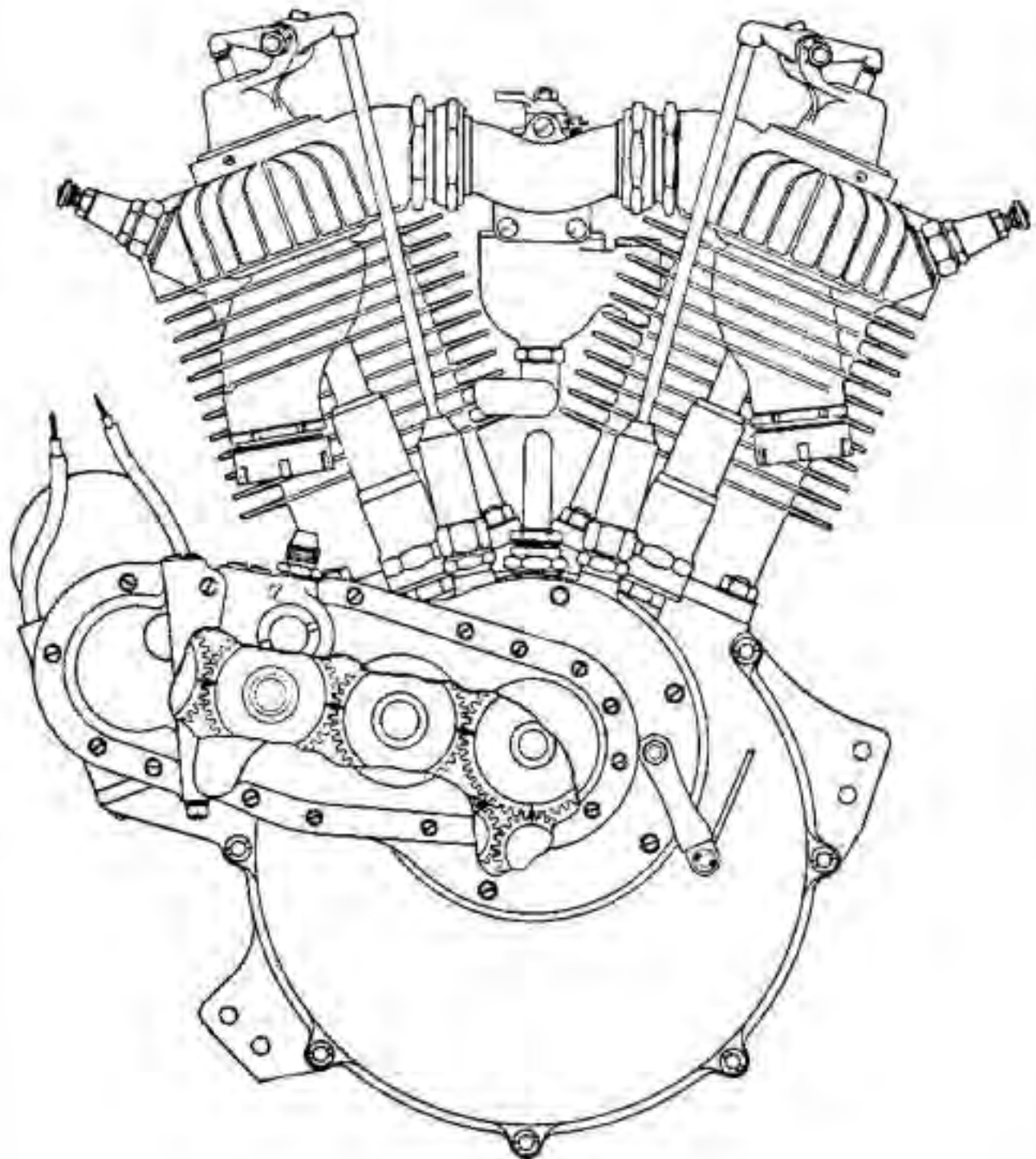
A-238	238	pk-25	ROLL PINS, **3/32 X 1/2" LONG** BIG TWIN-SPORTSTER (ZINC PLATED)
A-239	239	pk-25	ROLL PINS, **3/32 X 9/16" LONG** BIG TWIN-SPORTSTER (ZINC PLATED)
A-271	271	pk-25	ROLL PINS, **1/8 X 1/4" LONG** CAM BUSHINGS, BIG TWIN 1930-P., SPORT. 1952-P.
A-334A	334A	pk-25	ROLL PINS, **1/8 X 3/8" LONG** BIG TWIN-SPORTSTER (ZINC PLATED)
A-600	600	pk-25	ROLL PINS, **1/8 X 1/2" LONG** BIG TWIN-SPORTSTER (ZINC PLATED)
A-601	601	pk-25	ROLL PINS, **1/8 X 3/4" LONG** BIG TWIN-SPORTSTER (ZINC PLATED)
A-603	603	pk-25	ROLL PINS, **3/32 X 1/2" LONG** BIG TWIN-SPORTSTER (BLACK OXED)
A-604	604	pk-25	ROLL PINS, **1/8 X 3/8" LONG** BIG TWIN-SPORTSTER (ZINC PLATED)
A-609	609	pk-25	ROLL PINS, **3/8 X 5/16" LONG** BIG TWIN-SPORTSTER (ZINC PLATED)
A-612	612	pk-25	ROLL PINS, **3/32 X 3/4" LONG** BIG TWIN-SPORTSTER (ZINC PLATED)
A-613	613	pk-25	ROLL PINS, **1/8 X 1-1/4" LONG** BIG TWIN-SPORTSTER (ZINC PLATED)
A-614	614	pk-25	ROLL PINS, **1/8 X 1" LONG** BIG TWIN-SPORTSTER (ZINC PLATED)
A-615	615	pk-25	ROLL PINS, **3/32 X 7/16" LONG** BIG TWIN-SPORTSTER (ZINC PLATED)
A-620	620	pk-25	ROLL PINS, **FOR BREAKER WEIGHTS** BIG TWIN 1970-1979, SPORTSTER 1971-1979
A-623	623	pk-25	ROLL PINS, **1/16 X 1/4" LONG** BIG TWIN-SPORTSTER (ZINC PLATED)
A-631	* 631	pk-25	ROLL PINS, **1/4 X 1/2" LONG** BIG TWIN-SPORTSTER (ZINC PLATED)
A-634	634	pk-10	ROLL PINS, **3/32 X 3/4" LONG** BIG TWIN-SPORTSTER (ZINC PLATED)

****DOWEL PINS****

A-215	215	pk-10	DOWEL PINS **3/32 X .748" LONG**
A-223	223	pk-10	DOWEL PINS, **1/8 X 1.625" LONG** OIL PUMP, BIG TWIN 1980-E1982
A-240	240	pk-25	DOWEL PINS, **0.094 X .488" LONG** OIL PUMP FEED GEAR, SPORTSTER 1961-1971
A-275	275	pk-25	DOWEL PINS, **1/32 X 1/4" LONG** CAM BUSHINGS, BIG TWIN 1930-1998, SP. 1952-98
A-333	333	pk-25	DOWEL PINS, OIL STRAINER IN CRANKCASE, SPORT. 1952-1976, FORTY-FIVE 1937-'73
A-327	* 327	pk-25	DOWEL PINS, **1/8 X .680 LONG** GENERATOR GEAR, BIG TWIN 1932-1957
A-337	337	pk-10	DOWEL PINS, **3/64 X 1.001" ** TRANSMISSION, BIG TWIN 1989-PRESENT
A-358	358	pk-10	DOWEL PINS **251 X .496" LONG**
A-375	375	pk-25	DOWEL PINS, **3/32 X .690" LONG**
V-13-200	377	pk-10	DOWEL PINS, CAM COVER, **3/32 X 1.065 LONG** BIG TWIN-SPORTSTER
V-13-205	* 16583-00A	pk-10	DOWEL RING, BALANCE SHAFT, **3/32 X .375 LONG** BIG TWIN 2001-PRESENT
V-13-210	* 16589-99A	pk-10	DOWEL RING, CAM SUPPORT PLATE, **3/32 X .400 LONG** BIG TWIN 1999-PRESENT
A-26430-76	* 26430-76	pk-25	DOWEL PINS, **1/32 X .310 LONG** GEAR SHAFT, SPORTSTER 1977-1990
41-0148	*	set-8	DOWEL PINS, ROCKER ARM BLOCKS, **1/8 X .495 LONG** BIG TWIN 1948-1965
24754-75A	* 24754-75A	pk-10	DOWEL PINS, CRANKCASE **3/32 X .500 LONG** SPORTSTER 1976-1978

5120 HILDA ROAD* BLACKVILLE, S.C. 29817* 803-284-3304

****EASTERN MOTORCYCLE PARTS****




5120 HILDA ROAD* BLACKVILLE, S.C. 29817* 803-284-3304

****EASTERN MOTORCYCLE PARTS****

****ROCKER ARMS****

****BIG TWIN-SPORTSTER****



****ALL EASTERNS ROCKER ARMS ARE IMPORTED****
****UNLESS NOTED OTHERWISE****

<u>EASTERN NUMBER</u>	<u>REPLACES OEM</u>		<u>DESCRIPTION</u>
M-4-4580	17360-48	each	ROCKER ARM (ONLY), REAR EXHAUST-FRONT INTAKE, BIG TWIN 1948-1965
M-4-4585	17360-48	each	ROCKER ARMS, **WITH BEARING BLOCKS** REAR-EX, FRONT-IN, BIG TWIN 1948-1965
	17611-48A		
M-4-4570	17360-66A	each	ROCKER ARM, REAR EXHAUST-FRONT INTAKE, BIG TWIN 1966-1984
M-4-4574	17360-83	each	ROCKER ARM, REAR EXHAUST-FRONT INTAKE, BIG TWIN 1984-PRES., SPORT. 1986-P.
M-4-4582	17375-48	each	ROCKER ARM (ONLY), FRONT EXHAUST-REAR INTAKE, BIG TWIN 1948-1965
M-4-4587	17375-48	each	ROCKER ARMS, **WITH BEARING BLOCKS** FRONT-EX, REAR-IN, BIG TWIN 1948-1965
	17611-48A		
M-4-4572	17375-66A	each	ROCKER ARM, FRONT EXHAUST-REAR INTAKE, BIG TWIN 1966-1984
M-4-4576	17375-83	each	ROCKER ARM, FRONT EXHAUST-REAR INTAKE, BIG TWIN 1984-PRES., SPORT. 1986-P.
M-4-4590	17394-57A	each	ROCKER ARM, FRONT EXHAUST, SPORTSTER 1957-1985
M-4-4591	17395-57A	each	ROCKER ARM, REAR EXHAUST, SPORTSTER 1957-1985
M-4-4592	17396-57A	each	ROCKER ARM, FRONT INTAKE, SPORTSTER 1957-1985
M-4-4593	17397-57A	each	ROCKER ARM, REAR INTAKE, SPORTSTER 1957-1985
41-0148	*	set-8	DOWEL PINS, ROCKER ARM BLOCKS, ** .1875 X .495 LONG** BIG TWIN 1948-1965

****EASTERN MOTORCYCLE PARTS****

****ROCKER ARM SHAFTS****

****BUSHINGS AND SPACERS****

****BIG TWIN-SPORTSTER****



****EASTERN'S SHAFTS, BRONZE BUSHINGS, BEARINGS****

****AND SPACERS ARE MADE IN U.S.A.****


<u>EASTERN NUMBER</u>	<u>REPLACES OEM</u>	<u>DESCRIPTION</u>
A-6767		pk-10 ROCKER ARM SHIMS, **.007 THICK** BIG TWIN 1966-1984, SPORTSTER 1957-1985
A-6767A		pk-10 ROCKER ARM SHIMS, **.005 THICK** BIG TWIN 1966-1984, SPORTSTER 1957-1985
A-6767B		pk-10 ROCKER ARM SHIMS, **.015 THICK** BIG TWIN 1966-1984, SPORTSTER 1957-1985
A-17428-57		pk-4 ROCKER ARM BUSHINGS, **660 SOLID BRONZE** BIG TWIN 1966-P., SPORT. 1957-P.
A-17428-57A	17428-57	pk-4 ROCKER ARM BUSHINGS, **SPLIT OEM STYLE** BIG TWIN 1966-P., SPORT. 1957-P.
A-17428-72R	17428-72R	each ROCKER ARM BEARING, (NEEDLE TYPE) **750 XR** SPORTSTER 1972-PRESENT
M-4-4534	17435-57B	each ROCKER ARM SHAFT, **SHOVELHEAD** SPORTSTER 1957-1985
A-17435-39	17435-39	each ROCKER ARM SHAFT, **FRONT INTAKE** (KNUCKLEHEAD) BIG TWIN 1939-1947
A-17438-39	17438-39	each ROCKER ARM SHAFT, **REAR INTAKE** (KNUCKLEHEAD) BIG TWIN 1939-1947
A-17441-39	17441-39	each ROCKER ARM SHAFT, **FRONT EXHAUST** (KNUCKLEHEAD) BIG TWIN 1939-1947
A-17444-39	17444-39	each ROCKER ARM SHAFT, **REAR EXHAUST** (KNUCKLEHEAD) BIG TWIN 1939-1947
A-17445-SET		set-4 ROCKER ARM SHAFT SET **FRONT & REAR, INTAKE & EXHAUST** BIG TWIN 1939-1947 SET INCLUDES: (1) 17435-39, (1) 17438-39, (1) 17441-39, (1) 17444-39
40-0170		set-4 ROCKER ARM SHAFTS (.005 OVERSIZE) BIG TWIN 1936-1947
40-0180		set-4 ROCKER ARM SHAFTS (.010 OVERSIZE) BIG TWIN 1936-1947
44-0500	* 17393-07	pk-10 SEALS, ROCKER BREATHER, (RUBBER) SPORTSTER 2007-PRESENT
A-17450-73	17450-73	pk-10 WASHERS, ROCKER ARM SHAFTS, BIG TWIN 1973-1981
A-17451-57	17451-57	pk-10 SPACERS, ROCKER ARM SHAFT, SPORTSTER 1957-1985
A-17452-66	17452-66	pk-4 SPACERS, ROCKER ARM SHAFT, BIG TWIN 1966-1984
M-4-4531	17611-83	each ROCKER ARM SHAFT, **EVOLUTION** BIG TWIN 1984-PRES., SPORTSTER 1986-PRES.
M-4-4532	17611-83	each ROCKER ARM SHAFT, **EVOLUTION** (.005 O/S) BIG TWIN 1984-PRES., SPORT. 1986-P.
M-4-4533	17611-66B	each ROCKER ARM SHAFT, **SHOVELHEAD** BIG TWIN 1966-1984
41-0148	* set-8	set-8 DOWEL PINS, ROCKER ARM BLOCKS, **1.875 X .495 LONG** BIG TWIN 1948-1965

****EASTERN MOTORCYCLE PARTS****

****TAPPETS****

****AND TAPPET ACCESSORIES****

****BIG TWIN/SPORTSTER/FORTY-FIVE****



****TAPPET ASSEMBLYS ARE MADE IN THE U.S.A. BY EASTERN****
****EXCEPT FOR THE 19-0320 SERIES****

<u>EASTERN NUMBER</u>	<u>REPLACES OEM</u>	<u>DESCRIPTION</u>
A-17920-53A	17920-53A	each HYDRAULIC UNIT **FOR TAPPETS** BIG TWIN 1953-1984
A-18490-29	18490-29	each TAPPET ASSEMBLY, **.STD** (.730 O.D) SPORT. 1952-1953, FORTY-FIVE 1930-1973
A-18490-78		each TAPPET ASSEMBLY, **.005** (.735 O.D) SPORT. 1952-1953, FORTY-FIVE 1930-1973
A-18490-80		each TAPPET ASSEMBLY, **.010** (.740 O.D) SPORT. 1952-1953, FORTY-FIVE 1930-1973
A-18491-36	18491-36	each TAPPET ASSEMBLY, **.STD** (.730 O.D) BIG TWIN 1936-1947 **KNUCKLE-INTAKE**
A-18491-78		each TAPPET ASSEMBLY, **.005** (.735 O.D) BIG TWIN 1936-1947 **KNUCKLE-INTAKE**
A-18491-93		each TAPPET ASSEMBLY, **.010** (.740 O.D) BIG TWIN 1936-1947 **KNUCKLE-INTAKE**
A-18492-48	18492-48	each TAPPET ASSEMBLY, **.STD** (.730 O.D) BIG TWIN 1948-1957 **SOLID**
A-18492-70		each TAPPET ASSEMBLY, **.STD** (.730 O.D) BIG TWIN 1948-1984 **W/3 HOLES**
A-18492-71		each TAPPET ASSEMBLY, **.005** (.735 O.D) BIG TWIN 1948-1984 **W/3 HOLES**
A-18492-74		each TAPPET ASSEMBLY, **.010** (.740 O.D) BIG TWIN 1948-1984 **W/3 HOLES**
A-18492-78		each TAPPET ASSEMBLY, **.005** (.735 O.D) BIG TWIN 1948-1957 **SOLID**
A-18492-79		each TAPPET ASSEMBLY, **.010** (.740 O.D) BIG TWIN 1948-1957 **SOLID**
A-18492-80		each TAPPET ASSEMBLY, **.015** (.745 O.D) BIG TWIN 1948-1957 **SOLID**
A-18492-90		each TAPPET ASSEMBLY, **.020** (.750 O.D) BIG TWIN 1948-1957 **SOLID**
A-18492-91		each TAPPET ASSEMBLY, **.025** (.755 O.D) BIG TWIN 1948-1957 **SOLID**
A-18492-92		each TAPPET ASSEMBLY, **.030** (.760 O.D) BIG TWIN 1948-1957 **SOLID**
A-18492-93		each TAPPET ASSEMBLY, **.035** (.765 O.D) BIG TWIN 1948-1957 **SOLID**
A-18492-94		each TAPPET ASSEMBLY, **.040** (.770 O.D) BIG TWIN 1948-1957 **SOLID**

****CONTINUED ON NEXT PAGE****

5120 HILDA ROAD* BLACKVILLE, S.C. 29817* 803-234-3304

****EASTERN MOTORCYCLE PARTS****

****TAPPETS****

****AND TAPPET ACCESSORIES****

****BIG TWIN/SPORTSTER/FORTY-FIVE****


<u>EASTERN NUMBER</u>	<u>REPLACES OEM</u>	<u>DESCRIPTION</u>
A-18493-36	18493-36	each TAPPET ASSEMBLY, **STD** (.730 O.D) BIG TWIN 1936-1947 **KNUCKLE-EXHAUST**
A-18493-78		each TAPPET ASSEMBLY, **005** (.735 O.D) BIG TWIN 1936-1947 **KNUCKLE-EXHAUST**
A-18493-93		each TAPPET ASSEMBLY, **010** (.740 O.D) BIG TWIN 1936-1947 **KNUCKLE-EXHAUST**
A-18500-84	18500-84	pk-4 ADAPTER KIT, **HYDRAULIC TO SOLIDS** BIG TWIN 1984-E/1985
A-18507-85	18507-85	pk-4 ADAPTER KIT, **HYDRAULIC TO SOLIDS** BIG TWIN 1985-1990, SPORTSTER 1986-1990
A-18508-52B	18508-52B	each TAPPET ASSEMBLY, **STD** (.730 O.D) SPORTSTER 1957-1985 **SOLID**
A-18508-70		each TAPPET ASSEMBLY, **STD** (.730 O.D) SPORTSTER 1957-1985 **W/2-HOLES**
A-18508-71		each TAPPET ASSEMBLY, **005** (.735 O.D) SPORTSTER 1957-1985 **W/2 HOLES**
A-18508-72		each TAPPET ASSEMBLY, **010** (.740 O.D) SPORTSTER 1957-1985 **W/2 HOLES**
A-18508-78		each TAPPET ASSEMBLY, **005** (.735 O.D) SPORTSTER 1957-1985 **SOLID**
A-18508-79		each TAPPET ASSEMBLY, **010** (.740 O.D) SPORTSTER 1957-1985 **SOLID**
A-18508-80		each TAPPET ASSEMBLY, **015** (.745 O.D) SPORTSTER 1957-1985 **SOLID**
A-18508-90		each TAPPET ASSEMBLY, **020** (.750 O.D) SPORTSTER 1957-1985 **SOLID**
A-18508-91		each TAPPET ASSEMBLY, **025** (.755 O.D) SPORTSTER 1957-1985 **SOLID**
A-18508-92		each TAPPET ASSEMBLY, **030** (.760 O.D) SPORTSTER 1957-1985 **SOLID**
A-18508-93		each TAPPET ASSEMBLY, **035** (.765 O.D) SPORTSTER 1957-1985 **SOLID**
A-18508-94		each TAPPET ASSEMBLY, **040** (.770 O.D) SPORTSTER 1957-1985 **SOLID**
A-18522-53A	18522-53A	each TAPPET ASSEMBLY, **STD** (.730 O.D) **W/OUT HYDRAULIC UNIT** BIG TWIN 1953-1984
A-18522-78		each TAPPET ASSEMBLY, **005** (.735 O.D) **W/OUT HYDRAULIC UNIT** BIG TWIN 1953-1984
A-18522-79		each TAPPET ASSEMBLY, **010** (.740 O.D) **W/OUT HYDRAULIC UNIT** BIG TWIN 1953-1984
A-18522-80		each TAPPET ASSEMBLY, **015** (.745 O.D) **W/OUT HYDRAULIC UNIT** BIG TWIN 1953-1984
A-18522-90		each TAPPET ASSEMBLY, **020** (.750 O.D) **W/OUT HYDRAULIC UNIT** BIG TWIN 1953-1984
A-18522-91		each TAPPET ASSEMBLY, **025** (.755 O.D) **W/OUT HYDRAULIC UNIT** BIG TWIN 1953-1984
A-18522-92		each TAPPET ASSEMBLY, **030** (.760 O.D) **W/OUT HYDRAULIC UNIT** BIG TWIN 1953-1984
A-18522-93		each TAPPET ASSEMBLY, **035** (.765 O.D) **W/OUT HYDRAULIC UNIT** BIG TWIN 1953-1984
A-18522-94		each TAPPET ASSEMBLY, **040** (.770 O.D) **W/OUT HYDRAULIC UNIT** BIG TWIN 1953-1984
19-0320	18522-53A	each TAPPET ASSEMBLY, **STD** (.730 O.D) **WITH HYDRAULIC UNIT** BIG TWIN 1953-1984
19-0230	* 18523-86B	each TAPPET ASSEMBLY **STD** (<u>WITH HYDRAULIC UNIT</u>) BIG TWIN 1984-1999
19-0240	* 18526-89A	each TAPPET ASSEMBLY **STD** (<u>WITH HYDRAULIC UNIT</u>) SPORTSTER 1991-1998
A-18523-86		each TAPPET ASSEMBLY, **STD** (<u>SOLID STYLE</u>) BIG TWIN 1984-1999 SPORTSTER 1986-1990
A-18523-88		each TAPPET ASSEMBLY, **005** (<u>SOLID STYLE</u>) BIG TWIN 1984-1999 SPORTSTER 1986-1990
A-18523-91		each TAPPET ASSEMBLY, **010** (<u>SOLID STYLE</u>) BIG TWIN 1984-1999 SPORTSTER 1986-1990
A-18534-29A	18534-29A	set-4 TAPPET ROLLERS, **U.S.A.** BIG TWIN 1929-1984, SPORTSTER 1952-1985
A-18534-29B		set-4 TAPPET ROLLERS, **IMPORTED** BIG TWIN 1929-1984, SPORTSTER 1952-1985
A-18534-83		set-4 TAPPET ROLLERS, **IMPORTED** (EVOLUTION) BIG TWIN 1984-1999, SPORT. 1986-1990
19-0250	* 18538-99C	each TAPPETS **STD** (<u>WITH HYDRAULIC UNIT</u>) BIG TWIN 1999-PRESENT
A-18534-87	18545-29	pk-10 TAPPET ROLLER PINS, BIG TWIN 1930-PRESENT, SPORTSTER 1952-PRESENT
A-18554-57	18554-57	pk-4 TAPPET SCREWS, SPORTSTER 1954-1985
A-18555-36	18555-36	pk-4 TAPPET SCREWS ONLY, BIG TWIN 1936-1957
A-18556-40	18556-40	pk-4 TAPPET SCREWS ONLY, SPORT. 1952-1953, FORTY-FIVE 1940-1973 **FLATHEADS**
A-18556-57	18556-57	pk-4 TAPPET SCREWS ONLY, BIG TWIN 1957-1984
A-18570-38	18570-38	pk-10 TAPPET NUTS, BIG TWIN 1936-1984, SPORTSTER 1954-1985 **OEM STYLE**
A-18570-78		pk-10 TAPPET NUTS, BIG TWIN 1936-1984, SPORTSTER 1952-1985 **FLAT STYLE**

****EASTERN MOTORCYCLE PARTS****

****TAPPET BLOCKS****

****BIG TWIN-SPORTSTER****

****FORTY-FIVE****



****SPORTSTER TAPPET GUIDES ARE AVAILABLE IN**
ANODIZED BLACK, BLUE, GOLD, RED, OR POLISHED**

EASTERN NUMBER	REPLACES OEM	DESCRIPTION
A-18609-CHR	18540-83 pair 18542-83	TAPPET GUIDES, (FRONT & REAR) **CHROME** (V-2 EVOLUTION) BIG TWIN 1984-1999
A-18607-57B	18607-57B each	TAPPET GUIDE, **BILLET ALUMINUM** (POLISHED) SPORTSTER 1957-1985
A-18607-BLK	set-4	TAPPET GUIDE, **BILLET ALUMINUM** (ANODIZED BLACK) SPORTSTER 1957-1985
A-18607-BLUE	set-4	TAPPET GUIDE, **BILLET ALUMINUM** (ANODIZED BLUE) SPORTSTER 1957-1985
A-18607-GOLD	set-4	TAPPET GUIDE, **BILLET ALUMINUM** (ANODIZED GOLD) SPORTSTER 1957-1985
A-18607-RED	set-4	TAPPET GUIDE, **BILLET ALUMINUM** (ANODIZED RED) SPORTSTER 1957-1985
A-18607-SET	set-4	TAPPET GUIDES, **BILLET ALUMINUM** (POLISHED) SPORTSTER 1957-1985
A-18610-BLK	pair	TAPPET GUIDES (FRONT & REAR) **BLACK** BIG TWIN 1966-1984
A-18610-CHR	pair	TAPPET GUIDES (FRONT & REAR) **CHROME** BIG TWIN 1966-1984

****EASTERN MOTORCYCLE PARTS****

****VALVES****

****PRE-1939****

****VL, JD, FD, DCA, DCB****



E-658-N	116-17	each	VALVE **INTAKE** (NITRIDE FINISH) STD MOTORS 1917-1929, 61" FD & JD 1921-1924
E-659-N	117-23	each	VALVE **INTAKE** (NITRIDE FINISH) DCA & DCB 1923-1924, 74" MOTORS 1925-1929
E-639-N	163-30	each	VALVE **INTAKE** (NITRIDE FINISH) (VL MODEL) BIG TWIN 1930-1936
E-649-N	165-30	each	VALVE **EXHAUST** (NITRIDE FINISH) (VL MODEL) BIG TWIN 1930-1936
E-655-N	180-15	each	VALVE **EXHAUST** (NITRIDE FINISH) STD MOTORS 1917-1929, 61" FD & JD 1921-1924
E-656-N	181-21	each	VALVE **EXHAUST** (NITRIDE FINISH) 74" MOTORS 1921-1923, 61" MOTORS 1924-1929

****CONTINUED NEXT PAGE****

5120 HILDA ROAD* BLACKVILLE, S.C. 29817* 803-284-3304

Pg 143

****EASTERN MOTORCYCLE PARTS****

****VALVES****

****BIG TWIN****

****EVOLUTION, KNUCKLEHEAD****

****FLATHEAD AND OVERSIZES****



****ALL VALVES ARE SOLD EACH****

**EASTERN
NUMBER**

**REPLACES
OEM**

DESCRIPTION

****PLAIN FINISH****

E-600	18071-36	VALVE, INTAKE, **KNUCKLEHEAD** BIG TWIN 1936-1947
E-601	18071-48	VALVE, INTAKE, **PANHEAD** (1/8" OVERSIZE) BIG TWIN 1948-1965
E-602	18071-48	VALVE, INTAKE, **PANHEAD** BIG TWIN 1948-1965
E-603	18074-66	VALVE, INTAKE, **SHOVELHEAD** BIG TWIN 1966-1984
E-610	18081-36	VALVE, EXHAUST, **KNUCKLEHEAD** BIG TWIN 1936-1947
E-619	18082-37	VALVE, EXHAUST, **FLATHEAD** (U.L. SIDE VALVE), BIG TWIN 1937-1948
E-619-1	18082-37-1	VALVE, EXHAUST, **FLATHEAD** (U.L. SIDE VALVE), BIG TWIN 1937-1948
E-612	18082-57A	VALVE, EXHAUST, **PANHEAD & SHOVELHEAD** BIG TWIN 1948-1984
E-609-1		VALVE, INTAKE, **FLATHEAD** (U.L. SIDE VALVE), (1/8" OVERSIZE) B/T 1937-1948
E-611		VALVE, EXHAUST, **PAN & SHOVELHEAD** (1/8" OVERSIZE) BIG TWIN 1948-1984
E-600-1		VALVE, INTAKE, **KNUCKLEHEAD** (1/8" OVERSIZE) BIG TWIN 1936-1947
E-610-1		VALVE, EXHAUST, **KNUCKLEHEAD** (1/8" OVERSIZE) BIG TWIN 1936-1947

****CONTINUED NEXT PAGE****

****EASTERN MOTORCYCLE PARTS****

****VALVES****

****BIG TWIN****

****EVOLUTION, KNUCKLEHEAD****

****FLATHEAD AND OVERSIZES****

<u>EASTERN NUMBER</u>	<u>REPLACES OEM</u>	<u>DESCRIPTION</u>
		HARD CHROME FINISH
E-602-C	18071-48	VALVE, INTAKE, **PANHEAD** BIG TWIN 1948-1965
E-603-1-C	18074-66	VALVE, INTAKE, **SHOVELHEAD** (2" OVERSIZE) BIG TWIN 1966-1984
E-500-C	18074-83	VALVE, INTAKE, **EVOLUTION 1340 C/C** (STD LENGTH), BIG TWIN 1984-PRESENT
E-603-C	18078-80	VALVE, INTAKE, **SHOVELHEAD** BIG TWIN 1966-1984
E-510-C	18082-83	VALVE, EXHAUST, **EVOLUTION 1340 C/C** (STD LENGTH), BIG TWIN 1984-1999
E-612-C	18089-80	VALVE, EXHAUST, **PAN HEAD & SHOVELHEAD** BIG TWIN 1948-1984
		NITRIDE FINISH
E-639-N	163-30	VALVE, INTAKE, **FLATHEAD** (V.L. SIDE VALVE), BIG TWIN 1930-1936
E-649-N	165-30	VALVE, EXHAUST, **FLATHEAD** (V.L. SIDE VALVE), BIG TWIN 1930-1936
E-609-N	18072-37	VALVE, INTAKE, **FLATHEAD** (U.L. SIDE VALVE), BIG TWIN 1937-1948
E-500-N	18074-83A	VALVE, INTAKE, **EVOLUTION 1340 C/C** (STD LENGTH), BIG TWIN 1984-PRESENT
E-603-N	18075-80	VALVE, INTAKE, **SHOVELHEAD** BIG TWIN 1966-1984
E-503-N	18076-83	VALVE, INTAKE, **EVOLUTION 1340 C/C** (.030 SHORTER) BIG TWIN 1984-1999
E-619-N	18082-37	VALVE, EXHAUST, **FLATHEAD** (U.L. SIDE VALVE), BIG TWIN 1937-1948
E-510-N	18082-83	VALVE, EXHAUST, **EVOLUTION 1340 C/C** (STD LENGTH), BIG TWIN 1984-1999
E-612-N	18086-80	VALVE, EXHAUST, **PANHEAD & SHOVELHEAD** BIG TWIN 1948-1984
E-612-1-N	18082-57-1	VALVE, EXHAUST, **PANHEAD & SHOVELHEAD** (1-1/8 O/S) BIG TWIN 1948-1984
E-511-N	18087-83	VALVE, EXHAUST, **EVOLUTION 1340 C/C** (.030 SHORTER) BIG TWIN 1984-1999
E-600-1-N		VALVE, INTAKE, **KNUCKLEHEAD** (1/8" OVERSIZE) BIG TWIN 1936-1947
E-600-N		VALVE, INTAKE, **KNUCKLEHEAD** BIG TWIN 1936-1947
E-601-N		VALVE, INTAKE, **PANHEAD** (1/8" OVERSIZE) BIG TWIN 1948-1965
E-602-N		VALVE, INTAKE, **PANHEAD** BIG TWIN 1948-1965
E-603-1-N		VALVE, INTAKE, **SHOVELHEAD** (2" OVERSIZE) BIG TWIN 1966-1984
E-610-1-N		VALVE, EXHAUST, **KNUCKLEHEAD** (1/8" OVERSIZE) BIG TWIN 1936-1947
E-610-N		VALVE, EXHAUST, **KNUCKLEHEAD** BIG TWIN 1936-1947
E-524-N	18085-99	VALVE, EXHAUST, **2-CAM** (1450 C/C) BIG TWIN 2000-PRESENT
		STAINLESS STEEL
E-602-SS	18071-48	VALVE, INTAKE, **PANHEAD** BIG TWIN 1948-1965
E-601-SS		VALVE, INTAKE, **PANHEAD** (1/8" OVERSIZE) BIG TWIN 1948-1965
E-603-SS	18074-66	VALVE, INTAKE, **SHOVELHEAD** BIG TWIN 1966-1984
E-603-1-SS	18074-66	VALVE, INTAKE, **SHOVELHEAD** (2" OVERSIZE) BIG TWIN 1966-1984
E-500-SS	18074-83A	VALVE, INTAKE, **EVOLUTION 1340 C/C** (STD LENGTH), BIG TWIN 1984-PRESENT
E-612-SS	18082-57A	VALVE, EXHAUST, **PANHEAD & SHOVELHEAD** BIG TWIN 1948-1984
E-501-SS	18074-83A	VALVE, INTAKE, **EVOLUTION** (1/8" OVERSIZE) (STD LENGTH), B/T 1984-PRESENT

****CONTINUED NEXT PAGE****

****EASTERN MOTORCYCLE PARTS****

****VALVES****

****SPORTSTER****

****AND****

****FORTY-FIVE****

<u>EASTERN NUMBER</u>	<u>REPLACES OEM</u>	<u>DESCRIPTION</u>
PLAIN FINISH		
E-606	18070-32	VALVE, INTAKE, **FLATHEAD** FORTY-FIVE 1932-1973
E-608	18070-54	VALVE, INTAKE, **K-MODEL** SPORTSTER 1954-1956
E-604	18070-58	VALVE, INTAKE, **900 C/C** SPORTSTER 1957-1969
E-605	18070-70	VALVE, INTAKE, **1000 C/C** SPORTSTER 1970-1985
E-614	18080-32	VALVE, EXHAUST, **FLATHEAD** FORTY-FIVE 1932-1973
E-618	18080-52	VALVE, EXHAUST, **K-MODEL** SPORTSTER 1954-1956
E-613	18080-58A	VALVE, EXHAUST, **900 & 1000 C/C** SPORTSTER 1957-1985
E-615		VALVE, EXHAUST, **900 & 1000 C/C** (1/8" OVERSIZE) SPORTSTER 1957-1985
HARD CHROME FINISH		
E-605-C	18028-80	VALVE, INTAKE, **1000 C/C** SPORTSTER 1970-1985
E-613-C	18036-80	VALVE, EXHAUST, **900 & 1000 C/C** SPORTSTER 1957-1985
E-615-C		VALVE, EXHAUST, **900 & 1000 C/C** (1/8" OVERSIZE) SPORTSTER 1957-1985
NITRIDE FINISH		
A-163-29	163-29	VALVE, INTAKE, **1-5/8" HEAD** FORTY-FIVE 1929-1931
A-165-29	165-29	VALVE, EXHAUST, **1-5/8" HEAD** FORTY-FIVE 1929-1931
E-506-N	18023-87	VALVE, INTAKE, **EVOLUTION 1200 C/C** (STD LENGTH), SPORTSTER 1988-2003
E-516-N	18024-87	VALVE, EXHAUST, **EVOLUTION 1200 C/C** (STD LENGTH), SPORTSTER 1988-2003
E-605-N	18027-80	VALVE, INTAKE, **1000 C/C** SPORTSTER 1970-1985
E-512-N	18030-86	VALVE, EXHAUST, **EVOLUTION 883 C/C** (STD LENGTH), SPORTSTER 1986-2003
E-502-N	18031-86	VALVE, INTAKE, **EVOLUTION 883 C/C** (STD LENGTH), SPORTSTER 1986-2003
E-613-N	18033-80	VALVE, EXHAUST, **900 & 1000 C/C** SPORTSTER 1957-1985
E-606-N	18070-32	VALVE, INTAKE, **FLATHEAD** FORTY-FIVE 1932-1973
E-606-1-N	18070-32	VALVE, INTAKE, **FLATHEAD** FORTY-FIVE 1932-1973 (1/8" OVERSIZE)
E-604-N	18070-58	VALVE, INTAKE, **900 C/C** SPORTSTER 1957-1969
E-608-N	18074-54	VALVE, INTAKE, **K-MODEL** SPORTSTER 1954-1956
E-614-N	18080-32	VALVE, EXHAUST, **FLATHEAD** FORTY-FIVE 1932-1973
E-614-1-N	18080-32	VALVE, EXHAUST, **FLATHEAD** FORTY-FIVE 1932-1973 (1/8' OVERSIZE)
E-618-N	18080-52	VALVE, EXHAUST, **K-MODEL** SPORTSTER 1954-1956
E-662-N	18070-59R	VALVE, INTAKE, **R-VALVE** SPORTSTER 1970-1985
E-664-N	18080-59R	VALVE, EXHAUST, **R-VALVE** SPORTSTER 1970-1985
E-615-N		VALVE, EXHAUST, **900 & 1000 C/C** (1/8" OVERSIZE) SPORTSTER 1957-1985
STAINLESS STEEL		
E-607-SS	18069-65R	VALVE, INTAKE, **1000 C/C** SPORTSTER 1957-1985
E-604-SS	18070-58	VALVE, INTAKE, **900 C/C** SPORTSTER 1957-1969
E-605-SS	18070-70	VALVE, INTAKE, **1000 C/C** SPORTSTER 1970-1985
E-613-SS	18080-58A	VALVE, EXHAUST, **900 & 1000 C/C** SPORTSTER 1957-1985
E-616-SS	18080-60R	VALVE, EXHAUST, **1000 C/C** SPORTSTER 1957-1985
E-617-SS	18080-70R	VALVE, EXHAUST, **1000 C/C** (1-3/4") SPORTSTER 1957-1985
E-615-SS		VALVE, EXHAUST, (1/8" OVERSIZE) SPORTSTER 1957-1985

****EASTERN MOTORCYCLE PARTS****

****VALVE GUIDES****

****CAST IRON****

****BIG TWIN-SPORTSTER****



****ALL VALVE GUIDES ARE SOLD EACH****

<u>EASTERN NUMBER</u>	<u>REPLACES OEM</u>	<u>DESCRIPTION</u>
		WITH SHOULDER
E-320	18138-79A	VALVE GUIDE, STD INTAKE & EXHAUST, **I.D. NOT FINISHED** BIG TWIN 1948-1979
E-321		VALVE GUIDE, .001 , INTAKE & EXHAUST, **I.D. NOT FINISHED** BIG TWIN 1948-1979
E-322	18143-79A	VALVE GUIDE, .002 , INTAKE & EXHAUST, **I.D. NOT FINISHED** BIG TWIN 1948-1979
E-324	18141-79A	VALVE GUIDE, .004 , INTAKE & EXHAUST, **I.D. NOT FINISHED** BIG TWIN 1948-1979
E-326	18140-79A	VALVE GUIDE, .006 , INTAKE & EXHAUST, **I.D. NOT FINISHED** BIG TWIN 1948-1979
E-328	18139-79A	VALVE GUIDE, .008 , INTAKE & EXHAUST, **I.D. NOT FINISHED** BIG TWIN 1948-1979
E-330		VALVE GUIDE, .010 , INTAKE & EXHAUST, **I.D. NOT FINISHED** BIG TWIN 1948-1979
E-332		VALVE GUIDE, .012 , INTAKE & EXHAUST, **I.D. NOT FINISHED** BIG TWIN 1948-1979
E-335		VALVE GUIDE, .015 , INTAKE & EXHAUST, **I.D. NOT FINISHED** BIG TWIN 1948-1979
E-339		VALVE GUIDE, .020 , INTAKE & EXHAUST, **I.D. NOT FINISHED** BIG TWIN 1948-1979
		WITH SHOULDER
E-430	18165-48	VALVE GUIDE, STD INTAKE, **I.D. FINISHED** BIG TWIN 1948-1979
E-431	18165-49	VALVE GUIDE, .002 INTAKE, **I.D. FINISHED** BIG TWIN 1948-1979
E-432	18167-49	VALVE GUIDE, .004 INTAKE, **I.D. FINISHED** BIG TWIN 1948-1979
E-433	18168-49	VALVE GUIDE, .006 INTAKE, **I.D. FINISHED** BIG TWIN 1948-1979
E-434	18170-49	VALVE GUIDE, .008 INTAKE, **I.D. FINISHED** BIG TWIN 1948-1979
E-435		VALVE GUIDE, .010 INTAKE, **I.D. FINISHED** BIG TWIN 1948-1979
E-440	18181-48	VALVE GUIDE, STD EXHAUST **I.D. FINISHED** BIG TWIN 1948-1979
E-441	18183-48	VALVE GUIDE, .002 EXHAUST **I.D. FINISHED** BIG TWIN 1948-1979
E-442	18187-51	VALVE GUIDE, .004 EXHAUST **I.D. FINISHED** BIG TWIN 1948-1979
E-443	18193-51	VALVE GUIDE, .006 EXHAUST **I.D. FINISHED** BIG TWIN 1948-1979
E-444	18194-51	VALVE GUIDE, .008 EXHAUST **I.D. FINISHED** BIG TWIN 1948-1979
E-445		VALVE GUIDE, .010 EXHAUST **I.D. FINISHED** BIG TWIN 1948-1979

****CONTINUED NEXT PAGE****

****EASTERN MOTORCYCLE PARTS****

****VALVE GUIDES****

****CAST IRON****

****BIG TWIN-SPORTSTER****

<u>EASTERN NUMBER</u>	<u>REPLACES OEM</u>	<u>DESCRIPTION</u>
WITHOUT SHOULDER		
E-350	18110-79	VALVE GUIDE, STD , INTAKE & EXHAUST, BIG TWIN 1980-1981 **I.D. FINISHED**
E-351	18112-79	VALVE GUIDE, .002 , INTAKE & EXHAUST, BIG TWIN 1980-1981 **I.D. FINISHED**
E-352	18114-79	VALVE GUIDE, .004 , INTAKE & EXHAUST, BIG TWIN 1980-1981 **I.D. FINISHED**
E-353	18115-79	VALVE GUIDE, .006 , INTAKE & EXHAUST, BIG TWIN 1980-1981 **I.D. FINISHED**
E-354	18116-79	VALVE GUIDE, .008 , INTAKE & EXHAUST, BIG TWIN 1980-1981 **I.D. FINISHED**
WITH SHOULDER		
E-371	18109-81A	VALVE GUIDE, STD INTAKE & EXHAUST, BIG TWIN 1980-1984 **I.D. NOT FINISHED**
E-372	18108-81A	VALVE GUIDE, .002 , INTAKE & EXHAUST, BIG TWIN 1980-1984 **I.D. NOT FINISHED**
E-373	18107-81A	VALVE GUIDE, .003 , INTAKE & EXHAUST, BIG TWIN 1980-1984 **I.D. NOT FINISHED**
E-374	18106-81A	VALVE GUIDE, .004 , INTAKE & EXHAUST, BIG TWIN 1980-1984 **I.D. NOT FINISHED**
E-376	18104-81A	VALVE GUIDE, .006 , INTAKE & EXHAUST, BIG TWIN 1980-1984 **I.D. NOT FINISHED**
E-378	18103-81A	VALVE GUIDE, .008 , INTAKE & EXHAUST, BIG TWIN 1980-1984 **I.D. NOT FINISHED**
E-379	18102-81A	VALVE GUIDE, .010 , INTAKE & EXHAUST, BIG TWIN 1980-1984 **I.D. NOT FINISHED**
E-380		VALVE GUIDE, .012 , INTAKE & EXHAUST, BIG TWIN 1980-1984 **I.D. NOT FINISHED**
E-382		VALVE GUIDE, .015 , INTAKE & EXHAUST, BIG TWIN 1980-1984 **I.D. NOT FINISHED**
WITHOUT SHOULDER		
E-360	18112-92	VALVE GUIDE, STD , INT. & EX., B/T 1984-2004 SP. 1986-2003 **I.D. NOT FINISHED**
E-361	18130-83C	VALVE GUIDE, .001 , INT. & EX., B/T 1984-2004 SP. 1986-2003 **I.D. NOT FINISHED**
E-362	18133-83A	VALVE GUIDE, .002 , INT. & EX., B/T 1984-2004 SP. 1986-2003 **I.D. NOT FINISHED**
E-363	18131-83C	VALVE GUIDE, .003 , INT. & EX., B/T 1984-2004 SP. 1986-2003 **I.D. NOT FINISHED**
E-364		VALVE GUIDE, .004 , INT. & EX., B/T 1984-2004 SP. 1986-2003 **I.D. NOT FINISHED**
E-365	18132-83B	VALVE GUIDE, .005 , INT. & EX., B/T 1984-2004 SP. 1986-2003 **I.D. NOT FINISHED**

****CONTINUED NEXT PAGE****

****EASTERN MOTORCYCLE PARTS****

****VALVE GUIDES****

****CAST IRON****

****BIG TWIN-SPORTSTER****



<u>EASTERN NUMBER</u>	<u>REPLACES OEM</u>	<u>DESCRIPTION</u>
KNUCKLEHEAD		
E-540	18185-40	VALVE GUIDE, STD INTAKE KNUCKLE, BIG TWIN 1936-1947 **I.D. FINISHED**
E-541	18186-40	VALVE GUIDE, .001 , INTAKE KNUCKLE, BIG TWIN 1936-1947 **I.D. FINISHED**
E-542	18187-40	VALVE GUIDE, .002 , INTAKE KNUCKLE, BIG TWIN 1936-1947 **I.D. FINISHED**
E-543		VALVE GUIDE, .004 , INTAKE KNUCKLE, BIG TWIN 1936-1947 **I.D. FINISHED**
E-544		VALVE GUIDE, .006 , INTAKE KNUCKLE, BIG TWIN 1936-1947 **I.D. NOT FINISHED**
E-545		VALVE GUIDE, .008 , INTAKE KNUCKLE, BIG TWIN 1936-1947 **I.D. NOT FINISHED**
E-546		VALVE GUIDE, .010 , INTAKE KNUCKLE, BIG TWIN 1936-1947 **I.D. NOT FINISHED**
E-547		VALVE GUIDE, .012 , INTAKE KNUCKLE, BIG TWIN 1936-1947 **I.D. NOT FINISHED**
E-550	18181-36	VALVE GUIDE, STD EXHAUST, KNUCKLE, BIG TWIN 1936-1947 **I.D. FINISHED**
E-551	18182-36	VALVE GUIDE, .001 , EXHAUST, KNUCKLE, BIG TWIN 1936-1947 **I.D. FINISHED**
E-552	18184-36	VALVE GUIDE, .002 , EXHAUST, KNUCKLE, BIG TWIN 1936-1947 **I.D. NOT FINISHED**
E-553		VALVE GUIDE, .004 , EXHAUST, KNUCKLE, BIG TWIN 1936-1947 **I.D. NOT FINISHED**
E-554		VALVE GUIDE, .006 , EXHAUST, KNUCKLE, BIG TWIN 1936-1947 **I.D. NOT FINISHED**
E-555		VALVE GUIDE, .008 , EXHAUST, KNUCKLE, BIG TWIN 1936-1947 **I.D. NOT FINISHED**
E-556		VALVE GUIDE, .010 , EXHAUST, KNUCKLE, BIG TWIN 1936-1947 **I.D. NOT FINISHED**
E-557		VALVE GUIDE, .012 , EXHAUST, KNUCKLE, BIG TWIN 1936-1947 **I.D. NOT FINISHED**
WITH SHOULDER		
E-460	18176-57A	VALVE GUIDE, STD , INTAKE, SPORTSTER 1957-1983, **I.D. FINISHED**
E-461	18179-57B	VALVE GUIDE, .001 , INTAKE, SPORTSTER 1957-1983, **I.D. FINISHED**
E-462	18180-57B	VALVE GUIDE, .002 , INTAKE, SPORTSTER 1957-1983, **I.D. FINISHED**
E-463	18191-79	VALVE GUIDE, .004 , INTAKE, SPORTSTER 1957-1983, **I.D. FINISHED**
E-464		VALVE GUIDE, .006 , INTAKE, SPORTSTER 1957-1983, **I.D. FINISHED**
E-465	18170-57A	VALVE GUIDE, STD EXHAUST, SPORTSTER 1957-1983, **I.D. FINISHED**
E-466	18172-57A	VALVE GUIDE, .001 , EXHAUST, SPORTSTER 1957-1983, **I.D. FINISHED**
E-467	18171-57A	VALVE GUIDE, .002 , EXHAUST, SPORTSTER 1957-1983, **I.D. FINISHED**
E-468	18168-79	VALVE GUIDE, .004 , EXHAUST, SPORTSTER 1957-1983, **I.D. FINISHED**
E-470		VALVE GUIDE, .006 , EXHAUST, SPORTSTER 1957-1983, **I.D. FINISHED**

****CONTINUED NEXT PAGE****

****EASTERN MOTORCYCLE PARTS****

****VALVE GUIDES****

****CAST IRON****

****FLATHEAD 74 & 80****

****FORTY-FIVE AND K-MODEL****



****ALL VALVE GUIDES ARE SOLD EACH****

**EASTERN
NUMBER**

**REPLACES
OEM**

DESCRIPTION

****I.D. FINISHED****

E-560	18176-41	VALVE GUIDE, STD , INTAKE & EXHAUST, FORTY-FIVE 1941-1973, K-MODEL 1952-1956
E-561	18179-41	VALVE GUIDE, .001 , INTAKE & EXHAUST, FORTY-FIVE 1941-1973, K-MODEL 1952-1956
E-562	18180-41	VALVE GUIDE, .002 , INTAKE & EXHAUST, FORTY-FIVE 1941-1973, K-MODEL 1952-1956
E-564	18178-41	VALVE GUIDE, .004 , INTAKE & EXHAUST, FORTY-FIVE 1941-1973, K-MODEL 1952-1956
E-566		VALVE GUIDE, .006 , INTAKE & EXHAUST, FORTY-FIVE 1941-1973, K-MODEL 1952-1956

****I.D. FINISHED****

E-570	18170-30	VALVE GUIDE, STD , INTAKE & EXHAUST, FLATHEAD 1930-1948 **74-80" SIDEVALVE**
E-571	18171-30	VALVE GUIDE, .001 , INTAKE & EXHAUST, FLATHEAD 1930-1948 **74-80" SIDEVALVE**
E-572	18172-30	VALVE GUIDE, .002 , INTAKE & EXHAUST, FLATHEAD 1930-1948 **74-80" SIDEVALVE**
E-574	18173-30	VALVE GUIDE, .004 , INTAKE & EXHAUST, FLATHEAD 1930-1948 **74-80" SIDEVALVE**
E-576	18175-30	VALVE GUIDE, .006 , INTAKE & EXHAUST, FLATHEAD 1930-1948 **74-80" SIDEVALVE**


****VALVE GUIDE SEALS****

H-3875		pk-10	VALVE GUIDE SEALS, **INTAKE** SPORTSTER 1954-1985
H-3877		pk-10	VALVE GUIDE SEALS, **EXHAUST** SPORTSTER 1954-1985
H-3879		pk-10	VALVE GUIDE SEALS, **INTAKE & EXHAUST** BIG TWIN 1948-1978
H-3880	18000-81	pk-10	VALVE GUIDE SEALS, **INTAKE & EXHAUST** BIG TWIN 1979-1985
H-3882	18001-83A	pk-10	VALVE GUIDE SEALS, **INTAKE & EXHAUST** BIG TWIN 1984-2004, SPORT. 1986-2003

****EASTERN MOTORCYCLE PARTS****

****VALVE SPRING KITS****

****BIG TWIN/SPORTSTER/FORTY-FIVE****



<u>EASTERN NUMBER</u>	<u>REPLACES OEM</u>	<u>DESCRIPTION</u>
15-0010		VALVE SPRING KIT, W/COLLARS AND KEEPERS, FORTY-FIVE 1932-1940**FLATHEAD** KIT INCLUDES: (4) 18201-32, (4) 18220-30, (4pr) 18228-30
15-0013		VALVE SPRING KIT, W/COLLARS AND KEEPERS, FORTY-FIVE 1941-1973 **FLATHEAD** KIT INCLUDES: (4) 18201-41, (4) 18220-30, (4pr) 18228-30
15-0016		VALVE SPRING KIT, W/COLLARS AND KEEPERS, BIG TWIN 1930-1936 **SIDE VALVE** KIT INCLUDES: (4) 18200-30, (4) 18221-30, (4) 18222-30, (4pr) 18228-30
15-0020		VALVE SPRING KIT, W/COLLARS AND KEEPERS, BIG TWIN 1937-1948 **SIDE VALVE** KIT INCLUDES: (4) 18200-30, (4) 18221-30, (4) 18222-30, (4) 18223-37, (4pr) 18228-30
15-0024		VALVE SPRING KIT, W/COLLARS AND KEEPERS, BIG TWIN 1936-1947 *KNUCKLEHEAD* KIT INCLUDES: (4) 18203-36, (4) 18204-36A, (4) 18221-36, (4) 18222-36, (4pr) 18228-36
15-0028		VALVE SPRING KIT, W/COLLARS AND KEEPERS, BIG TWIN 1948-1979 *PAN & SHOVEL* KIT INCLUDES: (4) 18201-57B, (4) 18204-36A, (4) 18221-36, (4) 18222-48, (4) 18228-36
15-0032		VALVE SPRING KIT, W/COLLARS AND KEEPERS, BIG TWIN 1980-1981 *SHOVELHEAD* KIT INCLUDES: (4) 18201-82, (4) 18202-82, (4) 18221-36, (4) 18222-79, (4pr) 18228-36
15-0036		VALVE SPRING KIT, W/COLLARS AND KEEPERS, BIG TWIN 1981-1984 *SHOVELHEAD* KIT INCLUDES: (4) 18201-82, (4) 18202-82, (4) 18219-81, (4) 18222-81, (4pr) 18228-36
15-0042		VALVE SPRING KIT, W/COLLARS AND KEEPERS, B/T 1984-2004 SPORT. 1986-2003 KIT INCLUDES: (4) 18201-83, (4) 18202-83, (4) 18219-83, (4) 18222-83A, (4pr) 18229-83
15-0046	18210-84B	VALVE SPRING KIT, W/COLLARS AND KEEPERS, B/T 1984-2004 SPORT. 1986-2003 KIT INCLUDES: (4) 18200-79R, (4) 18213-86, (4) 18215-86, (4pr) 18211-86 **WITH TITANIUM UPPER COLLARS & KEEPERS**
15-0053		VALVE SPRING KIT, W/COLLARS AND KEEPERS, SPORT. 1952-1953 **K & KK MODEL** KIT INCLUDES: (4) 18201-52, (4) 18220-30, (4) 18165-41, (4) 18223-53, (4pr) 18228-30
15-0058		VALVE SPRING KIT, W/COLLARS AND KEEPERS, SPORT. 1954-1956 **KH-MODELS** KIT INCLUDES: (4) 18200-32, (4) 18220-30, (4) 18165-41, (4pr) 18228-30
15-0063		VALVE SPRING KIT, W/COLLARS AND KEEPERS, SPORTSTER 1957-1981 KIT INCLUDES: (4) 18203-57A, (4) 18204-57A, (4) 18220-57, (4) 18221-57, (4) 18228-30
15-0067		VALVE SPRING KIT, W/COLLARS AND KEEPERS, SPORTSTER 1981-E'1983 KIT INCLUDES: (4) 18203-57A, (4) 18204-57A, (4) 18220-81, (4) 18221-57, (4) 18228-30
15-0071		VALVE SPRING KIT, W/COLLARS AND KEEPERS, SPORTSTER L/1983-1985 KIT INCLUDES: (4) 18203-83, (4) 18204-83, (4) 18220-83, (4) 18221-57, (4pr) 18228-30

****EASTERN MOTORCYCLE PARTS****

****VALVE SPRINGS****

****COLLARS AND KEEPERS****

****BIG TWIN/SPORTSTER/FORTY-FIVE****

****MASTER LISTING****



****ALL VALVE SPRINGS, COLLARS, KEEPERS AND SPACERS**
ARE MADE IN THE U.S.A.**

<u>EASTERN NUMBER</u>	<u>REPLACES OEM</u>	<u>DESCRIPTION</u>
A-119-13	* 119-13	pk-5 VALVE SPRINGS **INTAKE** TWINS & SINGLES 1913-1914
A-119-15	* 119-15	pk-5 VALVE SPRINGS **INTAKE** TWINS & SINGLES 1915-1916
A-119-17	* 119-17	pk-5 VALVE SPRINGS **INTAKE** TWINS 1917-1923
A-119-23	119-23	pk-5 VALVE SPRINGS **INTAKE** TWINS 1923-1929
A-122-11	122-11	pair VALVE SPRING COLLARS, INTAKE **UPPER** BIG TWIN 1911-1929
A-186-10	186-10	pk-5 VALVE SPRINGS **EXHAUST** TWINS 1926-1932, SINGLES 1910-1929
A-188-08	188-08	pair VALVE SPRING COLLARS, **UPPER** BIG TWIN 1908-1929
A-18094-02	18094-02	pk-4 VALVE SPRING COLLARS, W/VALVE SEAL **LOWER** BIG TWIN 2005-PRESENT
A-18165-41	18165-41	set-4 VALVE SPRING COLLARS, **UPPER** SPORTSTER 1952-1956
A-18200-30	18200-30	set-4 VALVE SPRINGS, **SIDE VALVE** BIG TWIN 1930-1948
A-18200-32	18200-32	set-4 VALVE SPRINGS, **KH-MODEL** SPORTSTER 1954-1956
A-18200-79R	18200-79R	set-8 VALVE SPRINGS, (INNER & OUTER) BIG TWIN 1984-1999, SPORTSTER 1986-PRESENT
A-18201-32	18201-32	set-4 VALVE SPRINGS, **FLATHEAD** FORTY-FIVE 1932-1940
A-18201-36	18203-36	set-8 VALVE SPRINGS, (INNER & OUTER) **KNUCKLE HEAD** BIG TWIN 1936-1947
	18204-36A	
A-18201-41	18201-41	set-4 VALVE SPRINGS, **FLATHEAD** FORTY-FIVE 1941-1973
A-18201-52	18201-52	set-4 VALVE SPRINGS, **K-MODEL** SPORTSTER 1952-1953
A-18201-57B	18201-57B	set-8 VALVE SPRINGS, (INNER & OUTER) BIG TWIN 1948-1984
	18204-36A	

****CONTINUED ON NEXT PAGE****

5120 HILDA ROAD* BLACKVILLE, S.C. 29817* 803-284-3304

Pg 152

****EASTERN MOTORCYCLE PARTS****

****VALVE SPRINGS****

****COLLARS AND KEEPERS****

****BIG TWIN/SPORTSTER/FORTY-FIVE****

****MASTER LISTING****


<u>EASTERN NUMBER</u>	<u>REPLACES OEM</u>		<u>DESCRIPTION</u>
A-18203-57A	18203-57A	set-8	VALVE SPRINGS, (INNER & OUTER) SPORTSTER 1957-1983
	18204-57A		
A-18203-83	18203-83	set-8	VALVE SPRINGS, (INNER & OUTER) SPORTSTER 1983-1985
	18204-83		
A-18205-82	18201-82	set-8	VALVE SPRINGS, (INNER & OUTER) BIG TWIN 1966-1984
	18202-82		
A-18206-83	18201-83	set-8	VALVE SPRINGS, (INNER & OUTER) BIG TWIN 1984-2004 SPORT. 1986-2003
	18202-83		
A-18211-86	18211-86	set-4	VALVE STEM KEEPERS, BIG TWIN 1984-1999, SPORTSTER 1986-PRESENT
A-18213-86	18213-86	set-4	VALVE SPRING COLLARS, **LOWER** B/T 1984-PRESENT, SPORTSTER 1986-PRESENT
A-18215-86	18215-86	set-4	COLLARS & KEEPERS, **UPPER** (TITANIUM) B/T 1984-PRES., SPORTSTER 1986-P.
A-18219-81	18219-81	pk-4	VALVE SPRING COLLARS, **UPPER** (SHOVELHEAD) BIG TWIN 1981-1984
A-18219-83A	18219-83A	pk-4	VALVE SPRING COLLARS, **UPPER** (EVOLUTION) B/T 1984-2004, SPORT. 1986-2003
A-18220-30	18220-30	pk-4	VALVE SPRING COLLARS, **LOWER** SP. 1952-1956, FORTY-FIVE 1952-1956
A-18220-57	18220-57	pk-4	VALVE SPRING COLLARS, **LOWER** SPORTSTER 1957-1981
A-18220-81	18220-81	pk-4	VALVE SPRING COLLARS, **LOWER** SPORTSTER 1981-1983
A-18220-83	18220-83	pk-4	VALVE SPRING COLLARS, **LOWER** SPORTSTER 1983-1985
A-18221-30	18221-30	pk-4	VALVE SPRING COLLARS, **UPPER** (S/V 74 & 80") BIG TWIN 1930-1948
A-18221-36	18221-36	pk-4	VALVE SPRING COLLARS, **UPPER** BIG TWIN 1936-1981
A-18221-57B	18221-57B	pk-4	VALVE SPRING COLLARS, **UPPER** SPORTSTER 1957-1985
A-18222-30	18222-30	pk-4	VALVE SPRING COLLARS, **LOWER** (S/V 74 & 80") BIG TWIN 1930-1948
A-18222-36	18222-36	pk-4	VALVE SPRING COLLARS, **LOWER** (KNUCKLE HEAD) BIG TWIN 1936-1947
A-18222-48	18222-48	pk-4	VALVE SPRING COLLARS, **LOWER** BIG TWIN 1948-1979
A-18222-79	18222-79	pk-4	VALVE SPRING COLLARS, **LOWER** BIG TWIN 1980-1981
A-18222-81	18222-81	pk-4	VALVE SPRING COLLARS, **LOWER** BIG TWIN 1981-1984
A-18222-83	18222-83	pk-4	VALVE SPRING COLLARS, **LOWER** (EVOLUTION) BIG TWIN 1984-'04. SP. 1986-'03
A-18223-37	18223-37	pk-4	SPACERS, **UPPER** SPRING COLLARS, (S/V 74 & 80") BIG TWIN 1937-1948
A-18223-53	18223-53	pk-4	SPACERS, **UPPER** SPRING COLLARS, (K-MODEL) SPORTSTER 1952-1953
A-18228-30	18228-30	set-4	VALVE STEM KEEPERS, SPORTSTER 1952-1985, FORTY-FIVE 1932-1973
A-18228-36	18228-36	set-4	VALVE STEM KEEPERS, BIG TWIN 1937-1984
A-18229-83	18229-83	set-4	VALVE STEM KEEPERS, BIG TWIN 1985-2004, SPORTSTER 1986-2003
A-18258-02	* 18258-02	pk-4	VALVE SPRING COLLAR **UPPER** BIG TWIN 2005-PRESENT, SPORTSTER 2004-PRES.
A-18260-02	18260-02	set-4	VALVE STEM RETAINERS, BIG TWIN 2005-PRESENT, SPORTSTER 2004-PRES.
A-18245-67R	18245-67R	pk-10	SHIMS, (.007) UNDER VALVE COLLAR, BIG TWIN 1984-1999, SPORTSTER 1986-PRES.
A-18246-67R	18246-67R	pk-10	SHIMS, (.015) UNDER VALVE COLLAR, BIG TWIN 1984-1999, SPORTSTER 1986-PRES.
A-18247-67R	18247-67R	pk-10	SHIMS, (.036) UNDER VALVE COLLAR, BIG TWIN 1984-1999, SPORTSTER 1986-PRES.

****EASTERN MOTORCYCLE PARTS****

****SPRINGS****

****BIG TWIN-SPORTSTER****

****MASTER LISTING****



****MOST SPRINGS ARE SOLD IN PACKS OF 10****

****UNLESS NOTED OTHERWISE****

<u>EASTERN NUMBER</u>	<u>REPLACES OEM</u>	<u>DESCRIPTION</u>
A-119-13	* 119-13	pk-5 VALVE SPRINGS **INTAKE** TWINS & SINGLES 1913-1914
A-119-15	* 119-15	pk-5 VALVE SPRINGS **INTAKE** TWINS & SINGLES 1915-1916
A-119-17	* 119-17	pk-5 VALVE SPRINGS **INTAKE** TWINS 1917-1923
A-119-23	119-23	pk-5 VALVE SPRINGS **INTAKE** TWINS 1923-1929
A-140-17	* 140-17	pk-5 SPRINGS, INTAKE PUSH ROD, TWINS 1917-1929
A-186-10	186-10	pk-5 VALVE SPRINGS **EXHAUST** TWINS 1926-1932, SINGLES 1910-1929
A-2511-12	2511-12	set-6 CLUTCH SPRINGS, **SINGLES & TWINS** BIG TWIN 1912-1914
A-2511-15	2511-15	set-6 CLUTCH SPRINGS, **TWINS ONLY** BIG TWIN 1915-1927
A-17483-57	17483-57	pk-10 SPRINGS, ROCKER ARM SHAFT, SPORTSTER 1957-1985
A-17947-36	17947-36	pk-10 SPRINGS, PUSH ROD COVER, BIG TWIN 1936-1984, SPORTSTER 1957-1985
A-18200-30	18200-30	set-4 VALVE SPRINGS, **SIDE VALVE** BIG TWIN 1930-1948
A-18200-32	18200-32	set-4 VALVE SPRINGS, **KH-MODEL** SPORTSTER 1954-1956
A-18200-79R	18200-79R	set-8 VALVE SPRINGS, **SCREAMIN' EAGLE** BIG TWIN 1984-1999, SPORTSTER 1986-P.
A-18201-32	18201-32	set-4 VALVE SPRINGS, **FLATHEAD** FORTY-FIVE 1932-1940
A-18201-41	18201-41	set-4 VALVE SPRINGS, **FLATHEAD** FORTY-FIVE 1941-1973
A-18201-52	18201-52	set-4 VALVE SPRINGS, **K-MODEL** SPORTSTER 1952-1953
A-18201-57B	18201-57B	set-8 VALVE SPRINGS, **PAN & SHOVELHEAD** (INNERS & OUTERS) BIG TWIN 1948-1984
	18204-36A	
A-18205-82	18201-82	set-4 VALVE SPRINGS, **SHOVELHEAD** (INNERS & OUTERS) BIG TWIN 1966-1984
	18202-82	
A-18206-83	18201-83	set-8 VALVE SPRINGS, **EVOLUTION** (INNERS & OUTERS) BIG TWIN 1984-'04, SP. 1986-'03
	18202-83	

****CONTINUED ON NEXT PAGE****

5120 HILDA ROAD* BLACKVILLE, S.C. 29817* 803-284-3304

****EASTERN MOTORCYCLE PARTS****

****SPRINGS****

****BIG TWIN-SPORTSTER****

****MASTER LISTING****

EASTERN NUMBER	REPLACES OEM		DESCRIPTION
A-18201-36	18203-36	set-4	VALVE SPRINGS, **KNUCKLEHEAD** (INNERS & OUTERS) BIG TWIN 1936-1947
	18204-36A		
A-18203-57A	18203-57A	set-4	VALVE SPRINGS, (INNERS& & OUTERS) SPORTSTER 1957-1983
	18204-57A		
A-18203-83	18203-83	set-4	VALVE SPRINGS, (INNERS & OUTERS) SPORTSTER 1983-1985
	18204-83		
A-18247-39	18247-39	pk-10	SPRINGS, VALVE COVER, **SIDE VALVE** BIG TWIN 1939-1948
A-24699-37	24699-37	pk-10	SPRINGS, GEAR SHAFT SPACER, BIG TWIN 1939-1954, FORTY-FIVE 1937-1973
A-24700-37	24700-37	pk-10	SPRINGS, GEAR SHAFT SEAL RING, BIG TWIN 1937-1948
A-24979-63	24979-63	pk-10	SPRINGS, CRANKCASE OIL SCREEN, BIG TWIN 1963-1965
A-24982-66	24982-66	pk-10	SPRINGS, CRANKCASE OIL SCREEN, BIG TWIN 1966-1969
A-24982-70	24982-70	pk-10	SPRINGS, CRANKCASE OIL SCREEN, BIG TWIN 1970-PRESENT
A-25287-37	25287-37	pk-10	SPRINGS, SEAL RING CAM COVER, BIG TWIN 1937-1948, SPORTSTER 1952-1962
A-26002-86	26002-86	pk-10	SPRINGS, OIL FILTER PLUNGER, **EXTERNAL** SPORTSTER 1986-1998
A-26207-73	26207-73A	pk-10	SPRINGS, **DISCONTINUED USE 26207-83**
A-26207-83	26207-83	pk-10	SPRINGS, OIL PUMP RELIEF VALVE, BIG TWIN 1983-1998
A-26210-99	26210-99	pk-10	SPRINGS, OIL PUMP RELIEF VALVE, **2-CAM** BIG TWIN 1999-PRESENT
A-26262-80	26262-80	pk-10	SPRINGS, OIL PUMP CHECK VALVE, BIG TWIN 1981-1998
A-26286-37	26286-37	pk-10	SPRINGS, OIL PUMP FEED VANES, SIDE VALVE 1937-1948, FORTY-FIVE 1937-1973
A-26363-36	26363-36	pk-10	SPRINGS, OIL PUMP CHECK VALVE, BIG TWIN 1937-1980
A-26363-56	26363-56	pk-10	SPRINGS, OIL PUMP CHECK VALVE, BIG TWIN 1956-1965
A-26364-57	26364-57	pk-10	SPRINGS, OIL PUMP CHECK VALVE, SPORTSTER 191957-E/1972
A-26364-72	26364-72	pk-10	SPRINGS, OIL PUMP CHECK VALVE, SPORTSTER L/1972-1976
A-26373-41	26373-41	pk-10	SPRINGS, OIL PUMP BY-PASS VALVE, BIG TWIN 1941-1952, FORTY-FIVE 1941-1973
A-26374-42	26374-42	pk-10	SPRINGS, OIL PUMP BY-PASS VALVE, BIG TWIN 1942-1952
A-26374-54	26374-54	pk-10	SPRINGS, OIL PUMP RELIEF VALVE, BIG TWIN 1954-1972
A-26436-86	26436-86	pk-10	SPRINGS, OIL FILTER BALL, **CHECK VALVE** SPORTSTER 1986-PRESENT
A-27123-89	27123-89	pk-10	SPRINGS, ACCELERATOR ROD, **CARBURETOR** BIG TWIN 1990-'02, SPORT. 1989-'02
A-27136-81	27136-81	pk-10	SPRINGS, THROTTLE & IDLE SCREWS, **CARB** BIG TWIN 1981-1990, SP. 1981-1991
A-27136-90	27136-90	pk-10	SPRINGS, THROTTLE & IDLE SCREWS, **CARB.** BIG TWIN 1991-2006, SP. 1992-2006
A-27162-89	27162-89	pk-10	SPRINGS, VACUUM PISTON, **CARBURETOR** BIG TWIN 1990-2006, SPORT. 1989-2006
A-27272-71	27272-71	pk-10	SPRINGS, THROTTLE RETURN, **BENDIX CARB.** BIG TWIN 1971-1975, SP. 1972-1976
A-27291-32	27291-32	pk-10	SPRINGS, THROTTLE SHAFT, **LINKERT CARB.** BIG TWIN 1931-1965, SP. 1957-1965
A-27314-76	27314-76	pk-10	SPRINGS, THROTTLE STOP SCREW, **KEIHIM CARB.** B/T 1976-1980, SP. 1976-1980
A-27315-88	27315-88	pk-10	SPRINGS, STARTER VALVE CAP, **KEIHIM CARB** BIG TWIN 1990-'05 SPORT. 1988-06
A-27319-76	27319-76	pk-10	SPRINGS, LOW SPEED ADJUSTING SCREW, **KEIHIM** B/T 1976-1978, SP. 1976-1978
A-27322-76	27322-76	pk-10	SPRINGS, THROTTLE RETURN LEVER, **KEIHIM CARB.** B/T 1976-1980, SP. 1976-1980
A-27330-33	27330-33	pk-10	SPRINGS, MAIN NOZZLE RETAINER, **CARBURETOR** BIG TWIN 1933-1965
A-27347-69	27347-69	pk-10	SPRINGS, ACCELERATING PUMP PLUNGER, **TILLOTSON** B/T 1967-'70, SP. 1966-1971
A-27349-27	27349-27	pk-10	SPRINGS, LOW SPEED VALVE LEVER, **LINKERT CARBURETOR** BIG TWIN 1933-1965
A-27362-76	27362-76	pk-10	SPRINGS, DIAPHRAGM TO LOWER HOUSING, BIG TWIN 1976-2006, SPORT 1976-2006
A-27405-26	27405-26	pk-10	SPRINGS, FRICTION BALL, **LINKERT CARBURETOR** BIG TWIN 1926-1965
A-27584-88	27584-88	pk-10	SPRINGS, VACUUM PISTON, **CARBURETOR** SPORTSTER 1988-1989
A-27599-66	27599-66	pk-10	SPRINGS, INLET VALVE LEVER, **TILLOTSON CARB.** B/T 1967-1970, SPORT. 1966-1971
A-27613-71	27613-71	pk-10	SPRINGS, THROTTLE STOP SCREW, **BENDIX CARB.** B/T 1971-1975, SP. 1972-1976
A-27642-71	27642-71	pk-10	SPRINGS, IDLER ADJUSTING SCREW, **BENDIX** BIG TWIN 1971-1975, SP. 1972-1976
A-27659-71	27659-71	pk-10	SPRINGS, FLOAT PIN, **BENDIX CARB.** BIG TWIN 191971-1975, SPORTSTER 1972-'76
A-27666-71	27666-71	pk-10	SPRINGS, FRICTION CHOKE, **BENDIX CARB.** B/T 1971-1975, SPORTSTER 1972-1976
A-27669-66	27669-66	pk-10	SPRINGS, CHOKE RELIEF DISC, **TILLOTSON CARB.** B/T 1967-1970, SP. 1966-1971
A-27689-61	27689-61	pk-10	SPRINGS, IDLE & INTERMEDIATE SCREWS, *TILLOTSON* B/T 1967-1970, SP. 1966-1971
A-27691-59	27691-59	pk-10	SPRINGS, THROTTLE LEVER STOP, *TILLOTSON CARB.* B/T 1967-1970, SP. 1966-1971

****CONTINUED NEXT PAGE****

****EASTERN MOTORCYCLE PARTS****

****SPRINGS****

****BIG TWIN-SPORTSTER****

****MASTER LISTING****

<u>EASTERN NUMBER</u>	<u>REPLACES OEM</u>		<u>DESCRIPTION</u>
A-27706-66	27706-66	pk-10	SPRINGS, THROTTLE SHAFT, **TILLOTSON CARB.** B/T 1967-1970, SPORT. 1966-1971
A-29980-84	29980-84	pk-10	SPRINGS, SHIFTER CAM FOLLOWER, **TRANSMISSION** SPORTSTER L/1984-1990
A-30430-26	30430-26	pk-10	SPRINGS, GENERATOR BRUSHES, *32 & 52 GEN.* BIG TWIN 1932-1957, SP. 1952-1957
A-30453-32	30453-32	pk-10	SPRINGS, GENERATOR BRUSHES, *32 & 52 GEN.* BIG TWIN 1932-1957, SP. 1952-1957
A-30453-58	30453-58	pk-10	SPRINGS, GENERATOR BRUSH HOLDER, BIG TWIN 1958-1969, SPORTSTER 1958-1981
A-31040-31	31040-31	pk-10	SPRINGS, GENERATOR DRIVE GEAR, BIG TWIN 1932-1957, SPORTSTER 1952-1957
A-31326-91	31326-91	pk-10	SPRINGS, PINION SHAFT, (LEFT SIDE) **STARTER MOTOR** SPORTSTER 1991-2002
A-31330-91	31330-91	pk-10	SPRINGS, PINION SHAFT, (RIGHT SIDE) **STARTER MOTOR** SPORTSTER 1991-1998
A-31438-65A	31438-65A	pk-10	SPRINGS, SOLENOID OVER-RUN, BIG TWIN 1965-1988, SPORTSTER 1967-1980
A-31440-65	31440-65	pk-10	SPRINGS, RETURN PLUNGER, BIG TWIN 1965-1988, SPORTSTER 1967-1980
A-31534-66	31534-66	pk-10	SPRINGS, BRUSH HOLDER, **PRESTOLITE STARTER** B/T 1966-1982, SP. 1967-1980
A-31557-81	31557-81	pk-10	SPRINGS, CLUTCH ASSEMBLY, *STARTER MOTOR* BIG TWIN 1989-1990, SP. 1981-1990
A-31593-73	31593-73	pk-10	SPRINGS, BRUSH HOLDER, **HITACHI STARTER** B/T 1982-1988, SPORT. 1974-1976
A-31600-90	31600-90	pk-10	SPRINGS, CLUTCH ASSEMBLY, **STARTER MOTOR** BIG TWIN 1991-06, SP. 1991-2010
A-31641-06	* 31641-06	pk-10	SPRINGS, STARTER SOLENOID (STARTER MOTOR) BIG TWIN 2007-2010
A-31692-90	31692-90	pk-10	SPRINGS, CLUTCH GEAR SHAFT, **STARTER MOTOR** BIG TWIN 1991-PRESENT
A-32605-70	32605-70	pk-10	SPRINGS, BREAKER WEIGHTS, BIG TWIN 1970-1978, SPORTSTER 1971-1978
A-32629-30	32629-30	pk-10	SPRINGS, BREAKER LEVER, BIG TWIN 1930-1947, FORTY-FIVE 1930-1947
A-33084-41	33084-41	each	SPRINGS, KICK STARTER, **CHROME** SPORTSTER 1952-1979, FORTY-FIVE 1929-1973
A-33085-36	33085-36	each	SPRINGS, KICK STARTER, **CHROME** BIG TWIN 1936-1984
A-33199-79	33199-79	pk-10	SPRINGS, SHIFTER PAWLS, **4-SPEED** BIG TWIN 1979-1984
A-33201-79	33201-79	pk-10	SPRINGS, SHIFTER PAWL CARRIER, **4-SPEED** BIG TWIN 1979-1984
A-33374-00	33374-00	pk-10	SPRINGS, DETENT ARM, BIG TWIN 2001-PRESENT
A-33389-06	33389-06	pk-10	SPRINGS, DETENT ARM, **6-SPEED** BIG TWIN 2006-PRESENT
A-33389-07	* 33389-07	pk-10	SPRINGS, DETENT ARM, **6-SPEED** BIG TWIN 2007-PRESENT
A-33390-26	33390-26	pk-10	SPRINGS, SHIFTER GEAR & CLUTCH, BIG TWIN 1941-1979, FORTY-FIVE 1929-1973
A-33391-36	33391-36	pk-10	SPRINGS, STARTER CLUTCH GEAR, BIG TWIN 1937-1969
A-33391-52	33391-52	pk-10	SPRINGS, STARTER RATCHET GEAR, SPORTSTER 1952-1979
A-33447-89	33447-89	pk-10	SPRINGS, PINION GEAR SHAFT, **STARTER MOTOR** BIG TWIN 1989-ONLY
A-33449-90	33449-90	pk-10	SPRINGS, PINION GEAR SHAFT, **STARTER MOTOR** BIG TWIN 1991-1993
A-33449-94	33449-94	pk-10	SPRINGS, PINION GEAR SHAFT, **STARTER MOTOR** BIG TWIN 1994-2006
A-33455-26	33455-26	pk-10	SPRINGS, COUNTERSHAFT, **TRANSMISSION** FORTY-FIVE 1929-1973
A-34057-36	34057-36	pk-10	SPRINGS, PLUNGER BALL, (HAND SHIFT) BIG TWIN 1936-1976, FORTY-FIVE 1929-1973
A-34064-00C	* 34064-00C	pk-10	SPRINGS, SHIFTER LEVER, BIG TWIN 2000-PRESENT, SPORTSTER 2004-PRESENT
A-34068-52A	34068-52A	pk-10	SPRINGS, CAM FOLLOWER, BIG TWIN 1952-1982, SPORTSTER 1954-E/1984
A-34083-79	34083-79	pk-10	SPRINGS, SHIFTER SHAFT LEVER, **5-SPEED** BIG TWIN 1980-PRESENT
A-34087-79A	34087-79A	pk-5	SPRINGS, SHIFTER SHAFT, **5-SPEED** BIG TWIN 1980-PRESENT
A-34089-79	34089-79	pk-10	SPRINGS, CAM FOLLOWER, **5-SPEED** BIG TWIN 1980-2000
A-34481-91	34481-91	pk-10	SPRINGS, SHIFTER ARM SHAFT, **5-SPEED** SPORTSTER 1991-PRESENT
A-34482-53	34482-53	pk-10	SPRINGS, SHIFTER PAWLS, **4-SPEED** BIG TWIN 1952-1979, SPORTSTER 1954-1971
A-34483-90	34483-90	pk-10	SPRINGS, DETENT ARM, **5-SPEED** SPORTSTER 1991-2003
A-34483-02	34483-02	pk-10	SPRINGS, DETENT ARM, **5-SPEED** SPORTSTER 2004-2005
A-34483-06	* 34483-06	pk-10	SPRINGS, DETENT ARM, **5-SPEED** SPORTSTER 2006-PRESENT
A-34491-91	34491-91	pk-10	SPRINGS, SHIFTER PAWL ARM, **5-SPEED** SPORTSTER 1991-PRESENT
A-34500-52A	34500-52A	pk-10	SPRINGS, PAWL CARRIER, **4-SPEED** BIG TWIN 1952-1979, SPORTSTER 1954-1990
A-34977-00A	34977-00A	pk-10	SPRINGS, SHIFTER SHAFT LEVER, BIG TWIN 2000-2006
A-34987-06	34987-06	pk-10	SPRINGS, RATCHET LEVER, BIG TWIN 2006-PRESENT
A-36715-84	36715-84	pk-10	SPRINGS, CLUTCH ADJUSTMENT, SPORTSTER 1984-1993
A-36715-94	36715-94	pk-10	SPRINGS, CLUTCH ADJUSTMENT, SPORTSTER 1994-PRESENT

****CONTINUED NEXT PAGE****

****EASTERN MOTORCYCLE PARTS****

****SPRINGS****

****BIG TWIN-SPORTSTER****

****MASTER LISTING****

<u>EASTERN NUMBER</u>	<u>REPLACES OEM</u>		<u>DESCRIPTION</u>
A-37222-52	37222-52	pk-10	SPRINGS, CLUTCH WORM LEVER, SPORTSTER 1954-1990
A-37347-42	37347-42	pk-10	SPRINGS, PUSH ROD OIL SEAL, FORTY-FIVE 1941-1973
A-37574-44	37574-44	pk-10	SPRINGS, CLUTCH HUB STUDS, BIG TWIN 1936-1984
A-38075-41	38075-41	pk-10	SPRINGS, CLUTCH, BIG TWIN 1941-1967 (SET-10)
A-38075-68	38075-68	pk-10	SPRINGS, CLUTCH, BIG TWIN 1968-1984 (SET-10)
A-38076-52	38076-52	pk-6	SPRINGS, CLUTCH, SPORTSTER 1954-1970 (SET-6)
A-38079-72	38079-72	each	SPRINGS, CLUTCH RELEASING DISC, (OUTER) SPORTSTER 1971-1984
A-38080-71	38080-71	each	SPRINGS, CLUTCH RELEASING DISC, (INNER) SPORTSTER 1971-1984
A-38080-90	38080-71	each	SPRINGS, CLUTCH RELEASING DISC, **HEAVY DUTY** (1-PIECE) SPORTSTER 1971-'84
A-38080-SET			SPRINGS, CLUTCH RELEASING DISC, (INNER & OUTER) SPORTSTER 1971-1984 **SET INCLUDES: (1) 38079-72, (1) 38080-71**
A-38498-52	38498-52	each	SPRINGS, CLUTCH BOOSTER, **PLAIN** BIG TWIN 1952-1967
A-38498-52C	38498-52	each	SPRINGS, CLUTCH BOOSTER, **CHROME** BIG TWIN 1952-1967
A-40019-80A	40019-80A	pk-5	SPRINGS, FRONT CHAIN TENSIONER, SPORTSTER 1977-1985
A-40019-86A	40019-86A	pk-5	SPRINGS, FRONT CHAIN TENSIONER, SPORTSTER 1986-1990
A-40302-55A	40302-55A	each	SPRINGS, COMPENSATING SPROCKET, BIG TWIN 1955-E/1970, SPORT. 1957-E/1976
A-40503-63	40503-63	pk-10	SPRINGS, STOPLIGHT SWITCH, SPORTSTER 1964-1969
A-40521-75	40521-75	pk-5	SPRINGS, STOPLIGHT SWITCH, SPORTSTER 1975-1976
A-40920-79	40920-79	pk-10	SPRINGS, BRAKE ROD RETURN, **MASTER CYLINDER** B/T 1980-1984, SP. 1980-1984
A-40920-82	40920-82	pk-10	SPRINGS, BRAKE ROD RETURN, **MASTER CYLINDER** B/T 1984-1987, SP. 1984-1987
A-40920-87	40920-87	pk-10	SPRINGS, BRAKE ROD RETURN, **MASTER CYLINDER** B/T 1987-2007, SP. 1987-1990
A-41667-75	41667-75	pk-10	SPRINGS, OPERATING LEVER, **ZINC PLATED** SPORTSTER 1954-1977
A-41769-58	* 41769-58	pk-10	SPRINGS, **ONLY** MASTER CYLINDER, BIG TWIN 1958-E/1979
A-41835-30	41835-30	pair	SPRINGS, BRAKE SHOES, **MECHANICAL** BIG TWIN 1930-1957
A-41835-57R	* 41835-57R	pair	SPRINGS, BRAKE SHOES OR EXHAUST, **BLACK** SPORTSTER 1972-1988
J-1-93	41835-69B	pair	SPRINGS, BRAKE SHOES, (F & R) **MECHANICAL** BIG TWIN 1949-1979, SP. 1954-1978
J-1-94	41835-69	each	SPRINGS, BRAKE SHOES & BRAKE PEDAL RETURN, **CHROME** BIG TWIN 1958-1979
	42427-58		
A-41836-58	41836-58	pk-5	SPRINGS, BRAKE SHOE RETURN, (UPPER) BIG TWIN 1958-1962
A-41836-63	41836-63	pk-5	SPRINGS, BRAKE SHOE RETURN, (UPPER) BIG TWIN 1963-1972
J-1-92	41836-84	each	SPRINGS, KICK STAND RETURN, SPORTSTER 1985-1988
A-41837-58	41837-58	pk-5	SPRINGS, BRAKE SHOE RETURN, (LOWER) BIG TWIN 1958-1962
A-41837-63	41837-63	pk-5	SPRINGS, BRAKE SHOE RETURN, (LOWER) BIG TWIN 1963-1972
A-41840-SET			SPRINGS, BRAKE SHOE RETURN, (UPPER & LOWER) BIG TWIN 1963-1972 **SET INCLUDES: (1) 41836-63, (1) 41837-63**
A-42425-71C	42425-71C	each	SPRINGS, BRAKE LEVER, **CHROME** BIG TWIN 1971-1979
A-42425-79	42425-79	pk-5	SPRINGS, BRAKE LEVER, **ZINC PLATED** BIG TWIN 1971-1985
A-42425-79C	42425-79	each	SPRINGS, BRAKE LEVER, **CHROME** BIG TWIN 1971-1985
A-42426-58	42426-58	each	SPRINGS, BRAKE PEDAL RETURN, **ZINC PLATED** SPORTSTER 1958-1969
A-42427-52	42427-52	each	SPRINGS, BRAKE PEDAL RETURN, **ZINC PLATED** SPORTSTER 1954-1974
A-42479-90	42479-90	pk-5	SPRINGS, REAR BRAKE CONTROL. **MASTER CYLINDER** B/T 1991-1996, SP. 1991-'03
A-42521-80	42521-80	pk-10	SPRINGS, REAR BRAKE LEVER, (FOOT SHIFT) BIG TWIN L/1981-L/1982
42-0110	* 42934-08	pk-5	SPRINGS, BRAKE PEDAL RETURN, BIG TWIN 2008-PRESENT
A-43302-77	43302-77	pk-10	SPRINGS, BRAKE CALIPER, (FRONT) **SERVICE FIX** B/T 1974-1977, SPORT. 1974-1977
A-44043-80	44043-80	pk-10	SPRINGS, REAR BRAKE PADS, BIG TWIN 1980-1985
A-44486-28	44486-28	pk-5	SPRINGS, BRAKE SHOE RETURN (FRONT & REAR) FORTY-FIVE 1929-1952

****CONTINUED NEXT PAGE****

EASTERN MOTORCYCLE PARTS


SPRINGS

BIG TWIN-SPORTSTER

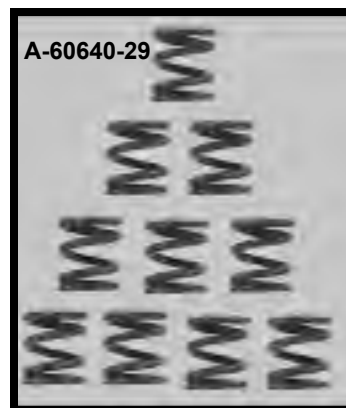
MASTER LISTING

<u>EASTERN NUMBER</u>	<u>REPLACES OEM</u>	<u>DESCRIPTION</u>
A-45061-72A	45061-72A	pk-10 SPRINGS, PISTON RETURN, **MASTER CYLINDER** B/T 1972-1981, SPORT. 1973-1981
A-45071-72	45071-72	pk-10 SPRINGS, PLUNGER, **MASTER CYLINDER** BIG TWIN 1972-1981, SPORT. 1973-1981
K-2-842	45375-87	pair SPRINGS, FRONT FORK, **SHOWA** BIG TWIN 1987-1990
K-2-844	* 45362-90	pair SPRINGS, FRONT FORK, **SHOWA** BIG TWIN 1990-1996
41-0110	* 45374-87	pair SPRINGS, DAMPER TUBES, BG TWIN 1987-1999, SPORTSTER 1987-PRESENT
A-45382-83	45382-83	pk-10 SPRINGS, SLIDER DAMPER TUBES, **FRONT END** BIG TWIN 1984-1987, SP. 1984-1987
K-2-843	45385-83	pair SPRINGS, FRONT FORK, **SHOWA** BIG TWIN 1984-1987
K-2-834	45408-75	pair SPRINGS, FRONT FORK, **SHOWA** BIG TWIN 1976-1982, SPORTSTER 1975-1979
K-2-840	45408-84	pair SPRINGS, FRONT FORK, **SHOWA** BIG TWIN 1984-1987
K-2-836	45837-77	pair SPRINGS, FRONT FORK, **SHOWA** BIG TWIN 1977-1984
K-2-838	* 45853-83	pair SPRINGS, FRONT FORK, **SHOWA** BIG TWIN 1984-1996
A-45855-77	45855-77	pk-10 SPRINGS, DAMPER TUBES, **SHOWA** BIG TWIN 1977-PRESENT
K-2-832	45907-80	pair SPRINGS, FRONT FORK, **SHOWA** SPORTSTER 1980-1983
K-2-833	* 45907-83	pair SPRINGS, FRONT FORK, **SHOWA** SPORTSTER 1984-1987
K-2-847	* 45931-86	pair SPRINGS, FRONT FORK, **SHOWA** BIG TWIN 1987-1996
A-45933-86	45933-86	pk-10 SPRINGS, DAMPER TUBES, **SHOWA** BIG TWIN 1987-PRESENT
K-2-826	45984-73	pair SPRINGS, FRONT FORK, **KAYABA** BIG TWIN 1973-1977, SPORTSTER 1973-1984
K-2-830	* 45987-77	pair SPRINGS, FRONT FORK, **SHOWA** BIG TWIN 1977-1982
K-2-845	46048-80	pair SPRINGS, FRONT FORK, **SHOWA** BIG TWIN 1980-1984
K-2-846	46048-84	pair SPRINGS, FRONT FORK, **SHOWA** BIG TWIN 1985-1999
K-2-822	46051-49A	pair SPRINGS, FRONT FORK, **H-D FORK** BIG TWIN 1949-1977
K-2-831	46052-80	pair SPRINGS, FRONT FORK, **SHOWA** BIG TWIN 1982-1983, SPORTSTER 1980-1982
K-2-823	46057-68	pair SPRINGS, FRONT FORK, **H-D FORK** SPORTSTER 1968-1970
K-2-824	46057-71	pair SPRINGS, FRONT FORK, **H-D FORK** BIG TWIN 1971-1972, SPORTSTER 1971-1972
A-46751-48	46751-48	pk-10 SPRINGS, STEERING DAMPER ADJUSTMENT SCREW, BIG TWIN 1949-1984
A-50005-85A	50005-85A	each SPRINGS, KICK STAND, **CHROME** BIG TWIN 1985-1998, SPORTSTER 1991-PRESENT
J-1-99	50011-30A	each SPRINGS, KICK STAND, **CHROME** BIG TWIN 1936-1984, SPORTSTER 1954-1984
A-50057-90	50057-90	each SPRING, KICK STAND RETURN **ZINC PLATED** BIG TWIN 1991-1994
A-50057-90C	50057-90	each SPRING, KICK STAND RETURN **CHROME PLATED** BIG TWIN 1991-1994
A-56216-53	56216-53	pk-10 SPRINGS, HANDLE BAR END GRIP, BIG TWIN 1953-1974, SPORTSTER 1953-1974
A-56394-74	56394-74	pk-10 SPRINGS, THROTTLE ADJUSTING SCREW, BIG TWIN 1975-PRES., SPORT. 1974-PRES.
A-60640-29	60640-29	pk-10 SPRINGS, INNER PRIMARY COVER, BIG TWIN 1929-1957
A-62828-99	* 62828-99	pk-5 SPRINGS, BAFFEL SERPENTINE, BIG TWIN 1999-2008
A-63831-67	63831-67	pk-10 SPRINGS, OIL FILLER CUP, BIG TWIN 1967-1982, SPORTSTER 1967-1978
A-72017-39	72017-39	pk-10 SPRINGS, BRAKE LIGHT, **MECHANICAL** BIG TWIN 1939-1957

A-41769-58



A-62828-99



A-60640-29




****EASTERN MOTORCYCLE PARTS****

****KEYS****

****BIG TWIN-SPORTSTER****

****MASTER LISTING****



****ALL KEYS ARE MADE IN U.S.A.****

<u>EASTERN NUMBER</u>	<u>REPLACES OEM</u>	<u>DESCRIPTION</u>
A-11204	11204	pk-10 KEY, REAR INTAKE CAM GEAR, SPORTSTER 1980-1985
A-11218	11218	pk-10 KEY, CRANK PIN (COMMONIZED TAPER), BIG TWIN 1981-PRES, SPORTSTER 1981-PRES
A-11219	11219	pk-10 KEY, T-STYLE PINION GEAR **PINION SHAFT**, BIG TWIN 1990-PRES, SP 1986-PRES
A-11220	11220	pk-10 KEY, STARTER MOTOR SHAFT, BIG TWIN 1989-1990
41-0147	11317	pk-10 KEY, PINION GEAR, (SQUARE STYLE) SPORTSTER 2004-PRESENT
A-23985-12	23985-12	pk-10 KEY, GEAR & SPROCKET SHAFT, BIG TWIN 1930-1981, SP. 1954-1981
A-23985-18	23985-18	pk-10 KEY, CRANK PIN TO FLYWHEELS, BIG TWIN 1936-1981, SP. 1954-1981
A-23985-54	23985-54	pk-10 KEY, PINION SHAFT & OIL PUMP GEAR, BIG TWIN 1954-1981
A-23985-56	23985-56	pk-10 KEY, FLYWHEEL SPROCKET SHAFT, BIG TWIN 1955-1971
A-26340-36	26340-36	pk-10 KEY, OIL PUMP DRIVE SHAFT (SMALL), BIG TWIN 1936-1967, SPORTSTER 1960-1971
A-26348-15	26348-15	pk-10 KEY, OIL PUMP & PINION SHAFT, BIG TWIN 1936-1999, SPORTSTER 1972-1976
A-33393-50	33393-50	pk-10 KEY, STARTER CLUTCH **MAINSHAFT** (TRANSMISSION), BIG TWIN 1937-1986
A-35175-38	35175-38	pk-10 KEY, DRIVE GEAR SPACER **4-SPEED**, BIG TWIN 1937-1977
A-35195-26	35195-26	pk-10 KEY, MAINSHAFT SPROCKET **4-SPEED**, FORTY-FIVE 1926-1973
A-37523-15	37523-15	pk-10 KEY, CLUTCH HUB (MAINSHAFT), BIG TWIN 1937-1984
A-37523-85	37523-85	pk-10 KEY, CLUTCH HUB (MAINSHAFT), BIG TWIN 1985-1989

****EASTERN MOTORCYCLE PARTS****

****LOCK TABS****

****BIG TWIN-SPORTSTER****

****MASTER LISTING****



EASTERN NUMBER

REPLACES OEM

DESCRIPTION

A-7044	7044A	pk-10	LOCK TAB, PINION SHAFT NUT, SPORTSTER 1977-1987
A-7402	7402	pk-10	LOCK TAB, INNER PRIMARY COVER, BIG TWIN 1980-1986
A-23982-12	23982-12	pk-10	LOCK PLATES, CRANK PIN NUTS, FORTY-FIVE 1929-1973
A-24015-36	24015-36	pk-10	LOCK PLATES, PINION SHAFTS & SPROCKET SHAFTS, BIG TWIN 1937-1971
A-24016-29	24016-29	pk-10	LOCK PLATES, PINION SHAFTS & SPROCKET SHAFTS, FORTY-FIVE 1929-1973
A-24018-72	24018-72	pk-10	LOCK PLATES, SPROCKET SHAFT, BIG TWIN 1972-1986
A-25448-84	25448-84	pk-10	LOCK TAB, CLUTCH RAMP, SPORTSTER 1984-1993
A-33082-16	33082-16	pk-10	LOCK TAB, COUNTERSHAFT & STARTER CRANK, BIG TWIN 1936-1979
A-33125-89	33125-89	pk-10	LOCK TAB, STARTER SHAFT BOLT, **STARTER MOTOR** BIG TWIN 1989-1990
A-33126-90	33126-90	pk-10	LOCK TAB, STARTER SHAFT BOLT, **STARTER MOTOR** BIG TWIN 1990-1992
A-33126-93	33126-93	pk-10	LOCK TAB, STARTER SHAFT BOLT, **STARTER MOTOR** BIG TWIN 1993-ONLY
A-33126-94	33126-94	pk-10	LOCK TAB, STARTER SHAFT BOLT, **STARTER MOTOR** BIG TWIN 1994-2006
A-33197-79	33197-79	pk-10	LOCK TAB, PLUNGER BODY BOLT, **TRANSMISSION** BIG TWIN 1979-1984
A-33318-85	33318-85	pk-10	LOCK TAB, INNER PRIMARY COVER, BIG TWIN 1987-2004
A-33335-79	33335-79	pk-10	LOCK TAB, SPROCKET **5-SPEED TRANSMISSION** BIG TWIN 1980-1983
A-33362-52	33362-52	pk-10	LOCK TAB, STARTER GEAR NUT, SPORTSTER 1954-1979
A-33396-39	33396-39	pk-10	LOCK TAB, STARTER CLUTCH NUT, BIG TWIN 1941-1979
A-34066-52	34066-52	pk-10	LOCK TAB, CAM FOLLOWER, BIG TWIN 1952-1979
A-34067-52	34067-52	pk-10	LOCK TAB, SHIFTER CAM, SPORTSTER 1952-1985
A-34069-71	34069-71	pk-10	LOCK TAB, SHIFTER CAM BOLT, SPORTSTER 1955-1990

****CONTINUED ON NEXT PAGE****

****EASTERN MOTORCYCLE PARTS****

****LOCK TABS****

****BIG TWIN-SPORTSTER****

****MASTER LISTING****





<u>EASTERN NUMBER</u>	<u>REPLACES OEM</u>	<u>DESCRIPTION</u>
A-34180-33	34180-33 pk-10	LOCK TAB, SHIFTER FORK NUTS, BIG TWIN 1955-1986
A-35050-40	35050-40 pk-10	LOCK TAB, MAINSHAFT BEARING NUT, BIG TWIN 1936-1986
A-35050-52	35050-52 pk-10	LOCK TAB, MAINSHAFT SPROCKET NUT, SPORTSTER 1954-1985
A-35216-26	35216-26 pk-10	LOCK TAB, MAINSHAFT SPROCKET NUT, FORTY-FIVE 1926-1973
A-35216-36	35216-36 pk-10	LOCK TAB, MAINSHAFT SPROCKET NUT, BIG TWIN 1937-1983
A-37462-41	37462-41 pk-5	LOCK TAB, CLUTCH GEAR NUT, FORTY-FIVE 1941-1973
A-37503-41	37503-41 pk-10	LOCK TAB, CLUTCH HUB NUT, BIG TWIN 1941-1986
A-37533-52A	37533-52A pk-10	LOCK TAB, CLUTCH HUB NUT, SPORTSTER 1954-1984
A-39996-65	39996-65 pk-10	LOCK TAB, CHAIN TENSIONER PLATE, BIG TWIN 1965-2000
A-47513-58	47513-58 pk-10	LOCK TAB, PIVOT BOLT, **REAR SWING ARM** BIG TWIN 1958-1984
A-47525-52	47525-52 pk-10	LOCK PLATE, BEARING NUT, **REAR FORK** SPORTSTER 1952-1981
A-59166-80	59166-80 pk-10	LOCK PLATE, FRONT FENDER MOUNT, **ZINC PLATED** BIG TWIN 1980-2013
A-60654-55	60654-55 pk-10	LOCK TAB, INNER PRIMARY COVER, BIG TWIN 1955-1964

****EASTERN MOTORCYCLE PARTS****

****RETAINING RINGS****

****BIG TWIN-SPORTSTER****

****MASTER LISTING****



EASTERN NUMBER	REPLACES OEM	DESCRIPTION
A-9119A	9119A	pk-10 RETAINING RING, MOTOR BEARING, (LEFT SIDE) SPORTSTER 1977-PRESENT
42-0102	* 10984	pk-10 RETAINING RING, MAINSHAFT, 5th GEAR, **5-SPEED** SPORTSTER 2007-PRESENT
A-10991	10991	pk-10 RETAINING RING, MAIN DRIVE GEAR, **6-SPEED** BIG TWIN 2006-PRESENT
A-10998	10998	pk-10 RETAINING RING, CLUTCH RAMP, **5-SPEED** BIG TWIN 1987-PRESENT
A-11000	11000	pk-10 RETAINING RING, RELEASE FINGER, BIG TWIN 1937-1984
A-11002	11002	pk-10 RETAINING RING, OIL PUMP SHAFT, BIG TWIN 1970-PRES., SPORTSTER 1956-PRES.
A-11004	11004	pk-10 RETAINING RING, GENERATOR END, BIG TWIN 1958-1969, SPORTSTER 1958-1980
A-11005	11005	pk-10 RETAINING RING, CLUTCH ADJUSTMENT SCREW, BIG TWIN 1991-99, SPORT. 1971-1984
A-11006	11006	pk-10 RETAINING RING, MAINSHAFT BALL BEARING, **INNER** SPORTSTER 1985-1990
A-11007	11007	pk-10 RETAINING RING, PINION SHAFT BEARING & CAGES, BIG TWIN 1958-1986
A-11012	11012	pk-10 RETAINING RING, OIL TANK CAP, BIG TWIN 1966-1982, SPORTSTER 1966-1978
A-11013	11013	pk-10 RETAINING RING, CHOKE CABLE, **E-CLIP** BIG TWIN 1978-1989
A-11015	11015	pk-10 RETAINING RING, MASTER CYLINDER, **FRONT HANDLE** B/T 1972-1981, SP. 1973-'81
A-11016	11016	pk-10 RETAINING RING, SHIFTER LEVER PIN, **5-SPEED** BIG TWIN 1980-2001
A-11019	11019	pk-10 RETAINING RING, CLUTCH LEVER STUD & DETENT PLATE, B/T 1980-1986, SP. 1991-P.
A-11020	11020	pk-10 RETAINING RING, BEARING HOUSING, **5-SPEED** BIG TWIN 1980-1993
A-11027	11027	pk-10 RETAINING RING, FRONT & REAR WHEELS, BIG TWIN 1973-1999, SPORTSTER 1979-'99
A-11031	11031	pk-10 RETAINING RING, FOOT SHIFT LEVER & PIVOT PIN, B/T 1965-1973, SPORT. 1977-1979
A-11035	11035	pk-10 RETAINING RING, FRONT WHEEL, SPORTSTER 1964-1972
A-11036	11036	pk-10 RETAINING RING, SHIFTER FORK SHAFT, BIG TWIN 1976-1986, SPORTSTER 1972-1990
A-11037	11037	pk-10 RETAINING RING, CLUTCH ROD END, **MOUSE TRAP** BIG TWIN 1952-1978
A-11039	11039	pk-10 RETAINING RING, STARTER COLLAR, BIG TWIN 1965-1988, SPORTSTER 1967-1980
A-11045	11045	pk-10 RETAINING RING, CLUTCH GUIDE, **BEARING** SPORTSTER 1984-1990
A-11046	11046	pk-10 RETAINING RING, CLUTCH ADJUSTMENT SCREW, SPORTSTER L/1984-PRESENT
A-11048	11048	pk-10 RETAINING RING, SLIDER TUBES, SPORTSTER 1968-1972
A-11052	11052	pk-10 RETAINING RING, CLUTCH HUB BEARING, **CLUTCH SHELL** SPORTSTER 1971-1984
A-11053	11053	pk-10 RETAINING RING, DRIVE PLATES, **CLUTCH SHELL** SPORTSTER 1971-1984

****CONTINUED ON NEXT PAGE****

5120 HILDA ROAD* BLACKVILLE, S.C. 29817* 803-284-3304

****EASTERN MOTORCYCLE PARTS****

****RETAINING RINGS****

****BIG TWIN-SPORTSTER****

****MASTER LISTING****

<u>EASTERN NUMBER</u>	<u>REPLACES OEM</u>	<u>DESCRIPTION</u>
A-11057	11057	pk-10 RETAINING RING, MAINSHAFT BALL BEARING, **5-SPEED** BIG TWIN 1980-1984
42-0100	11061	pk-10 RETAINING RING, MAIN DRIVE GEAR, **6-SPEED** BIG TWIN 2006-PRESENT
A-11063	11063	pk-10 RETAINING RING, MASTER CYLINDER **FRONT** BIG TWIN 1972-1981, SPORT. 1973-'81
A-11067	11067	pk-10 RETAINING RING, MAIN & COUNTERSHAFT, BIG TWIN 1980-PRES., SPORT. 1991-PRES.
A-11083	11083	pk-10 RETAINING RING, SHIFTER CAM, **5-SPEED** BIG TWIN 1980-PRESENT
A-11085	11085	pk-10 RETAINING RING, CHAIN PAD, **6-SPEED** BIG TWIN 2006-2006
A-11093	11093	pk-10 RETAINING RING, FOOT REST, **BRAKE ARM** (L/SIDE) SPORTSTER 1980-PRESENT
A-11096	11096	pk-10 RETAINING RING, CLUTCH PUSH ROD, **4 & 5 SPEED** (3/4 RING) BIG TWIN 1975-P.
A-11096A	11096	pk-10 RETAINING RING, CLUTCH PUSH ROD, **4 & 5 SPEED** (FULL RING) BIG TWIN 1975-P.
A-11121	11121	pk-10 RETAINING RING, MASTER CYLINDER REPAIR KIT **REAR BRAKE** SPORT. 2004-PRES
A-11143	11143	pk-10 RETAINING RING, HAND LEVERS, **PIVOT PIN** BIG TWIN 1982-1995., SPORT. 1982-'03
A-11150	11150	pk-10 RETAINING RING, SHIFTER ROD LEVER, **5-SPEED** BIG TWIN 1984-PRESENT
A-11155	11155	pk-10 RETAINING RING, THROTTLE SCREW, BIG TWIN 1975-PRES., SPORTSTER 1979-PRES.
A-11158	11158	pk-10 RETAINING RING, REAR FORK BEARING, **SWING ARM** BIG TWIN 1987-1996
A-11160A	11160A	pk-10 RETAINING RING, MOTOR BEARING, (LEFT SIDE) BIG TWIN 1983-PRESENT
A-11161	11161	pk-5 RETAINING RING, MAINSHAFT BALL BEARING, **5-SPEED** B/T 1984-P., SP. 1991-2005
A-11164	11164	pk-10 RETAINING RING, CLUTCH HUB BEARING, SPORTSTER 1984-1990
A-11175	11175	pk-10 RETAINING RING, FRONT WHEEL HUB CAP, **FLST ONLY** BIG TWIN 1986-1996
A-11177	11177	pk-10 RETAINING RING, PINION SHAFT, BIG TWIN 1987-1993, SPORTSTER 1987-1994
A-11177A	11177A	pk-10 RETAINING RING, PINION SHAFT, BIG TWIN 1994-PRESENT, SPORTSTER 1995-PRES.
A-11180	11180	pk-10 RETAINING RING, MAINSHAFT BALL BEARING, **OUTER** SPORTSTER 1984-1990
A-11182	11182	pk-10 RETAINING RING, STARTER SHAFT COUPLING, BIG TWIN 1989-2006
A-11183	11183	pk-10 RETAINING RING, STARTER SHAFT COUPLING, BIG TWIN 1989-1993
A-11185	11185	pk-10 RETAINING RING, SHIFTER PAWL, **5-SPEED** SPORTSTER 1991-PRESENT
A-11248	11248	pk-10 RETAINING RING, STARTER SHAFT COUPLING, BIG TWIN 1994-2006
A-11250	11250	pk-10 RETAINING RING, CLUTCH RAMP, SPORTSTER 1994-PRESENT
A-11271	11271	pk-25 RETAINING RING, IDLE CONTROL, BIG TWIN 1996-2007, SPORTSTER 1996-PRESENT
A-11272	11272	pk-25 RETAINING RING, THROTTLE CONTROL, BIG TWIN 1996-2007 SPORTSTER 1996-PRES.
A-11282	11282	pk-10 RETAINING RING, REAR FORK SWING ARM, BIG TWIN 2000-PRESENT
A-11302	11302	pk-10 RETAINING RING, SHIFTER AND BRAKE, BIG TWIN 1999-2003
A-11304	11304	pk-10 RETAINING RING, REAR BRAKE CONTROL, SPORTSTER 2004-PRESENT
A-11319A	11319A	pk-10 RETAINING RING, SHIFTER CAM SUPPORT, BIG TWIN 2000-PRESENT
A-11335K	11335K	pk-10 RETAINING RING, BALANCE SHAFT, V-ROD 2002-PRESENT
A-11342	11342	pk-10 RETAINING RING, SHIFTER CAM END, BIG TWIN 2001-2006
A-11355K	11355K	pk-10 RETAINING RING, SHIFTER SHAFT, V-ROD 2002-PRESENT
42-0104	11360	pk-10 RETAINING RING, SHIFTER CAM, SPORTSTER 2004-PRESENT
A-11363K	11363K	pk-10 RETAINING RING, CLUTCH HUB NUT, V-ROD 2002-PRESENT
A-11379	11379	pk-10 RETAINING RING, FRONT BRAKE LEVER PIVOT PIN, SPORTSTER 2004-PRESENT
42-0105	11389	pk-10 RETAINING RING, SHIFTER CAM **6-SPEED** BIG TWIN 2006-PRESENT
A-11390	11390	pk-10 RETAINING RING, REAR BRAKE CONTROL, SPORTSTER 2004-PRESENT
A-11461	11461	pk-10 RETAINING RING, OUTER CAM, **6-SPEED** BIG TWIN 2006-PRESENT
A-11494	11494	pk-10 RETAINING RING, OUTER CAM BEARING, **2-CAM** BIG TWIN 1999-2006
42-0115	* 11575	pk-10 RETAINING RING, SHIFTER CAM RIGHT SIDE **6-SPEED** BIG TWIN 2006-PRESENT
A-18105-79	18105-79	pk-10 RETAINING RING, VALVE GUIDES, BIG TWIN 1980-E/1981
42-0300	* 16699-06	pk-10 RETAINING RING, VALVE GUIDE, BIG TWIN 200-PRESENT, SPORTSTER 2010-PRESENT
A-22097-99	22097-99	pk-10 RETAINING RING, PISTON PINS, BIG TWIN 1999-PRESENT
A-22581-32	22581-32	pk-10 RETAINING RING, PISTON PINS, BIG TWIN 1936-1972, FORTY-FIVE 1932-1973
A-22582-52	22582-52	pk-10 RETAINING RING, PISTON PINS, BIG TWIN 1973-1977, SPORTSTER 1957-1977
A-22588-78	22588-78	pk-10 RETAINING RING, PISTON PINS, BIG TWIN 1977-1983, SPORTSTER 1977-1985
A-22589-83A	22589-83A	pk-10 RETAINING RING, PISTON PINS, BIG TWIN 1984-1999, SPORTSTER 1985-PRES.
A-24701-39	24701-39	pk-10 RETAINING RING, CASE BUSHING, FORTY-FIVE 1939-1973

****CONTINUED NEXT PAGE****

****EASTERN MOTORCYCLE PARTS****

****RETAINING RINGS****

****BIG TWIN-SPORTSTER****

****MASTER LISTING****

EASTERN NUMBER	REPLACES OEM		DESCRIPTION
A-24701-52	24701-52	pk-10	RETAINING RING, SPROCKET SHAFT, SPORTSTER 1954-1976
A-24701-54	24701-54	pk-10	RETAINING RING, GEAR SHAFT, SPORTSTER 1954-1976
A-24702-40	24702-40	pk-10	RETAINING RING, CASE BUSHING, BIG TWIN 1940-1954, SIDE VALVE 1940-1948
A-24779-55	24779-55	pk-10	RETAINING RING, LEFT BEARING, **IN CASE** BIG TWIN 1955-1968
A-25810-15	25810-15	pk-10	RETAINING RING, IDLER & CIRCUIT BREAKER STUDS, B/T 1936-1969, F/F 1932-1973
A-26348-36	26348-36	pk-10	RETAINING RING, OIL PUMP SHAFT, BIG TWIN 1936-1999
A-26497-75	26497-75	pk-10	RETAINING RING, OIL PUMP SHAFT, SPORTSTER 1977-1990
A-27124-89	27124-89	pk-10	RETAINING RING, CARBURETOR, **E-CLIP** BIG TWIN 1990-2006, SPORT. 1989-2006
A-32592-36	32592-36	pk-5	RETAINING CLIP, DISTRIBUTOR COVER **CHROME** B/T 1936-1964, SPORT. 1954-1964
A-33653-90	33653-90	pk-10	RETAINING RING, DETENT ARM, **5-SPEED** SPORTSTER 1991-PRESENT
A-34040-52	34040-52	pk-10	RETAINING RING, SHIFTER CAM, **4-SPEED** BIG TWIN 1979-1986, SPORT. 1952-1990
A-35021-89	35021-89	pk-10	RETAINING RING, ACCESS DOOR, COUNTERSHAFT, **5-SPEED** SPORT. 1991-PRES.
A-35038-89	35038-89	pk-10	RETAINING RING, ACCESS DOOR, MAINSHAFT, **5-SPEED** SPORTSTER 1991-PRES.
A-35087-99A	35087-99A	pk-10	RETAINING RING, ACCESS DOOR, BIG TWIN 1999-PRESENT
A-35112-52	35112-52	pk-10	RETAINING RING, MAINSHAFT BALL BEARING, **OUTER** SPORTSTER 1954-E/1984
A-35112-84	35112-84	pk-10	RETAINING RING, MAINSHAFT BALL BEARING, **OUTER** SPORTSTER 1984-1985
A-35113-52	35113-52	pk-10	RETAINING RING, MAINSHAFT ROLLERS, **TRANSMISSION** SPORTSTER 1954-1984
A-35114-02	35114-02	pk-10	RETAINING RING, MAIN BEARING, RIGHT SIDE **2-CAM** BIG TWIN 2003-PRESENT
A-35115-99	35115-99	pk-10	RETAINING RING, MAIN BEARING, RIGHT SIDE **2-CAM** BIG TWIN 1999-PRESENT
A-35118-03	35118-03	pk-10	RETAINING RING, MAIN BEARING, SPORTSTER 2004-PRESENT
A-35129-36	35129-36	pk-10	RETAINING RING, MAINSHAFT RACE, **4-SPEED** BIG TWIN 1937-1977
42-0500	* 35240-07	pk-10	RETAINING RING, BALANCER SHIFT BEARING, BIG TWIN 2007-PRESENT
A-35337-36	35337-36	pk-10	RETAINING RING, MAINSHAFT, THIRD GEAR, **4-SPEED** BIG TWIN 1936-1985
A-35337-56	35337-56	pk-10	RETAINING RING, MAINSHAFT, THIRD GEAR, **4-SPEED** SPORTSTER 1956-1990
A-35810-36	35810-36	pk-10	RETAINING RING, COUNTERSHAFT, SECOND GEAR, **4-SPEED** BIG TWIN 1937-1984
A-35920-36	35920-36	pk-10	RETAINING RING, COUNTERSHAFT BEARINGS, BIG TWIN 1937-1977
A-36795-84	36795-84	pk-10	RETAINING RING, CLUTCH HUB SHELL, SPORTSTER 1984-1990
A-36797-84	36797-84	pk-10	RETAINING RING, CLUTCH PRESSURE PLATE, SPORTSTER 1984-1990
A-36798-84	36798-84	pk-10	RETAINING RING, CLUTCH HUB, SPORTSTER 1984-1990
A-37904-84	37904-84	pk-10	RETAINING RING, CLUTCH BEARING, **5-SPEED** BIG TWIN 1984-1989
A-37904-90	37904-90	pk-5	RETAINING RING, CLUTCH BEARING, **5-SPEED** BIG TWIN 1990-1999, SPORT. 1991-P.
A-37905-00	37905-00	pk-5	RETAINING RING, CLUTCH BEARING, **5-SPEED** BIG TWIN 2000-PRESENT
A-37905-84	37905-84	pk-10	RETAINING RING, CLUTCH BEARING, **5-SPEED** BIG TWIN 1984-1990
A-37905-90	37905-90	pk-5	RETAINING RING, CLUTCH BEARING, **5-SPEED** BIG TWIN 1990-1999, SPORT 1991-P.
A-37907-84	37907-84	pk-10	RETAINING RING, PRESSURE PLATE, **5-SPEED** BIG TWIN 1984-1989
A-37908-90	37908-90	pk-5	RETAINING RING, CLUTCH PRESSURE PLATE, BIG TWIN 1990-1997, SPORT 1991-PRES.
A-37909-90	37909-90	pk-5	RETAINING RING, CLUTCH PRESSURE PLATE, BIG TWIN 1990-PRES, SPORT 1991-P.
A-40903-87	40903-87	pk-10	RETAINING RING, REAR BRAKE CONTROL SPRING, BIG TWIN 1987-99, SPORT. 1987-03
A-40918-82	40918-82	pk-10	RETAINING RING, REAR BRAKE CONTROL, BIG TWIN 1983-1987, SPORTSTER 1982-'87
A-40918-87	40918-87	pk-10	RETAINING RING, REAR BRAKE CONTROL, BIG TWIN 1987-2007, SPORTSTER 1987-'90
42-0108	* 43554-35	pk-10	RETAINING RING, STEEL RETAINER **STAR HUB** BIG TWIN 1937-1966
A-44021-83	44021-83	pk-10	RETAINING RING, BRAKE CALIPER PISTON, (FRONT) BIG TWIN 1984-1999, SP. 1984-'99
A-45611-86	45611-86	pk-10	RETAINING RING, NECK POST, **FRONT FORKS** BIG TWIN 1987-1996, SP. 1988-PRES
A-45842-77	45842-77	pk-10	RETAINING RING, TOP SLIDER TUBE, **OIL SEAL** BIG TWIN 1977-1984
A-45847-84	* 45847-84	pk-10	RETAINING RING, FRONT FORK, **OIL SEAL** BIG TWIN 1984-1996
A-45856-48	45856-48	pk-10	RETAINING RING, TOP SLIDER TUBE, **OIL SEAL** BIG TWIN 1949-1977
A-45905-87	45905-87	pk-10	RETAINING RING, TOP SLIDER TUBE, **OIL SEAL** BIG TWIN 1987-1999, SP. 1988-2009
A-45908-80	45908-80	pk-10	RETAINING RING, TOP SLIDER TUBE, **OIL SEAL** BIG TWIN 1980-1987, SP. 1979-1985
A-46172-48	46172-48	pk-10	RETAINING RING, SLIDER TUBE, (LOWER) BIG TWIN 1949-1977
A-60678-85	60678-85	pk-10	RETAINING RING, INNER PRIMARY COVER, **BEARING** BIG TWIN 1985-PRESENT
A-65045-01	65045-01	pk-10	RETAINING RING, EXHAUST GASKET, V-ROD 2002-PRESENT
A-65325-83A	65325-83A	pk-10	RETAINING RING, EXHAUST GASKET, BIG TWIN 1984-PRESENT, SPORTSTER 1986-P.

****EASTERN MOTORCYCLE PARTS****

****BALL BEARINGS****

****BIG TWIN-SPORTSTER****



EASTERN NUMBER

REPLACES OEM

DESCRIPTION

A-8852	8852	pk-25	BALL BEARINGS, **5/32" DIAMETER**
A-8854	8854	pk-25	BALL BEARINGS, **3/16" DIAMETER**
A-8856A	8856A	pk-25	BALL BEARINGS, **7/32" DIAMETER**
A-8858	8858	pk-25	BALL BEARINGS, **1/4" DIAMETER**
A-8860	8860	pk-25	BALL BEARINGS, **5/16" DIAMETER**
A-8866	8866	pk-25	BALL BEARINGS, **3/8" DIAMETER**
A-8872	8872	pk-25	BALL BEARINGS, **1/2" DIAMETER**
A-8873	8873	pk-25	BALL BEARINGS, **3/8" DIAMETER**
A-8879	8879	pk-25	BALL BEARINGS, **11/32" DIAMETER**
A-27406-26	27406-26	pk-25	BALL BEARINGS, **1/8" DIAMETER**
35-0900		kit-9	BALL BEARINGS, 9-SIZES, **5/32" TO 1/2" DIAMETER**

KIT INCLUDES: (25ea) 8852, 8854, 8856A, 8858, 8860, 8872, 8873, 8879, 27406-26

****OIL PUMP****

****LINE DRAWINGS****

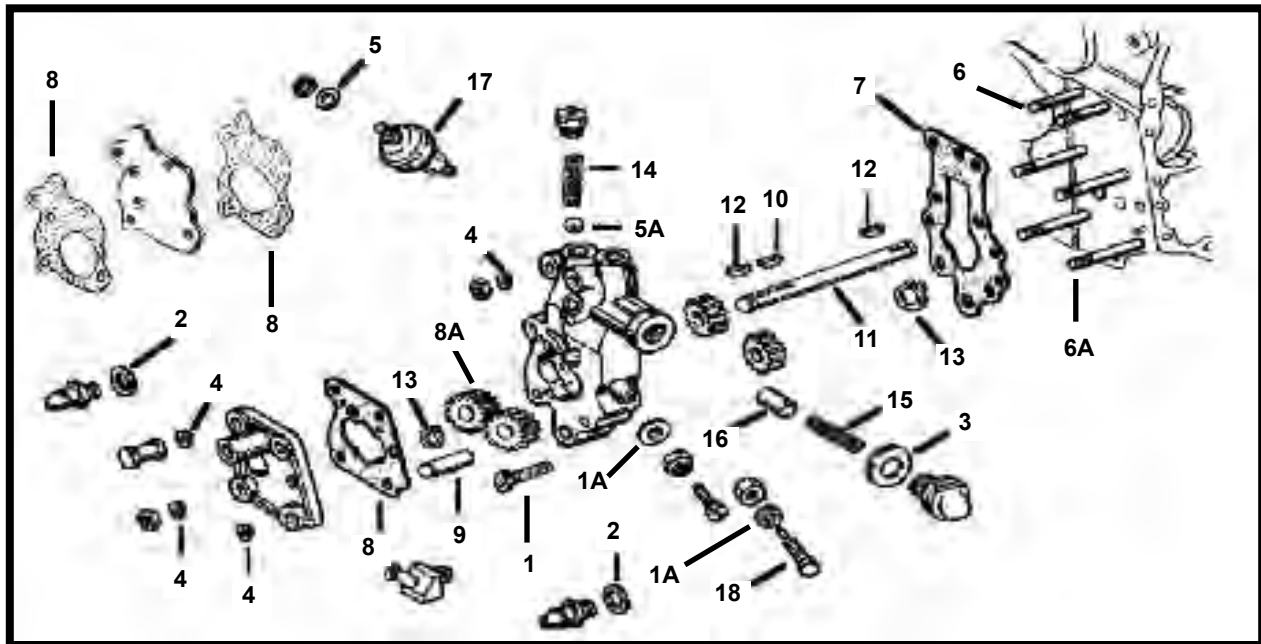
- * BUSHINGS
- * GASKETS
- * GEARS
- * KEYS
- * O-RINGS
- * OIL PUMP KITS
- * OIL PUMP SHAFTS
- * SEALS
- * SPRINGS
- * WASHERS



EASTERN MOTORCYCLE PARTS

OIL PUMP

BIG TWIN 1936-1967



<u>DIAGRAM NUMBER</u>	<u>EASTERN NUMBER</u>	<u>REPLACES OEM</u>	<u>DESCRIPTION</u>
1	A-1397	1397	pk-5 SCREW, OIL PUMP MOUNTING BODY, BIG TWIN 1936-1947
1A	A-6156	6156	pk-10 WASHER, (BRASS) CHAIN OILER SCREW, BIG TWIN 1941-1969
2	A-6377	6377	pk-10 WASHER, (BRASS) OIL PUMP PLUG, BIG TWIN L/1950-1986
3	A-6581	6581	pk-10 WASHER, (BRASS) RELIEF VALVE PLUG, BIG TWIN 1954-1978
4	36-0198	7036	pk-100 LOCK-WASHER, REGULAR 1/4" **ZINC PLATED**
5	36-0262	7069	pk-100 LOCK-WASHER, REGULAR # 10 **ZINC PLATED**
5A	A-8866	8866	pk-25 BALL BEARING, 3/8" OIL PUMP CHECK VALVE, BIG TWIN 1937-PRES.
6	A-24819-36	24819-36	pk-5 STUDS, OIL PUMP MOUNTING **1-11/16 LONG** BIG TWIN 1937-1973
6A	A-24820-36	24820-36	pk-5 STUDS, OIL PUMP MOUNTING **2-1/4" LONG** BIG TWIN 1937-1973
7	L-3-929	26245-41	pk-10 GASKET, OIL PUMP, TO CRANKCASE, (PAPER) BIG TWIN 1941-1967
8	L-3-922	26255-41	pk-10 GASKET, OIL PUMP, OUTER COVER, (PAPER) BIG TWIN 1941-E/1950
*	L-3-930	26257-41	pk-10 GASKET, OIL PUMP, OUTER COVER, (PAPER) BIG TWIN 1936-E/1950
	L-3-928	26257-50A	pk-10 GASKET, OIL PUMP, OUTER COVER, (PAPER) BIG TWIN 1950-1967
8A	V-13-166	26315-48	each GEAR, OIL PUMP, FEED SIDE, BIG TWIN 1948-1967 MADE IN U.S.A.
*	V-13-170	26317-62A	each GEAR, OIL PUMP, RETURN SIDE, BIG TWIN 1962-1967 **U.S.A.**
*	V-13-176	26326-62A	each GEAR, OIL PUMP, IDLER, BIG TWIN L/1962-1967 **MADE IN U.S.A.**
9	A-26327-52	26327-52	each IDLER GEAR SHAFT, OIL PUMP, BIG TWIN 1962-1967
	A-26328-41	26328-41	each IDLER GEAR SHAFT, OIL PUMP, BIG TWIN 1941-1966
10	A-26340-36	26340-36	pk-10 KEY, OIL PUMP DRIVE SHAFT, (SMALL) BIG TWIN 1936-1967
11	A-26346-36	26346-36	each OIL PUMP DRIVE SHAFT, BIG TWIN 1936-1967
12	A-26348-15	26348-15	pk-10 KEY, OIL PUMP DRIVE SHAFT, BIG TWIN 1936-1999
13	A-26348-36	26348-36	pk-10 RETAINING RING, OIL PUMP SHAFT, BIG TWIN 1936-1999
14	A-26363-36	26363-36	pk-10 SPRING, OIL PUMP CHECK VALVE, BIG TWIN 1937- 1980
	A-26363-56	26363-56	pk-10 SPRING, OIL PUMP CHECK VALVE, BIG TWIN 1956- 1965
15	A-26374-54	26374-54	pk-10 SPRING, OIL PUMP RELIEF VALVE, BIG TWIN 1954-1972
16	A-26400-54	26400-54	each PLUNGER, OIL PUMP RELIEF VALVE, BIG TWIN L/1954- E/1982
17	A-26551-39A	26551-39A	each OIL PRESSURE SWITCH, BIG TWIN 1939-1984
	A-26552-72	26552-72	each OIL PRESSURE SWITCH (ACCEL), BIG TWIN 1941-1984
18	A-63610-70	63610-70	pk-5 ADJUSTING SCREW, PUMP BODY, HEX HEAD B/T 1941-'64/1968-E/'72
	A-26383-32	63614-72	pk-5 ADJUSTING SCREW, OIL PUMP BODY, ROUND HEAD, B/T 1933-1983

****EASTERN MOTORCYCLE PARTS****

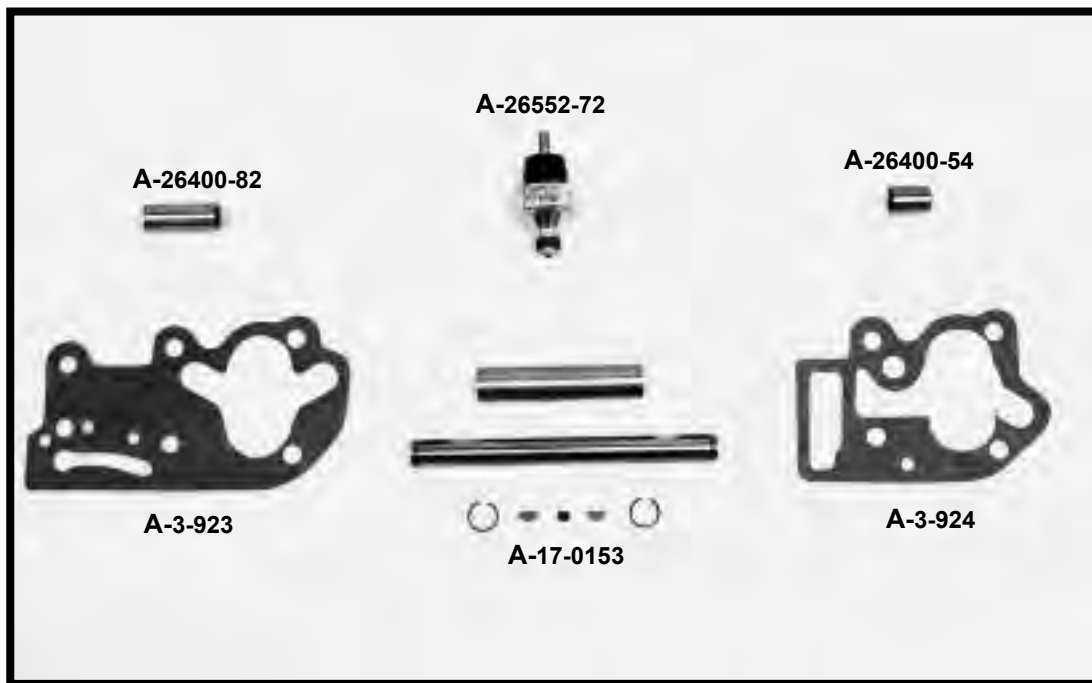
****OIL PUMP****

****BIG TWIN 1968-1984****

<u>DIAGRAM NUMBER</u>	<u>EASTERN NUMBER</u>	<u>REPLACES OEM</u>	<u>DESCRIPTION</u>
18	A-26327-68	26327-68 each	SHAFT, OIL PUMP IDLER GEAR, BIG TWIN 1968-PRESENT
18A	A-26328-74	26328-74 each	GEAR, OIL PUMP DRIVE **FEED SIDE** BIG TWIN 1941-1999
19	A-26346-68	26346-68 each	DRIVE SHAFT, OIL PUMP, BIG TWIN 1968-1969
	A-26346-70	26346-70 each	DRIVE SHAFT, OIL PUMP, BIG TWIN 1970-1999
20	A-26348-15	26348-15 pk-10	KEY, OIL PUMP & PINION SHAFT, BIG TWIN 1936-1999
21	A-26348-36	26348-36 pk-10	RETAINING RING, OIL PUMP SHAFT, BIG TWIN 1936-1999
22	A-26363-36	26363-36 pk-10	SPRING, OIL PUMP CHECK VALVE, BIG TWIN 1937-1980
23	A-26374-54	26374-54 pk-10	SPRING, OIL PUMP RELIEF VALVE, BIG TWIN 1954-1972
24	A-26400-54	26400-54 each	PLUNGER, OIL PUMP RELIEF VALVE, BIG TWIN L/1954-E/1982
25	A-26400-82	26400-82 each	PLUNGER, OIL PUMP RELIEF VALVE, BIG TWIN L/1982-PRESENT
26	A-26552-72	26552-72 each	OIL PRESSURE SWITCH, **ACCEL**, BIG TWIN 1941-1984
27	A-63610-70	63610-70 pk-5	ADJUSTING SCREW, PUMP BODY(HEX HEAD), BIG TWIN 1941-1964
	A-26383-32	63614-72 pk-5	ADJUSTING SCREW,PUMP BODY(ROUND HEAD),BIG TWIN 1933-1983

****OIL PUMP PARTS****

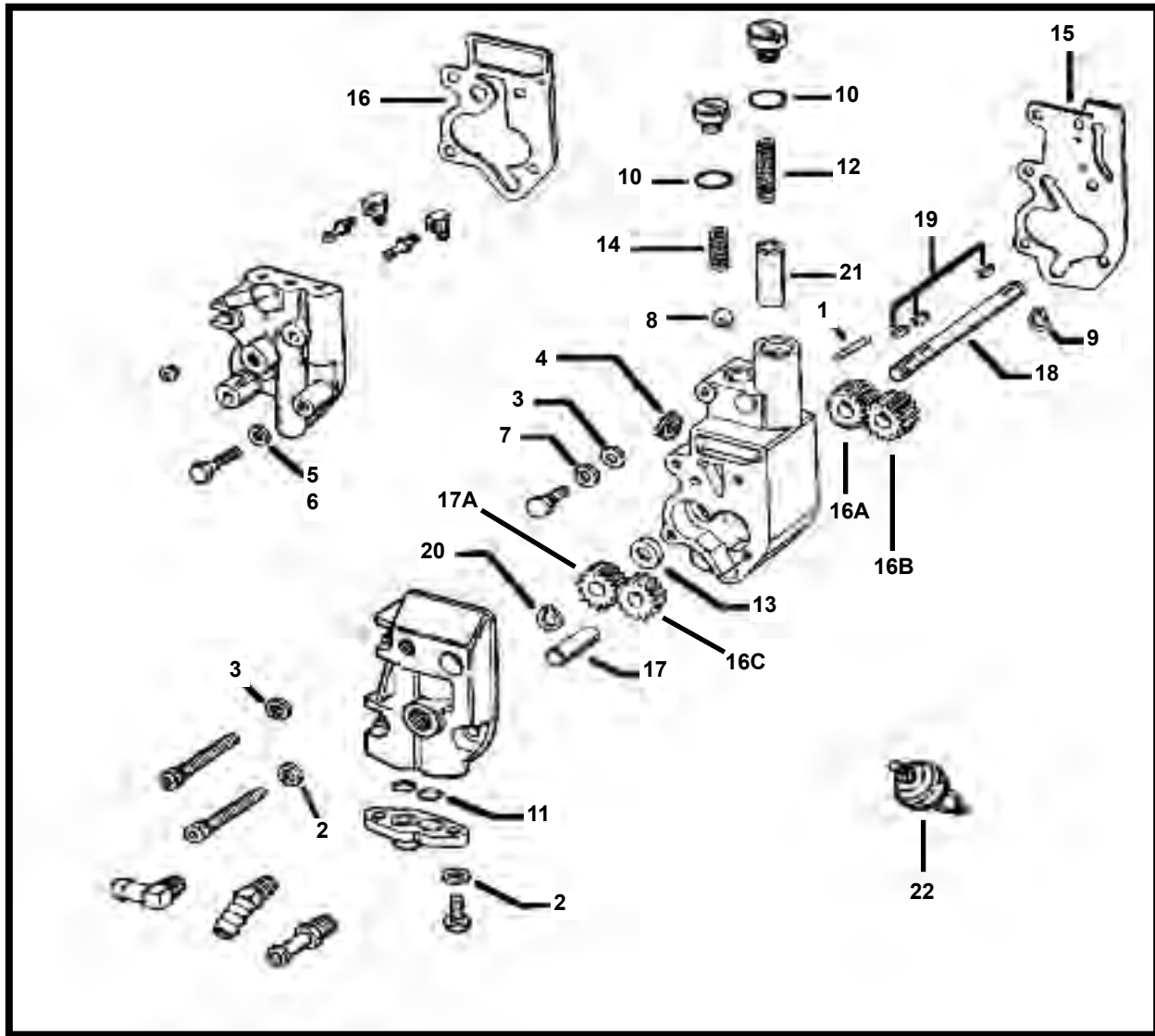
****BIG TWIN 1968-1984****



****EASTERN MOTORCYCLE PARTS****

****OIL PUMP****

****BIG TWIN 1984-1999****



****EASTERN'S OIL PUMP GEARS, SHAFTS, KEYS AND SPRINGS**
****ARE MADE IN U.S.A.******

****CONTINUED NEXT PAGE****

5120 HILDA ROAD* BLACKVILLE, S.C. 29817* 803-284-3304


Pg 170

****EASTERN MOTORCYCLE PARTS****

****OIL PUMP****

****BIG TWIN 1984-1999****

<u>DIAGRAM NUMBER</u>	<u>EASTERN NUMBER</u>	<u>REPLACES OEM</u>	<u>DESCRIPTION</u>
1	A-239	239	pk-25 ROLL PINS, 3/32" X 9/16" **ZINC PLATED**
2	A-6099	6099	pk-25 WASHER, (STEEL)1/4" X 7/16" X 1/16" THICK
3	A-6239	6239	pk-25 WASHER, 1/4" X 1/2" X 3/32" THICK **ZINC PLATED**
4	A-6377	6377	pk-10 WASHER, **BRASS** OIL PUMP PLUG, BIG TWIN L/1950-1986
5	A-6736	6736	pk-25 WASHER, (STEEL) 9/32" X 5/8" X 1/16" THICK
6	A-6738	6738	pk-25 WASHER, (STEEL) 17/32" X 7/8" X 7/64" THICK
7	36-0198	7036	pk-100 LOCK-WASHERS, REGULAR 1/4" **ZINC PLATED**
8	A-8873	8873	pk-25 BALL BEARING, 3/8" OIL PUMP CHECK VALVE,BIG TWIN 1937-PRES.
9	A-11002	11002	pk-10 RETAINING RING, OIL PUMP SHAFT, BIG TWIN 1970-PRESENT
10	A-11105	11105	pk-10 O-RING, OIL PUMP & DRAIN PLUG, BIG TWIN 1978-PRESENT
11	A-11241	11241	pk-10 O-RING, PUMP OUTER COVER(LOWER),BIG TWIN 1992-PRESENT
12	A-26207-83	26207-83	pk-10 SPRING, OIL PUMP RELIEF VALVE, BIG TWIN 1983-1998
13	A-26227-58	26227-58	pk-5 OIL SEALS, OIL PUMP BODY, BIG TWIN 1968-1999
14	A-26262-80	26262-80	pk-10 SPRING, OIL PUMP CHECK VALVE, BIG TWIN 1981-1998
15	L-3-923	26273-80	pk-10 GASKET,PUMP BODY TO C/CASE (FIBER PAPER), B/T 1980-1991
	L-3-923B	26273-92	pk-10 GASKET,PUMP BODY TO C/CASE (FIBER PAPER),B/T 1992-PRESENT
16	L-3-924	26276-80	pk-10 GASKET, OIL PUMP COVER(OUTER) *FIBER PAPER*, B/T 1980-1991
	L-3-924B	26276-92	pk-10 GASKET,OIL PUMP COVER(OUTER) *FIBER PAPER*,B/T 1992-PRES.
16A	A-26315-68A	26315-68A	each GEAR, OIL PUMP DRIVE **RETURN SIDE** BIG TWIN 1968-1999
16B	A-26317-68A	26317-68A	each GEAR, OIL PUMP IDLER **RETURN SIDE** BIG TWIN 1968-1999
16C	A-26326-62A	26326-62A	each GEAR, OIL PUMP IDLER **FEED SIDE** BIG TWIN L/1962-1999
17	A-26327-68	26327-68	each SHAFT, OIL PUMP IDLER GEAR, BIG TWIN 1968-PRESENT
17A	A-26328-74	26328-74	each GEAR, OIL PUMP DRIVE **FEED SIDE** BIG TWIN 1941-1999
18	A-26346-70	26346-70	each DRIVE SHAFT, OIL PUMP, BIG TWIN 1970-1999
19	A-26348-15	26348-15	pk-10 KEY, OIL PUMP & PINION SHAFT, BIG TWIN 1936-1999
20	A-26348-36	26348-36	pk-10 RETAINING RING, OIL PUMP SHAFT, BIG TWIN 1936-1999
21	A-26400-82	26400-82	each PLUNGER, OIL PUMP RELIEF VALVE, BIG TWIN L/1982-PRESENT
22	A-26561-84	26561-84	each OIL PRESSURE SWITCH, BIG TWIN 1984-1999



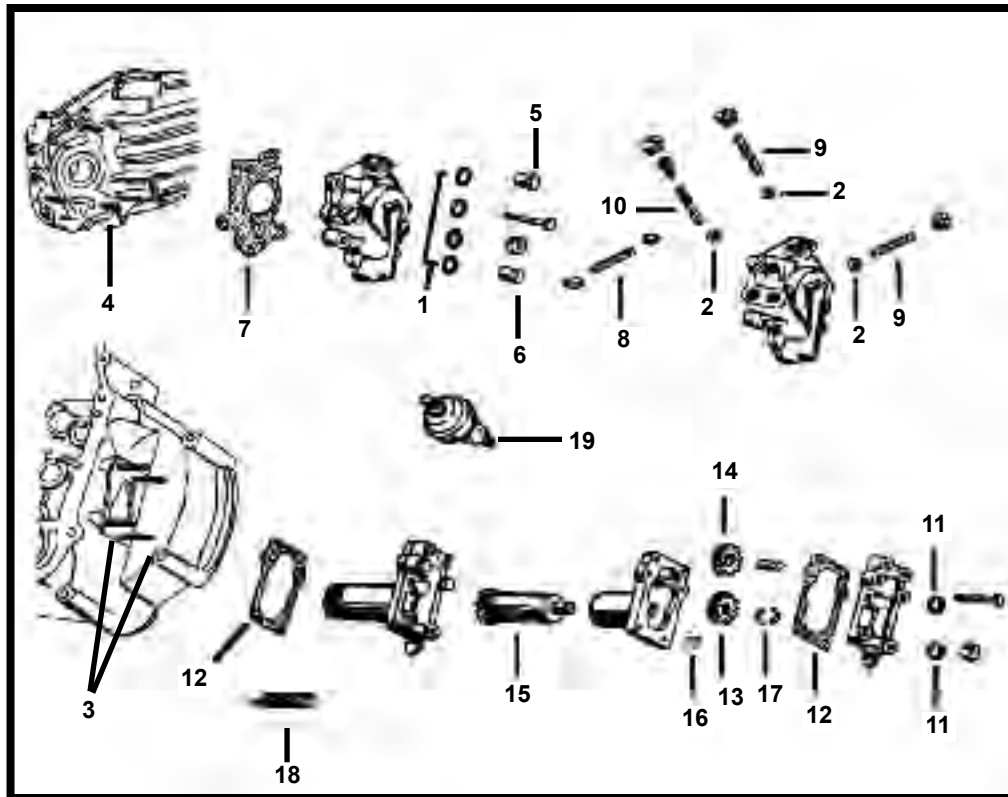
****EASTERN MOTORCYCLE PARTS****

****OIL PUMP****

****AND SCAVENGER PUMP****

****FORTY-FIVE 1937-1973****

****SIDE VALVE 1937-1948****



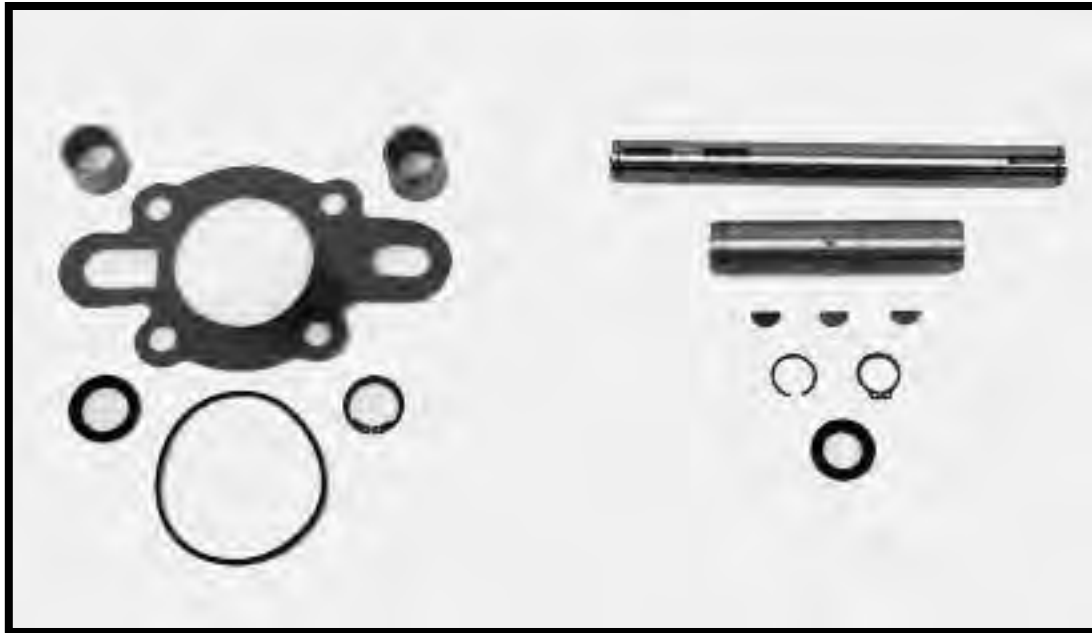
<u>DIAGRAM NUMBER</u>	<u>EASTERN NUMBER</u>	<u>REPLACES OEM</u>	<u>DESCRIPTION</u>
1	36-0198	7036	pk-100 LOCK WASHERS, **1/4** (ZINC PLATED)
2	A-8866	8866	pk-25 BALL BEARING, OIL PUMP CHECK VALVE, FORTY-FIVE 1937-1973
3	A-24819-36	24819-36	pk-5 STUDS, OIL PUMP **1-11/16 LONG** SIDE VALVE 1937-1948
4	A-24819-37	24819-37	pk-5 STUDS, OIL PUMP **1-7/16 LONG** FORTY-FIVE 1937-'73, S/V1937-'48
5	A-24830-41	24830-41	pk-5 NUTS, OIL PUMP STUD, FORTY-FIVE 1937-1973, SIDE VALVE 1937-'48
6	A-24831-41	24831-41	pk-5 NUTS, OIL PUMP STUD, BIG TWIN 1937-1973
7	L-3-926	26244-37	pk-10 GASKETS, OIL PUMP FEED SIDE, FORTY-FIVE 1937-1973
8	A-26286-37	26286-37	pk-10 SPRING, OIL PUMP FEED VANES, FORTY-FIVE 1937-1973
9	A-26363-36	26363-36	pk-10 SPRINGS, OIL PUMP CHECK VALVE, FORTY-FIVE 1937-1973
	A-26363-56	26363-56	pk-10 SPRINGS, OIL PUMP CHECK VALVE, FORTY-FIVE 1937-1973
10	A-26373-41	26373-41	pk-10 SPRINGS, OIL PUMP BY PASS VALVE, FORTY-FIVE 1937-1973
11	36-0198	7036	pk-100 LOCK WASHERS, **1/4** (ZINC PLATED)
12	L-3-927	26246-37	pk-10 GASKETS, OIL PUMP SCAVENGER SIDE, FORTY-FIVE 1937-1973
13	A-26320-37	26320-37	each DRIVE GEAR, SCAVENGER SIDE, FORTY-FIVE 1937-1973 **USA**
	A-26320-37A	26320-37A	each DRIVE GEAR, SCAVENGER SIDE, FORTY-FIVE 1937-1973 IMPORTED
14	A-26326-37	26326-37	each IDLER GEAR, SCAVENGER SIDE, FORTY-FIVE 1937-1973 **USA**
	A-26326-37A	26326-37A	each IDLER GEAR, SCAVENGER SIDE, FORTY-FIVE 1937-1973 IMPORTED
15	A-26331-37	26331-37	each BREATHER VALVE WITH GEAR, FORTY-FIVE 1937-1973 **USA**
16	A-26340-36	25340-36	pk-10 KEY, OIL PUMP BREATHER GEAR, FORTY-FIVE 1937-1973
17	A-26341-37	26341-37	pk-10 RETAINERS, SPLIT HALVES, BREATHER GEAR, FORTY-FIVE 1937-'73
18	A-26343-39	26343-39	pk-5 SCREEN, SCAVENGER PUMP. FORTY-FIVE 1939-1973, B/T FLATHEAD
19	A-26550-38A	26550-38A	each OIL PRESSURE SWITCH, FORTY-FIVE 1938-1973, S/VALVE 1938-1948

****EASTERN MOTORCYCLE PARTS****

****OIL PUMP KITS****

****BIG TWIN-SPORTSTER****

****MASTER LISTING****

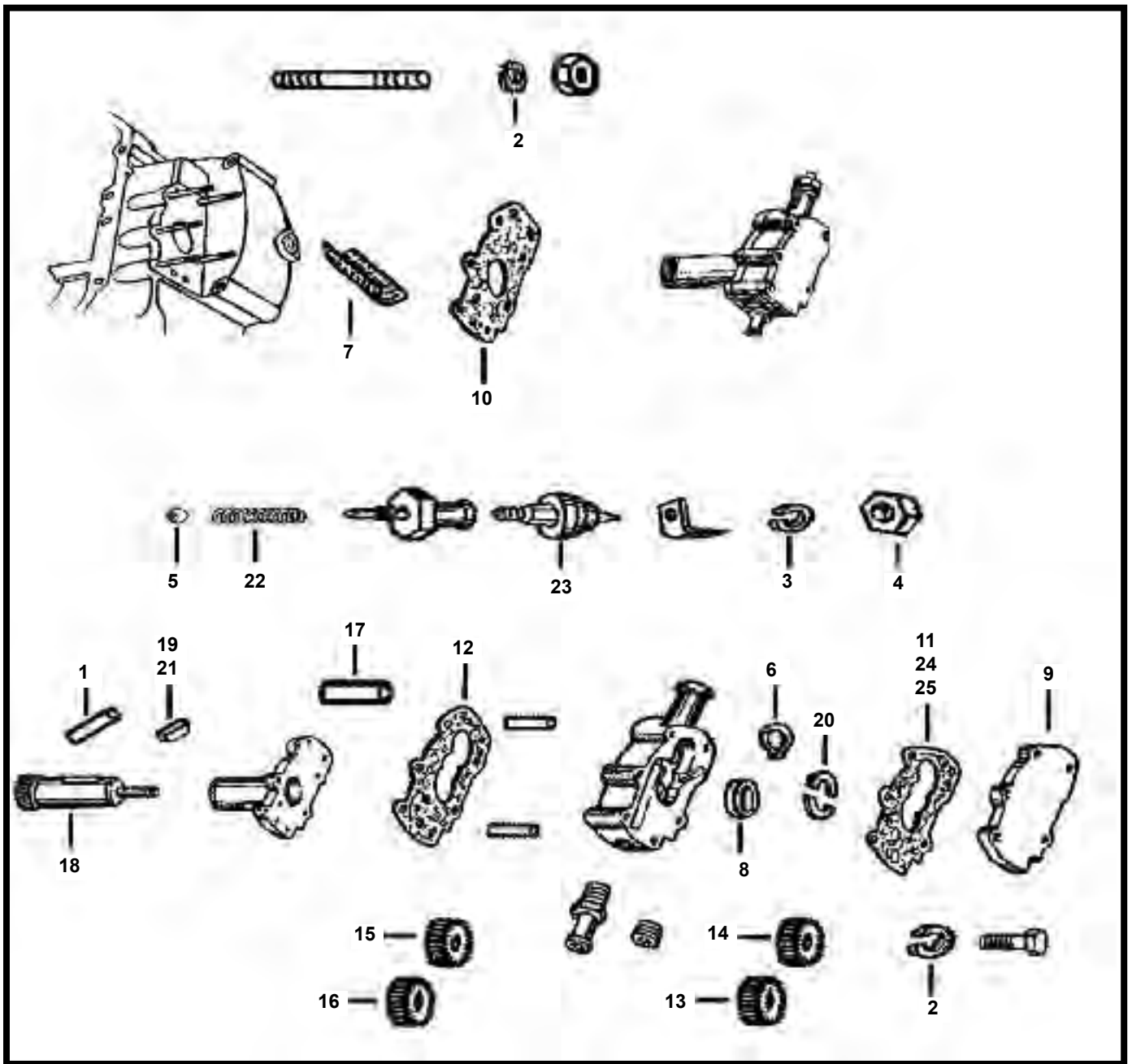


<u>EASTERN NUMBER</u>	<u>REPLACES OEM</u>	<u>DESCRIPTION</u>
17-0126		REPAIR KIT, OIL PUMP W/BUSHINGS, SPORTSTER 1977-1982 KIT INCLUDES: (1ea) 12036, 26431-76, 26434-76A, 26489-75, 26495-75, 26497-75
17-0129		REPAIR KIT, OIL PUMP W/BUSHINGS, SPORTSTER 1983-PRESENT KIT INCLUDES: (1ea) 12036A, 26431-76, 26434-76A, 26489-75, 26495-75, 26497-75
17-0151		OIL PUMP KIT, WITH SHAFT / BUSHING / KEYS / RETAINING RINGS,BIG TWIN 1936-1967 KIT INCLUDES: (1) 26346-36, (1) 26340-36, (2) 26348-15, (2) 26348-36, (1) 24641-36
17-0153		OIL PUMP KIT, WITH SHAFT / BUSHING / KEYS / RETAINING RINGS,BIG TWIN 1968-1969 KIT INCLUDES: (1) 26346-68, (1) 26340-36, (2) 26348-15, (2) 26348-36, (1) 24641-36
17-0157		OIL PUMP KIT,WITH SHAFT / BUSHING / KEYS / RETAINING RING,BIG TWIN 1970-PRES KIT INCL: (1) 26346-70,(3) 26348-15, (1) 26348-36, (1) 11002, (1) 24641-36, (1) 26227-58
L-3-403		GASKET KIT, OIL PUMP W/SEALS **PAPER GASKETS** , SPORTSTER 1954-1976 *EASTERNS* KIT INCL: (1) 8873,(1) 11002, (1) 26227-58, (1) 26340-36, (1) 26348-15, (1) 26258-52, (1) 26259-52, (2) 26341-37, (1) 26364-57, (1) 26364-72
48-0170	*	GASKET KIT, OIL PUMP REBUILD KIT **PAPER GASKETS** , SPORT. 1954-1976 **JAMES**
48-0180	*	GASKET KIT, OIL PUMP REBUILD KIT **PAPER GASKETS** , SPORT. 1977-1990 **JAMES**
48-0190	*	GASKET KIT, OIL PUMP REBUILD KIT **PAPER GASKETS** , SPORT. 1991-2008 **JAMES**
48-0192	*	GASKET KIT, OIL PUMP REBUILD KIT **DL STYLE GASKET** , SPORT. 1991-2009 **JAMES**
L-3-412		GASKET KIT, OIL PUMP REBUILD KIT **MYLAR GASKETS** , BIG TWIN 1968-1980 **ATHENA**
L-3-415		GASKET KIT, OIL PUMP REBUILD KIT **MYLAR GASKETS** , BIG TWIN 1968-1980 **ATHENA**
48-0112	*	GASKET KIT, OIL PUMP REBUILD KIT **PAPER GASKETS** , FORTY-FIVE 1937-'73 **JAMES**
48-0115	*	GASKET KIT, OIL PUMP REBUILD KIT **PAPER GASKETS** , BIG TWIN 1936-1947 **JAMES**
48-0120	*	GASKET KIT, OIL PUMP REBUILD KIT **PAPER GASKETS** , BIG TWIN 1948-1967 **JAMES**
48-0122	*	GASKET KIT, OIL PUMP REBUILD KIT **PAPER GASKETS** , BIG TWIN 1968-1980 **JAMES**
48-0130	*	GASKET KIT, OIL PUMP REBUILD KIT **MYLAR GASKETS** , BIG TWIN 1981-1992 **JAMES**
48-0140	*	GASKET KIT, OIL PUMP REBUILD KIT **PAPER GASKETS** , BIG TWIN 1981-1992 **JAMES**
48-0145	*	GASKET KIT, OIL PUMP REBUILD KIT **PAPER GASKETS** , BIG TWIN 1992-1999 **JAMES**

EASTERN MOTORCYCLE PARTS

OIL PUMP

SPORTSTER 1954-1976



CONTINUED ON NEXT PAGE

5120 HILDA ROAD BLACKVILLE, S.C. 29817* 803-284-3304*


Pg 174

****EASTERN MOTORCYCLE PARTS****

****OIL PUMP****

****SPORTSTER 1954-1976****

DIAGRAM NUMBER	EASTERN NUMBER	REPLACES OEM	DESCRIPTION
1	A-240	240	pk-25 DOWEL PINS, FEED GEAR (OIL PUMP), SPORTSTER 1961-1971
2	36-0198	7036	pk-100 LOCK-WASHERS, REGULAR 1/4" **ZINC PLATED**
3	36-0262	7069	pk-100 LOCK-WASHERS, REGULAR #10 **ZINC PLATED**
4	L-3-817	7634	pk-10 TERMINAL NUTS, W/ STAR WASHER, SPORTSTER 1954-1957
5	A-8873	8873	pk-25 BALL BEARING,(3/8")PUMP CHECK VALVE,SPORTSTER 1954-1976
6	A-11002	11002	pk-10 RETAINING RING, OIL PUMP SHAFT, SPORTSTER 1956-PRESENT
7	A-25276-52	25276-52	pk-5 SCREEN, BREATHER VALVE, SPORTSTER 1952-1973
8	A-26227-58	26227-58	pk-5 OIL SEALS, OIL PUMP BODY, SPORTSTER L/1958-1976
9	A-26250-56	26250-56	each COVER, OUTER OIL PUMP BODY, SPORTSTER 1956-1976
10	L-3-935	26256-52	pk-10 GASKET, PUMP TO CRANKCASE, SPORTSTER 1952-1976
11	L-3-936	26258-52	pk-10 GASKET, OIL PUMP OUTER COVER, SP 1952-E/1962 / 1972-1976
	L-3-936A	26258-62	pk-10 GASKET, OIL PUMP OUTER COVER, SPORTSTER L/1962-1971
12	L-3-937	26259-52	pk-10 GASKET, OIL PUMP INNER COVER, SPORTSTER 1952-E/1962
	L-3-937A	26259-62	pk-10 GASKET, OIL PUMP INNER COVER, SPORTSTER L/1962-1971
13	A-26315-72A	26315-72A	each GEAR, OIL PUMP RETURN SIDE **WIDE W/KEY WAY** SP. 1972-1976
14	A-26317-72A	26317-72A	each IDLER GEAR, RETURN SIDE **WIDE NO KEY WAY** SP. 1972-1976
15	A-26322-52A	26322-52A	each IDLER GEAR, FEED SIDE **NARROW NO KEY WAY** SP. 1954-1976
16	A-26323-52A	26323-52A	each GEAR, OIL PUMP FEED SIDE **NARROW W/KEY WAY** SP. 1954-1976
17	A-26327-52	26327-52	each SHAFT, OIL PUMP IDLER GEAR, SPORTSTER 1952-1976
18	A-26331-52	26331-52	each BREATHER VALVE WITH GEAR, SPORTSTER 1952-1955
	A-26331-56	26331-56	each BREATHER VALVE WITH GEAR, SPORTSTER 1956-1959
	A-26331-60	26331-60	each BREATHER VALVE WITH GEAR, SPORTSTER 1960-1971
	A-26331-72	26331-72	each BREATHER VALVE WITH GEAR, SPORTSTER 1972-1976
19	A-26340-36	26340-36	pk-10 KEY, OIL PUMP DRIVE SHAFT (SM), SPORTSTER 1960-1971
20	A-26341-37	26341-37	pk-10 RETAINERS,(SPLIT HALVES)PUMP BREATHER GEAR,SP 1952-1976
21	A-26348-15	26348-15	pk-10 KEY, OIL PUMP & PINION SHAFT, SPORTSTER 1972-1976
22	A-26364-57	26364-57	pk-10 SPRING, OIL PUMP CHECK VALVE, SPORTSTER 1957-E/1972
	A-26364-72	26364-72	pk-10 SPRING, OIL PUMP CHECK VALVE, SPORTSTER L/1972-1976
23	A-26552-72	26552-72	each OIL PRESSURE SWITCH **ACCEL** , SPORTSTER 1954-1976
24	L-3-403		kit GASKET KIT. OIL PUMP SMALL PARTS, SPORT 1954-1976 *EASTERN* KIT INCL: (1) 8873,(1) 11002, (1) 26227-58, (1) 26340-36, (1) 26348-15, (1) 26258-52, (1) 26259-52, (2) 26341-37, (1) 26364-57, (1) 26364-72 GASKET KIT, OIL PUMP REBUILD KIT **PAPER GASKETS**, SPORTSTER 1954-1976 **JAMES**
25	* 48-0170		kit



****THE FOLLOWING GEARS ARE MADE BY EASTERN****

26315-72A, 26317-72A, 26322-52A, 26323-52A,
26331-52, 26331-56, 26331-60, 26331-72

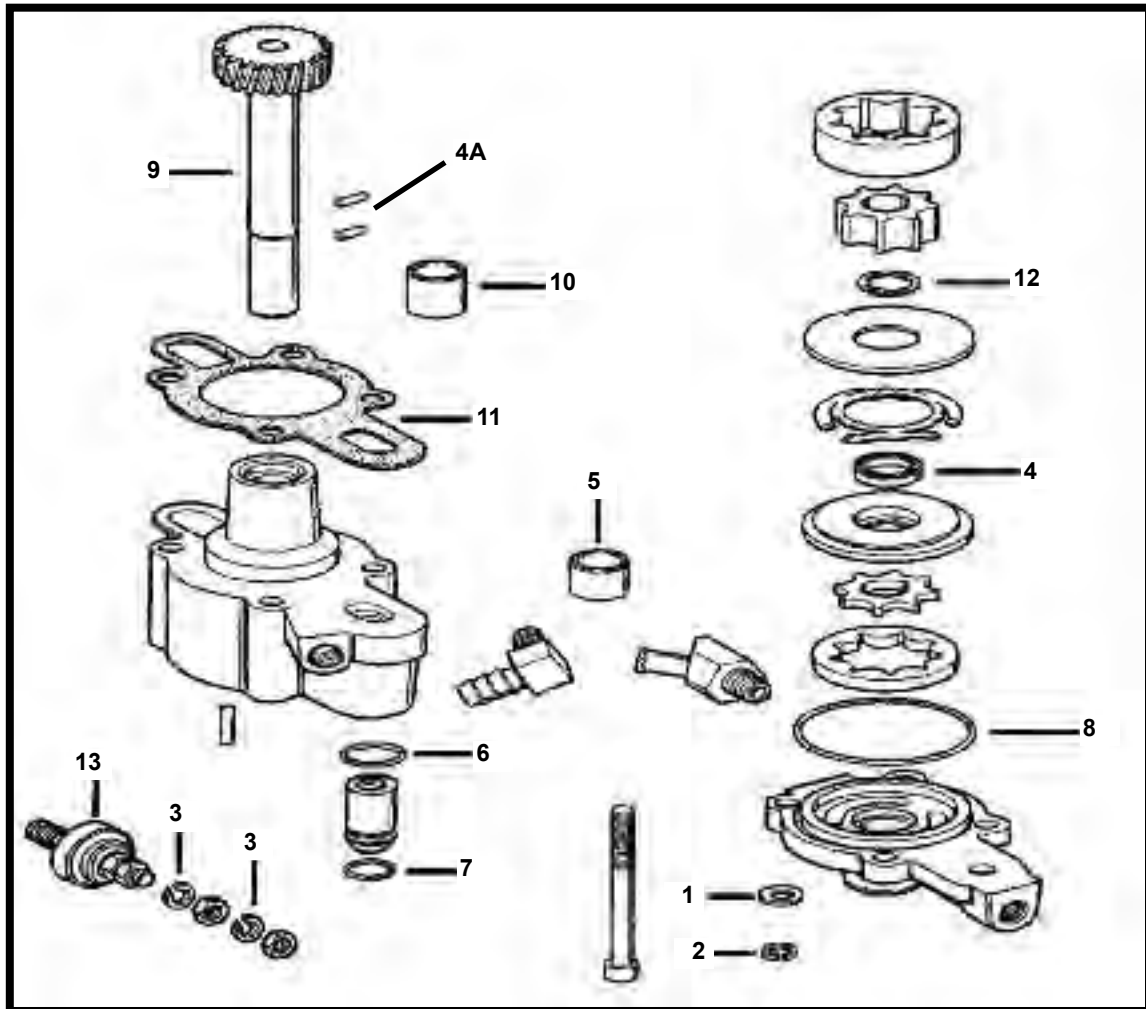
5120 HILDA ROAD* BLACKVILLE, S.C. 29817* 803-284-3304

Pg 175

****EASTERN MOTORCYCLE PARTS****

****OIL PUMP****

****SPORTSTER 1977-1990****



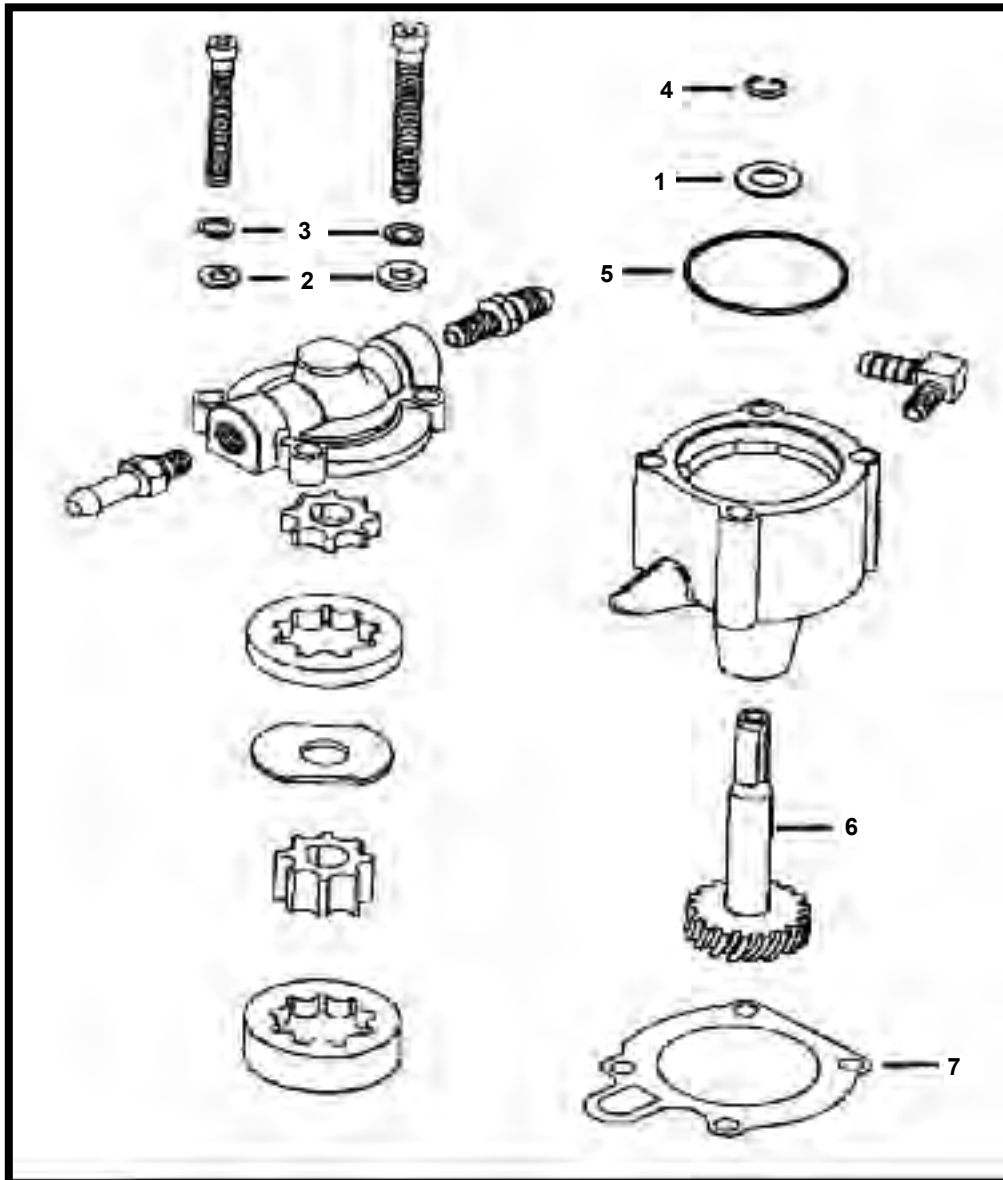
<u>DIAGRAM NUMBER</u>	<u>EASTERN NUMBER</u>	<u>REPLACES OEM</u>	<u>DESCRIPTION</u>	
1	A-6242W	6242W	pk-25 WASHER, STEEL 1/4" X 9/16" X 1/32" THICK	
2	36-0198	7036	pk-100 LOCK-WASHERS, REGULAR 1/4" **ZINC PLATED**	
3	36-0262	7069	pk-100 LOCK-WASHERS, REGULAR #10 **ZINC PLATED**	
4	A-12036	12036	pk-5 OIL SEAL, OIL PUMP OUTER PLATE, SPORTSTER 1977-1982	
	A-12036A	12036A	pk-5 OIL SEAL, OIL PUMP OUTER PLATE, SPORTSTER 1983-1990	
4A	*	A-26430-76	26430-76	pk-25 DOWEL PINS, ** .125 X .310 LONG ** GEAR SHAFT, SPORT. 1977-1990
5	A-26431-76	26431-76	each BUSHING, OIL PUMP COVER **OIL-LITE** , SPORTSTER 1977-1990	
6	A-26432-76A	26432-76A	pk-10 O-RING, CYLINDER STUD INSERT & OIL PUMP BODY, SP 1977-1990	
7	A-26433-77	26433-77	pk-10 O-RING, OIL PUMP CHECK VALVE, SPORTSTER 1977-1990	
8	A-26434-76A	26434-76A	pk-10 O-RING, OIL PUMP COVER, SPORTSTER 1977-1990	
9	A-26488-75	26488-75	each OIL PUMP GEAR SHAFT, SPORTSTER 1977-1990 **USA**	
10	A-26489-75	26489-75	pk-5 BUSHING, OIL PUMP BODY **OIL-LITE** , SPORTSTER 1977-1985	
11	L-3-925	26495-75	pk-10 GASKET, OIL PUMP MOUNTING TO CASE, SPORTSTER 1977-1990	
	*	48-0180	kit GASKET KIT, OIL PUMP REBUILD KIT **PAPER GASKETS** , SPORTSTER 1977-1990 **JAMES**	
12	A-26497-75	26497-75	pk-10 RETAINING RING, OIL PUMP SHAFT, SPORTSTER 1977-1990	
13	A-26554-77	26554-77	each OIL PRESSURE SWITCH, SPORTSTER 1977-1990	

5120 HILDA ROAD* BLACKVILLE, S.C. 29817* 803-284-3304

****EASTERN MOTORCYCLE PARTS****

****OIL PUMP****

****SPORTSTER 1991-PRESENT****



<u>DIAGRAM NUMBER</u>	<u>EASTERN NUMBER</u>	<u>REPLACES OEM</u>	<u>DESCRIPTION</u>
1	A-6157	6157	pk-10 THRUST WASHER, OIL PUMP GEAR SHAFT, SPORTSTER 1991-PRES.
2	A-6242W	6242W	pk-25 WASHERS, **1/4 X 9/16 X 1/32 THICK** (ZINC PLATED)
3	36-0198	7036	pk-100 LOCK WASHERS, **1/4" REGULAR** (ZINC PLATED)
4	A-11002	11002	pk-10 RETAINING RING, OIL PUMP SHAFT, SPORTSTER 1956-PRESENT
5	A-26434-91	26434-91	pk-10 O-RING, OIL PUMP COVER, SPORTSTER 1991-PRESENT
6	A-26488-91	26488-91	each OIL PUMP GEAR SHAFT, SPORTSTER 1991-1997
	A-26488-98	26488-98	each OIL PUMP GEAR SHAFT, SPORTSTER 1998-PRESENT
7	L-3-918	26495-89	pk-10 GASKET, OIL PUMP CASE, SPORTSTER 1991-PRESENT
*	48-0190		kit GASKET KIT, OIL PUMP REBUILD KIT **PAPER GASKETS**, SPORTSTER 1991-2008 **JAMES**
*	48-0192		kit GASKET KIT, OIL PUMP REBUILD KIT **DL STYLE GASKET**, SPORTSTER 1991-2009 **JAMES**

****EASTERN MOTORCYCLE PARTS****

****FLYWHEEL KITS****

****BIG TWIN****



**EASTERN
NUMBER**
M-4-4612

**REPLACES
OEM**

DESCRIPTION

FLYWHEEL KIT, **84" 4-1/2" STROKE** BIG TWIN 1970-1984

****EASTERN MOTORCYCLE PARTS****

****FLYWHEELS ONLY****

****TRUETT & OSBORN****

(STOCK AND 4-1/2")

****BIG TWIN, SPORTSTER, FORTY-FIVE****

****80" FLATHEAD & INDIAN CHIEF****



TRUETT & OSBORN FLYWHEELS ARE MADE FROM DUCTILE IRON AND HEAT TREATED. (110,000psi) GUARANTEED UNBREAKABLE!

<u>EASTERN NUMBER</u>	<u>REPLACES OEM</u>	<u>DESCRIPTION</u>
50-4703	23916-32 23936-37	pair FLYWHEELS **STOCK STROKE** FORTY-FIVE 1937-1973
50-4707	23919-37 23940-37	pair FLYWHEELS **STOCK STROKE** BIG TWIN 1937-1948 **SIDE VALVE**
50-4711	23919-41 23940-41A	pair FLYWHEELS **STOCK STROKE** BIG TWIN 1941-1953
50-4715		pair FLYWHEELS **4-1/2" STROKE** BIG TWIN 1941-1953
50-4721	23919-56 23940-41A	pair FLYWHEELS **STOCK STROKE** BIG TWIN 1956-1969
50-4725		pair FLYWHEELS **4-1/2" STROKE** BIG TWIN 1956-1969
50-4731	23919-70A 23940-41A	pair FLYWHEELS **STOCK STROKE** BIG TWIN 1970-1971
50-4735		pair FLYWHEELS **4-1/2" STROKE** BIG TWIN 1970-1971
50-4741	23919-72 23940-41A	pair FLYWHEELS **STOCK STROKE** BIG TWIN 1972-1980
50-4745		pair FLYWHEELS **4-1/2" STROKE** BIG TWIN 1972-1980

****SEE PAGE 192 FOR 4-1/2" STROKER PISTONS****

****CONTINUED NEXT PAGE****

****EASTERN MOTORCYCLE PARTS****

****FLYWHEELS ONLY****

****TRUETT & OSBORN****

(STOCK AND 4-1/2")

****BIG TWIN, SPORTSTER, FORTY-FIVE****

****80" FLATHEAD & INDIAN CHIEF****



TRUETT & OSBORN FLYWHEELS ARE MADE FROM DUCTILE IRON AND HEAT TREATED. (110,000psi) GUARANTEED UNBREAKABLE!

<u>EASTERN NUMBER</u>	<u>REPLACES OEM</u>	<u>DESCRIPTION</u>
50-4751	23922-80 23926-80A	pair FLYWHEELS **STOCK STROKE** BIG TWIN 1981-1986
50-4755		pair FLYWHEELS **4-1/2" STROKE** BIG TWIN 1981-1986
50-4763	23915-52 23935-52	pair FLYWHEELS **STOCK STROKE** SPORTSTER 1952-1953 **K-MODEL**
50-4767	23916-54A 23936-54A	pair FLYWHEELS **STOCK STROKE** SPORTSTER 1954-1956 **K-MODEL**
50-4771	23916-57A 23936-57A	pair FLYWHEELS **STOCK STROKE** SPORTSTER 1957-1980
50-4777	23916-81A 23936-87A	pair FLYWHEELS **STOCK STROKE** SPORTSTER 1981-1985

****CYLINDERS****

****CYLINDER SLEEVES****

****PISTONS****

****PISTON RINGS****

* **CYLINDERS: KNUCKLEHEAD, PANHEAD
SHOVELHEAD, BIG BORE, EVOLUTION**

* **CYLINDER SLEEVES: 900 C/C, 1000 C/C
1200 C/C, 1340 C/C**

* **PISTONS: PANHEAD, SHOVELHEAD,
BIG BORE, EVOLUTION, FORTY-FIVE,
FLATHEAD 61", 74" & 80", K-MODEL,
BIG BORE, 84" & 86" STROKER**


* **PISTON RINGS: PANHEAD, SHOVELHEAD,
BIG BORE, EVOLUTION, FORTY-FIVE,
FLATHEAD 61", 74" & 80", K-MODEL,
BIG BORE, 84" & 86" STROKER**

****EASTERN MOTORCYCLE PARTS****

****CONVERSION KITS****

****883,1100 TO 1200 C/C****

****SPORTSTER****



**EASTERN
NUMBER**

M-4-4601

M-4-4602

**REPLACES
OEM**

16140-87

DESCRIPTION

CONVERSION KIT, **883,1100 TO 1200 C/C** SPORTSTER 1986-1990

KIT INCLUDES: PISTONS, RINGS, AND GASKETS

CONVERSION KIT, **883,1100 TO 1200 C/C** SPORTSTER 1991-PRESENT

KIT INCLUDES: PISTONS, RINGS, AND GASKETS

****EASTERN MOTORCYCLE PARTS****

****CYLINDERS****

****BIG TWIN-SPORTSTER****



<u>EASTERN NUMBER</u>	<u>REPLACES OEM</u>	<u>DESCRIPTION</u>
		PANHEAD 74
M-4-4540	16483-48	each CYLINDER, **FRONT** (ONLY / NO PISTON), BIG TWIN 1948-1965
	16484-55	
M-4-4541	16492-48	each CYLINDER, **REAR** (ONLY / NO PISTON), BIG TWIN 1948-1965
	16493-55	
M-4-4542		set-2 CYLINDERS, **FRONT & REAR** (ONLY / NO PISTONS), BIG TWIN 1948-1965 SET INCLUDES: (1) 4-4540 (1) 4-4541
		SHOVELHEAD 74
M-4-4547	16485-66B	each CYLINDER, **FRONT** (ONLY / NO PISTON) BIG TWIN 1966-1978
	16485-74A	
M-4-4548	16492-66B	each CYLINDER, **REAR** (ONLY / NO PISTON) BIG TWIN 1966-1978
	16492-74A	
M-4-4549		set-2 CYLINDERS, **FRONT & REAR** (ONLY / NO PISTONS) BIG TWIN 1966-1978 SET INCLUDES: (1) 4-4547 (1) 4-4548
		SHOVELHEAD 80
M-4-4550	16494-78	each CYLINDER, **FRONT** (ONLY / NO PISTON) BIG TWIN 1978-1984
	16498-80A	
M-4-4551	16495-78	each CYLINDER, **REAR** (ONLY / NO PISTON) BIG TWIN 1978-1984
	16499-80A	
M-4-4552		set-2 CYLINDERS, **FRONT & REAR** (ONLY / NO PISTONS) BIG TWIN 1978-1984 SET INCLUDES: (1) 4-4550 (1) 4-4551

****CONTINUED NEXT PAGE****

****EASTERN MOTORCYCLE PARTS****

****CYLINDERS****

****BIG TWIN-SPORTSTER****



<u>EASTERN NUMBER</u>	<u>REPLACES OEM</u>	<u>DESCRIPTION</u>
		BIG BORE 3-5/8" BORE (.2030 LONGER)
M-4-4563	each	CYLINDER, **FRONT** (ONLY / NO PISTON) BIG TWIN 1966-1984
M-4-4564	each	CYLINDER, **REAR** (ONLY / NO PISTON) BIG TWIN 1966-1984
M-4-4565	set-2	CYLINDERS, **FRONT & REAR** 3-5/8" (WITH PISTONS & RINGS) B/T 1966-1984 SET INCLUDES: (1) 4563 (1) 4-4564
		SPORTSTER 1000 C/C 61
M-4-4553	16464-73B each	CYLINDER, **FRONT** (ONLY / NO PISTON) SPORTSTER 1973-1985
M-4-4554	16465-73B each	CYLINDER, **REAR** (ONLY / NO PISTON) SPORTSTER 1973-1985
M-4-4555	set-2	CYLINDERS, **FRONT & REAR** (ONLY / NO PISTONS) SPORTSTER 1973-1985 SET INCLUDES: (1) 4553 (1) 4-4554
		SPORTSTER 900 C/C
M-4-4558	16464-57 each	CYLINDER, **FRONT** (ONLY / NO PISTON) SPORTSTER 1957-1970
M-4-4559	16465-57 each	CYLINDER, **REAR** (ONLY / NO PISTON) SPORTSTER 1957-1970
M-4-4560	set-2	CYLINDERS, **FRONT & REAR** (ONLY / NO PISTONS) SPORTSTER 1957-1970 SET INCLUDES: (1) 4-4558 (1) 4-4559
		KNUCKLEHEAD 74
M-4-4567	16483-41 each	CYLINDER, **FRONT** (ONLY / NO PISTON) BIG TWIN 1941-1947
M-4-4568	16492-41 each	CYLINDER, **REAR** (ONLY / NO PISTON) BIG TWIN 1941-1947
M-4-4569	set-2	CYLINDERS, **FRONT & REAR** (ONLY / NO PISTONS) BIG TWIN 1941-1947 SET INCLUDES: (1) 4-4567 (1) 4-4568
		KNUCKLEHEAD 61
M-4-4596	16483-36 each	CYLINDER, **FRONT** (ONLY / NO PISTON) BIG TWIN 1936-1947
M-4-4597	16490-36 each	CYLINDER, **REAR** (ONLY / NO PISTON) BIG TWIN 1936-1947
M-4-4598	set-2	CYLINDERS, **FRONT & REAR** (ONLY / NO PISTON) BIG TWIN 1936-1947 SET INCLUDES: (1) 4-4596 (1) 4-4597

****HEADS****

M-4-4700	* 16681-39 pair	HEADS, **FRONT & REAR** (ALUMINUM) FORTY-FIVE 1940-1973
	16683-39	

****EASTERN MOTORCYCLE PARTS****

****CYLINDERS****

****BIG TWIN-SPORTSTER****

****EVOLUTION 883, 1200, 1340****




****THESE CYLINDERS ARE NOT FITTED****

<u>EASTERN NUMBER</u>	<u>REPLACES OEM</u>		<u>DESCRIPTION</u>
			SPORTSTER 883 C/C
M-4-4630	16446-86A	each	CYLINDER, **FRONT OR REAR** (ONLY / NO PISTON) SPORTSTER 1986-2003
M-4-4634		set-2	CYLINDERS, **FRONT & REAR** (NOT FITTED) SPORTSTER 1986-2003 SET INCLUDES: (2) CYLINDERS, PISTONS AND RINGS
			SPORTSTER 1200 C/C
M-4-4640	16447-88	each	CYLINDER, **FRONT OR REAR** (ONLY / NO PISTON) SPORTSTER 1988-2003
M-4-4644		set-2	CYLINDERS, **FRONT & REAR** (NOT FITTED) SPORTSTER 1988-2003 SET INCLUDES: (2) CYLINDERS, PISTONS AND RINGS
			BIG TWIN 1340 C/C
M-4-4650	16510-83A	each	CYLINDER, **FRONT OR REAR** (ONLY / NO PISTON) BIG TWIN 1984-1994
M-4-4654	16510-83A	set-2	CYLINDERS, **FRONT & REAR** (NOT FITTED) BIG TWIN 1984-1994 SET INCLUDES: (2) CYLINDERS, PISTONS AND RINGS
A-16573-83	16573-83	pk-8	INSERTS, CYLINDER STUD, BIG TWIN 1984-1999, SPORTSTER 1986-PRESENT

****EASTERN MOTORCYCLE PARTS****

****CYLINDER SLEEVES****

****BIG TWIN-SPORTSTER****



EASTERN NUMBER

REPLACES OEM

DESCRIPTION

A-99100-87		pair	CYLINDER SLEEVES, 1200 C/C, 3-7/16" BORE, 6-5/8" LONG, BIG TWIN 1948-1976
A-99102-87		pair	CYLINDER SLEEVES, 1340 C/C, 3-1/2" BORE, 6-5/8" LONG, BIG TWIN 1978-1984
A-99106-87		pair	CYLINDER SLEEVES, 900 C/C, 3" BORE, 6-3/16" LONG, SPORTSTER 1957-1971
A-99108-87		pair	CYLINDER SLEEVES, 1000 C/C, 3-3/16" BORE, 6-3/16" LONG, SPORTSTER 1972-1985
A-99112-87		pair	CYLINDER SLEEVES, 1000 C/C, 3-5/16" BORE, 7-1/2" LONG, BIG TWIN 1936-1952, FLATHEAD 1937-1941
A-99114-87		pair	CYLINDER SLEEVES, 750 C/C, 2-3/4" BORE, 7" LONG, FORTY-FIVE 1929-1973, K-MODEL 1952-1956


****EASTERN MOTORCYCLE PARTS****

****PISTONS****

****WITH RINGS****

****BIG TWIN****

****MASTER LISTING****



****ALL PISTONS ARE CAST WITH STEEL STRUTS****

****ALL EASTERNS PISTONS ARE **IMPORTED** AND SOLD IN PAIRS****

<u>EASTERN NUMBER</u>	<u>REPLACES OEM</u>	<u>DESCRIPTION</u>
BIG TWIN 1200 C/C 7.2 TO 1, LOW COMPRESSION		
WITH 3-PIECE OIL RINGS		
E-822-STD	22141-74A pair	PISTONS, W/HASTINGS RINGS **STD** (3-7/16" BORE) BIG TWIN 1948-1977
E-822-010	22143-74A pair	PISTONS, W/HASTINGS RINGS **010 OVERSIZE** (3-7/16" BORE) BIG TWIN 1948-1977
E-822-020	22144-74A pair	PISTONS, W/HASTINGS RINGS **020 OVERSIZE** (3-7/16" BORE) BIG TWIN 1948-1977
E-822-030	22145-74A pair	PISTONS, W/HASTINGS RINGS **030 OVERSIZE** (3-7/16" BORE) BIG TWIN 1948-1977
E-822-040	22146-74A pair	PISTONS, W/HASTINGS RINGS **040 OVERSIZE** (3-7/16" BORE) BIG TWIN 1948-1977
E-822-050	22147-74A pair	PISTONS, W/HASTINGS RINGS **050 OVERSIZE** (3-7/16" BORE) BIG TWIN 1948-1977
E-822-060	22148-74A pair	PISTONS, W/HASTINGS RINGS **060 OVERSIZE** (3-7/16" BORE) BIG TWIN 1948-1977
E-822-070	22149-74A pair	PISTONS, W/HASTINGS RINGS **070 OVERSIZE** (3-7/16" BORE) BIG TWIN 1948-1977
BIG TWIN 1200 C/C 8-1/2 TO 1, STD COMPRESSION		
WITH 3-PIECE OIL RINGS		
E-817-STD	22141-55C pair	PISTONS, W/HASTINGS RINGS **STD** (3-7/16" BORE) BIG TWIN 1948-1977
E-817-010	22143-55C pair	PISTONS, W/HASTINGS RINGS **010 OVERSIZE** (3-7/16" BORE) BIG TWIN 1948-1977
E-817-020	22144-55C pair	PISTONS, W/HASTINGS RINGS **020 OVERSIZE** (3-7/16" BORE) BIG TWIN 1948-1977
E-817-030	22145-55C pair	PISTONS, W/HASTINGS RINGS **030 OVERSIZE** (3-7/16" BORE) BIG TWIN 1948-1977
E-817-040	22146-55C pair	PISTONS, W/HASTINGS RINGS **040 OVERSIZE** (3-7/16" BORE) BIG TWIN 1948-1977
E-817-050	22147-55C pair	PISTONS, W/HASTINGS RINGS **050 OVERSIZE** (3-7/16" BORE) BIG TWIN 1948-1977
E-817-060	22148-55C pair	PISTONS, W/HASTINGS RINGS **060 OVERSIZE** (3-7/16" BORE) BIG TWIN 1948-1977
E-817-070	22149-55C pair	PISTONS, W/HASTINGS RINGS **070 OVERSIZE** (3-7/16" BORE) BIG TWIN 1948-1977

****CONTINUED NEXT PAGE****

5120 HILDA ROAD* BLACKVILLE, S.C. 29817* 803-284-3304

Pg 187

****EASTERN MOTORCYCLE PARTS****

****PISTONS****

****WITH RINGS****

****BIG TWIN****

****MASTER LISTING****

<u>EASTERN NUMBER</u>	<u>REPLACES OEM</u>		<u>DESCRIPTION</u>
BIG TWIN 1200 C/C 10 TO 1, Hi COMPRESSION			
WITH 3-PIECE OIL RINGS			
E-819-STD		pair	PISTONS, W/HASTINGS RINGS **STD** (3-7/16" BORE) BIG TWIN 1948-1977
E-819-010		pair	PISTONS, W/HASTINGS RINGS **010 OVERSIZE** (3-7/16" BORE) BIG TWIN 1948-'77
E-819-020		pair	PISTONS, W/HASTINGS RINGS **020 OVERSIZE** (3-7/16" BORE) BIG TWIN 1948-'77
E-819-030		pair	PISTONS, W/HASTINGS RINGS **030 OVERSIZE** (3-7/16" BORE) BIG TWIN 1948-'77
E-819-040		pair	PISTONS, W/HASTINGS RINGS **040 OVERSIZE** (3-7/16" BORE) BIG TWIN 1948-'77
E-819-050		pair	PISTONS, W/HASTINGS RINGS **050 OVERSIZE** (3-7/16" BORE) BIG TWIN 1948-'77
E-819-060		pair	PISTONS, W/HASTINGS RINGS **060 OVERSIZE** (3-7/16" BORE) BIG TWIN 1948-'77
E-819-070		pair	PISTONS, W/HASTINGS RINGS **070 OVERSIZE** (3-7/16" BORE) BIG TWIN 1948-'77
BIG TWIN 1340 C/C 7.2 TO 1, LOW COMPRESSION			
WITH 3-PIECE OIL RINGS			
E-821-STD	22190-81A	pair	PISTONS, W/HASTINGS RINGS **STD** (3-1/2" BORE) BIG TWIN 1978-1984
E-821-010	22191-81A	pair	PISTONS, W/HASTINGS RINGS **010 OVERSIZE** (3-1/2" BORE) BIG TWIN 1978-1984
E-821-020	22192-81A	pair	PISTONS, W/HASTINGS RINGS **020 OVERSIZE** (3-1/2" BORE) BIG TWIN 1978-1984
E-821-030	22193-81A	pair	PISTONS, W/HASTINGS RINGS **030 OVERSIZE** (3-1/2" BORE) BIG TWIN 1978-1984
E-821-040	22194-81A	pair	PISTONS, W/HASTINGS RINGS **040 OVERSIZE** (3-1/2" BORE) BIG TWIN 1978-1984
E-821-050		pair	PISTONS, W/HASTINGS RINGS **050 OVERSIZE** (3-1/2" BORE) BIG TWIN 1978-1984
BIG TWIN 1340 C/C 8 TO 1, STD COMPRESSION			
WITH 3-PIECE OIL RINGS			
E-824-STD	22191-78	pair	PISTONS, W/HASTINGS RINGS **STD** (3-1/2" BORE) BIG TWIN 1978-1984
E-824-010	22192-78	pair	PISTONS, W/HASTINGS RINGS **010 OVERSIZE** (3-1/2" BORE) BIG TWIN 1978-1984
E-824-020	22194-78	pair	PISTONS, W/HASTINGS RINGS **020 OVERSIZE** (3-1/2" BORE) BIG TWIN 1978-1984
E-824-030	22196-78	pair	PISTONS, W/HASTINGS RINGS **030 OVERSIZE** (3-1/2" BORE) BIG TWIN 1978-1984
E-824-040		pair	PISTONS, W/HASTINGS RINGS **040 OVERSIZE** (3-1/2" BORE) BIG TWIN 1978-1984
BIG TWIN, EVOLUTION 1340 C/C 8.5 TO 1, STD COMPRESSION			
WITH 3-PIECE OIL RINGS			
E-837-STD	21940-83	pair	PISTONS, <i>WITH IMPORTED RINGS</i> **STD** (3-1/2" BORE) BIG TWIN 1984-1999
E-837-005	21941-83	pair	PISTONS, W/HASTINGS RINGS **005 OVERSIZE** (3-1/2" BORE) BIG TWIN 1984-'99
E-837-010	21942-83	pair	PISTONS, <i>WITH IMPORT RINGS</i> **010 OVERSIZE** (3-1/2" BORE) BIG TWIN 1984-'99
E-837-020	21943-83	pair	PISTONS, <i>WITH IMPORT RINGS</i> **020 OVERSIZE** (3-1/2" BORE) BIG TWIN 1984-'99
E-837-030	21944-83	pair	PISTONS, <i>WITH IMPORT RINGS</i> **030 OVERSIZE** (3-1/2" BORE) BIG TWIN 1984-'99
E-837-040	21945-83	pair	PISTONS, <i>WITH IMPORT RINGS</i> **040 OVERSIZE** (3-1/2" BORE) BIG TWIN 1984-'99
BIG TWIN 61" C/C 7-1/2 TO 1, STD COMPRESSION			
WITH 3-PIECE OIL RINGS			
E-826-STD	22141-48	pair	PISTONS, W/HASTINGS RINGS **STD** (3-5/16" BORE) BIG TWIN 1936-1952
E-826-010	22143-48	pair	PISTONS, W/HASTINGS RINGS **010 OVERSIZE** (3-5/16" BORE) BIG TWIN 1936-'52
E-826-020	22144-48	pair	PISTONS, W/HASTINGS RINGS **020 OVERSIZE** (3-5/16" BORE) BIG TWIN 1936-'52
E-826-030	22145-48	pair	PISTONS, W/HASTINGS RINGS **030 OVERSIZE** (3-5/16" BORE) BIG TWIN 1936-'52
E-826-040	22146-48	pair	PISTONS, W/HASTINGS RINGS **040 OVERSIZE** (3-5/16" BORE) BIG TWIN 1936-'52
E-826-050	22147-48	pair	PISTONS, W/HASTINGS RINGS **050 OVERSIZE** (3-5/16" BORE) BIG TWIN 1936-'52
E-826-060	22148-48	pair	PISTONS, W/HASTINGS RINGS **060 OVERSIZE** (3-5/16" BORE) BIG TWIN 1936-'52
E-826-070	22149-48	pair	PISTONS, W/HASTINGS RINGS **070 OVERSIZE** (3-5/16" BORE) BIG TWIN 1936-'52
E-826-080		pair	PISTONS, <i>WITH IMPORT RINGS</i> **080 OVERSIZE** (3-5/16" BORE) BIG TWIN 1936-'52
E-826-090		pair	PISTONS, <i>WITH IMPORT RINGS</i> **090 OVERSIZE** (3-5/16" BORE) BIG TWIN 1936-'52

****EASTERN MOTORCYCLE PARTS****

****PISTONS****

****WITH RINGS****

****BIG TWIN****

****MASTER LISTING****

<u>EASTERN NUMBER</u>	<u>REPLACES OEM</u>		<u>DESCRIPTION</u>
			BIG TWIN, FLATHEAD 74" 6 TO 1 COMPRESSION
			WITH SINGLE PIECE OIL RINGS
E-834-STD	22216-37	pair	PISTONS, WITH IMPORT RINGS **STD** (3-5/16" BORE) BIG TWIN 1937-1948
E-834-010	22218-37	pair	PISTONS, WITH IMPORT RINGS **010 OVERSIZE** (3-5/16" BORE) BIG TWIN 1937-'48
E-834-020	22219-37	pair	PISTONS, W/HASTINGS RINGS **020 OVERSIZE** (3-5/16" BORE) BIG TWIN 1937-'48
E-834-030	22220-37	pair	PISTONS, WITH IMPORT RINGS **030 OVERSIZE** (3-5/16" BORE) BIG TWIN 1937-'48
E-834-040	22221-37	pair	PISTONS, W/HASTINGS RINGS **040 OVERSIZE** (3-5/16" BORE) BIG TWIN 1937-'48
E-834-050	22222-37	pair	PISTONS, WITH IMPORT RINGS **050 OVERSIZE** (3-5/16" BORE) BIG TWIN 1937-'48
E-834-060	22223-37	pair	PISTONS, WITH IMPORT RINGS **060 OVERSIZE** (3-5/16" BORE) BIG TWIN 1937-'48
E-834-070	22224-37	pair	PISTONS, WITH IMPORT RINGS **070 OVERSIZE** (3-5/16" BORE) BIG TWIN 1937-'48
E-834-080		pair	PISTONS, WITH IMPORT RINGS **080 OVERSIZE** (3-5/16" BORE) BIG TWIN 1937-'48
E-834-090		pair	PISTONS, WITH IMPORT RINGS **090 OVERSIZE** (3-5/16" BORE) BIG TWIN 1937-'48
			BIG TWIN, FLATHEAD 80" 6 TO 1 COMPRESSION
			WITH SINGLE PIECE OIL RINGS
E-836-STD	22216-30	pair	PISTONS, W/HASTINGS RINGS **STD** (3-7/16" BORE) BIG TWIN 1937-1948
E-836-010	22218-30	pair	PISTONS, W/HASTINGS RINGS **010 OVERSIZE** (3-7/16" BORE) BIG TWIN 1937-'48
E-836-020	22219-30	pair	PISTONS, W/HASTINGS RINGS **020 OVERSIZE** (3-7/16" BORE) BIG TWIN 1937-'48
E-836-030	22220-30	pair	PISTONS, W/HASTINGS RINGS **030 OVERSIZE** (3-7/16" BORE) BIG TWIN 1937-'48
E-836-040	22221-30	pair	PISTONS, W/HASTINGS RINGS **040 OVERSIZE** (3-7/16" BORE) BIG TWIN 1937-'48
E-836-050	22222-30	pair	PISTONS, W/HASTINGS RINGS **050 OVERSIZE** (3-7/16" BORE) BIG TWIN 1937-'48
E-836-060	22223-30	pair	PISTONS, W/HASTINGS RINGS **060 OVERSIZE** (3-7/16" BORE) BIG TWIN 1937-'48
E-836-070	22224-30	pair	PISTONS, W/HASTINGS RINGS **070 OVERSIZE** (3-7/16" BORE) BIG TWIN 1937-'48
E-836-080		pair	PISTONS, W/HASTINGS RINGS **080 OVERSIZE** (3-7/16" BORE) BIG TWIN 1937-'48
E-836-090		pair	PISTONS, WITH IMPORT RINGS **090 OVERSIZE** (3-7/16" BORE) BIG TWIN 1937-'48
			BIG TWIN, **1550 C/C 10.25 TO 1 COMPRESSION
			WITH 3-PIECE OIL RINGS
E-857-STD	22661-99A	pair	PISTONS, W/HASTINGS RINGS **STD** (2-CAM) BIG TWIN 1999-PRESENT
E-857-005	22174-99A	pair	PISTONS, W/HASTINGS RINGS **005 OVERSIZE** (2-CAM) BIG TWIN 1999-PRESENT
E-857-010	22179-99A	pair	PISTONS, W/HASTINGS RINGS **010 OVERSIZE** (2-CAM) BIG TWIN 1999-PRESENT
E-857-020	22147-99A	pair	PISTONS, W/HASTINGS RINGS **020 OVERSIZE** (2-CAM) BIG TWIN 1999-PRESENT
E-857-030		pair	PISTONS, W/HASTINGS RINGS **030 OVERSIZE** (2-CAM) BIG TWIN 1999-PRESENT
E-857-040		pair	PISTONS, W/HASTINGS RINGS **040 OVERSIZE** (2-CAM) BIG TWIN 1999-PRESENT

****CONTINUED NEXT PAGE****

****EASTERN MOTORCYCLE PARTS****

****PISTONS****

****WITH RINGS****

****SPORTSTER****

****MASTER LISTING****

<u>EASTERN NUMBER</u>	<u>REPLACES OEM</u>		<u>DESCRIPTION</u>
			SPORTSTER 900 C/C 9 TO 1, STD COMPRESSION
			WITH 3-PIECE OIL RINGS
E-815-STD	22251-57A	pair	PISTONS, <i>WITH IMPORT RINGS</i> , **STD** (3" BORE) SPORTSTER 1957-1971
E-815-010	22253-57A		PISTONS, <i>WITH IMPORT RINGS</i> , **010 OVERSIZE** (3" BORE) SPORTSTER 1957-1971
E-815-020	22254-57A		PISTONS, <i>WITH IMPORT RINGS</i> , **020 OVERSIZE** (3" BORE) SPORTSTER 1957-1971
E-815-030	22255-57A		PISTONS, <i>W/HASTINGS RINGS</i> , **030 OVERSIZE** (3" BORE) SPORTSTER 1957-1971
E-815-040	22256-57A		PISTONS, <i>W/HASTINGS RINGS</i> , **040 OVERSIZE** (3" BORE) SPORTSTER 1957-1971
E-815-050	22257-57A		PISTONS, <i>W/HASTINGS RINGS</i> , **050 OVERSIZE** (3" BORE) SPORTSTER 1957-1971
E-815-060	22258-57A		PISTONS, <i>WITH IMPORT RINGS</i> , **060 OVERSIZE** (3" BORE) SPORTSTER 1957-1971
E-815-070	22259-57A		PISTONS, <i>WITH IMPORT RINGS</i> , **070 OVERSIZE** (3" BORE) SPORTSTER 1957-1971
			SPORTSTER 1000 C/C 9 TO 1, STD COMPRESSION
			WITH 3-PIECE OIL RINGS
E-816-STD	22251-72A	pair	PISTONS, <i>WITH IMPORT RINGS</i> , **STD** (3-3/16" BORE) SPORTSTER 1972-1985
E-816-010	22253-72A	pair	PISTONS, <i>W/HASTINGS RING</i> **010 OVERSIZE** (3-3/16" BORE) SPORTSTER 1972-'85
E-816-020	22254-72A	pair	PISTONS, <i>W/HASTINGS RING</i> **020 OVERSIZE** (3-3/16" BORE) SPORTSTER 1972-'85
E-816-030	22255-72A	pair	PISTONS, <i>WITH IMPORT RINGS</i> , **030 OVERSIZE** (3-3/16" BORE) SPORT. 1972-1985
E-816-040	22256-73A	pair	PISTONS, <i>WITH IMPORT RINGS</i> , **040 OVERSIZE** (3-3/16" BORE) SPORT. 1972-1985
E-816-050	22257-73A	pair	PISTONS, <i>W/HASTINGS RING</i> **050 OVERSIZE** (3-3/16" BORE) SPORTSTER 1972-'85
E-816-060	22258-73A	pair	PISTONS, <i>WITH IMPORT RINGS</i> , **060 OVERSIZE** (3-3/16" BORE) SPORT. 1972-1985
E-816-070	22259-73A	pair	PISTONS, <i>WITH IMPORT RINGS</i> , **070 OVERSIZE** (3-3/16" BORE) SPORT. 1972-1985
			SPORTSTER 1000 C/C 8 TO 1, LOW COMPRESSION
			WITH 3-PIECE OIL RINGS
E-831-STD	22251-83A	pair	PISTONS, <i>WITH IMPORT RINGS</i> , **STD** (3-3/16" BORE) SPORTSTER 1972-1985
E-831-010	22253-83A	pair	PISTONS, <i>W/HASTINGS RING</i> **010 OVERSIZE** (3-3/16" BORE) SPORT. 1972-1985
E-831-020	22254-83A	pair	PISTONS, <i>W/HASTINGS RING</i> **020 OVERSIZE** (3-3/16" BORE) SPORT. 1972-1985
E-831-030	22255-83A	pair	PISTONS, <i>WITH IMPORT RINGS</i> , **030 OVERSIZE** (3-3/16" BORE) SPORT. 1972-1985
E-831-040	22256-83A	pair	PISTONS, <i>WITH IMPORT RINGS</i> , **040 OVERSIZE** (3-3/16" BORE) SPORT. 1972-1985
E-831-050	22257-83A	pair	PISTONS, <i>W/HASTINGS RING</i> **050 OVERSIZE** (3-3/16" BORE) SPORT. 1972-1985
E-831-060	22258-83A	pair	PISTONS, <i>WITH IMPORT RINGS</i> , **060 OVERSIZE** (3-3/16" BORE) SPORT. 1972-1985
E-831-070	22259-83A	pair	PISTONS, <i>WITH IMPORT RINGS</i> , **070 OVERSIZE** (3-3/16" BORE) SPORT. 1972-1985
			SPORTSTER, K-MODEL, 45", STD COMPRESSION
			WITH SINGLE PIECE OIL RINGS
E-827-STD	22251-52	pair	PISTONS, <i>W/HASTINGS RINGS</i> , **STD** (2-3/4" BORE) SPORTSTER 1952-1956
E-827-010	22253-52	pair	PISTONS, <i>W/HASTINGS RING</i> **010 OVERSIZE** (2-3/4" BORE) SPORTSTER 1952-1956
E-827-020	22254-52	pair	PISTONS, <i>W/HASTINGS RING</i> **020 OVERSIZE** (2-3/4" BORE) SPORTSTER 1952-1956
E-827-030	22255-52	pair	PISTONS, <i>W/HASTINGS RING</i> **030 OVERSIZE** (2-3/4" BORE) SPORTSTER 1952-1956
E-827-040	22256-52	pair	PISTONS, <i>W/HASTINGS RING</i> **040 OVERSIZE** (2-3/4" BORE) SPORTSTER 1952-1956
E-827-050	22257-52	pair	PISTONS, <i>W/HASTINGS RING</i> **050 OVERSIZE** (2-3/4" BORE) SPORTSTER 1952-1956
E-827-060	22258-52	pair	PISTONS, <i>W/HASTINGS RING</i> **060 OVERSIZE** (2-3/4" BORE) SPORTSTER 1952-1956
E-827-070	22259-52	pair	PISTONS, <i>W/HASTINGS RING</i> **070 OVERSIZE** (2-3/4" BORE) SPORTSTER 1952-1956
E-827-080		pair	PISTONS, <i>W/HASTINGS RING</i> **080 OVERSIZE** (2-3/4" BORE) SPORTSTER 1952-1956

****CONTINUED NEXT PAGE****

****EASTERN MOTORCYCLE PARTS****

****PISTONS****

****WITH RINGS****

****SPORTSTER/FORTY-FIVE****

****MASTER LISTING****

<u>EASTERN NUMBER</u>	<u>REPLACES OEM</u>		<u>DESCRIPTION</u>
			SPORTSTER, EVOLUTION 883 C/C 9 TO 1, STD COMPRESSION
			WITH 3-PIECE OIL RINGS
E-838-STD	22242-86	pair	PISTONS, W/HASTINGS RINGS **STD** (3" BORE) SPORTSTER 1986-2003
E-838-005	22201-86	pair	PISTONS, W/HASTINGS RINGS **.005 OVERSIZE** (3" BORE) SPORTSTER 1986-2003
E-838-010	22253-86	pair	PISTONS, W/HASTINGS RINGS **.010 OVERSIZE** (3" BORE) SPORTSTER 1986-2003
E-838-020	22254-86	pair	PISTONS, W/HASTINGS RINGS **.020 OVERSIZE** (3" BORE) SPORTSTER 1986-2003
E-838-030	22255-86	pair	PISTONS, W/HASTINGS RINGS **.030 OVERSIZE** (3" BORE) SPORTSTER 1986-2003
E-838-040	22256-86	pair	PISTONS, W/HASTINGS RINGS **.040 OVERSIZE** (3" BORE) SPORTSTER 1986-2003
			SPORTSTER, EVOLUTION 1100 C/C 9 TO 1, STD COMPRESSION
			WITH 3-PIECE OIL RINGS
E-839-STD	22243-86	pair	PISTONS, W/HASTINGS RINGS **STD** (3-5/16" BORE) SPORTSTER 1986-1987
E-839-005	22205-86	pair	PISTONS, W/HASTINGS RINGS **.005 OVERSIZE** (3-5/16" BORE) SPORT. 1986-1987
E-839-010	22216-86	pair	PISTONS, W/HASTINGS RINGS **.010 OVERSIZE** (3-5/16" BORE) SPORT. 1986-1987
E-839-020	22220-86	pair	PISTONS, W/HASTINGS RINGS **.020 OVERSIZE** (3-5/16" BORE) SPORT. 1986-1987
E-839-030	22225-86	pair	PISTONS, W/HASTINGS RINGS **.030 OVERSIZE** (3-5/16" BORE) SPORT. 1986-1987
E-839-040	22229-86	pair	PISTONS, W/HASTINGS RINGS **.040 OVERSIZE** (3-5/16" BORE) SPORT. 1986-1987
			SPORTSTER, EVOLUTION 1200 C/C 9 TO 1, STD COMPRESSION
			WITH 3-PIECE OIL RINGS
E-844-STD	22243-88	pair	PISTONS, WITH IMPORTED RINGS, **STD** (3-1/2" BORE) SPORTSTER 1988-2003
E-844-005	22205-88	pair	PISTONS, WITH IMPORTED RINGS, **.005 OVERSIZE** (3-1/2" BORE) SPORT. 1988-2003
E-844-010	22216-88	pair	PISTONS, WITH IMPORTED RINGS, **.010 OVERSIZE** (3-1/2" BORE) SPORT. 1988-2003
E-844-020	22220-88	pair	PISTONS, WITH IMPORTED RINGS, **.020 OVERSIZE** (3-1/2" BORE) SPORT. 1988-2003
E-844-030	22225-88	pair	PISTONS, WITH IMPORTED RINGS, **.030 OVERSIZE** (3-1/2" BORE) SPORT. 1988-2003
E-844-040			PISTONS, WITH IMPORTED RINGS, **.040 OVERSIZE** (3-1/2" BORE) SPORT. 1988-2003
			FORTY-FIVE, FLATHEAD 750 C/C 6 TO 1, STD COMPRESSION
			WITH SINGLE PIECE OIL RINGS
E-825-STD	22251-29A	pair	PISTONS, W/HASTINGS RINGS, **STD** (2-3/4" BORE) FORTY-FIVE 1929-1973
E-825-010	22253-29A	pair	PISTONS, W/HASTINGS RINGS **.010 OVERSIZE** (2-3/4") FORTY-FIVE 1929-1973
E-825-020	22254-29A	pair	PISTONS, W/HASTINGS RINGS **.020 OVERSIZE** (2-3/4") FORTY-FIVE 1929-1973
E-825-030	22255-29A	pair	PISTONS, W/HASTINGS RINGS **.030 OVERSIZE** (2-3/4") FORTY-FIVE 1929-1973
E-825-040	22256-29A	pair	PISTONS, W/HASTINGS RINGS **.040 OVERSIZE** (2-3/4") FORTY-FIVE 1929-1973
E-825-050	22257-29A	pair	PISTONS, W/HASTINGS RINGS **.050 OVERSIZE** (2-3/4") FORTY-FIVE 1929-1973
E-825-060	22258-29A	pair	PISTONS, W/HASTINGS RINGS **.060 OVERSIZE** (2-3/4") FORTY-FIVE 1929-1973
E-825-070	22259-29A	pair	PISTONS, W/HASTINGS RINGS **.070 OVERSIZE** (2-3/4") FORTY-FIVE 1929-1973
E-825-080		pair	PISTONS, W/HASTINGS RINGS **.080 OVERSIZE** (2-3/4") FORTY-FIVE 1929-1973
E-825-090		pair	PISTONS, WITH IMPORTED RINGS, **.090 OVERSIZE** (2-3/4") FORTY-FIVE 1929-1973

****CONTINUED NEXT PAGE****

****EASTERN MOTORCYCLE PARTS****

****PISTONS****

****WITH RINGS****

****BIG TWIN BIG BORE & STROKER****



EASTERN NUMBER

REPLACES OEM

DESCRIPTION

<u>EASTERN NUMBER</u>	<u>REPLACES OEM</u>	<u>DESCRIPTION</u>
		BIG BORE, 3-5/8" BORE, 4-1/2" STROKE
		WITH 3-PIECE OIL RINGS
E-840-STD	pair	PISTONS, <i>WITH IMPORT RINGS</i> , **STD** (3-5/8" BORE) BIG TWIN 1948-1984
E-840-010	pair	PISTONS, <i>WITH IMPORT RINGS</i> , **010 OVERSIZE** (3-5/8" BORE) BIG TWIN 1948-1984
E-840-020	pair	PISTONS, <i>WITH IMPORT RINGS</i> , **020 OVERSIZE** (3-5/8" BORE) BIG TWIN 1948-1984
E-840-030	pair	PISTONS, <i>WITH IMPORT RINGS</i> , **030 OVERSIZE** (3-5/8" BORE) BIG TWIN 1948-1984
E-840-040	pair	PISTONS, <i>WITH IMPORT RINGS</i> , **040 OVERSIZE** (3-5/8" BORE) BIG TWIN 1948-1984
E-840-050	pair	PISTONS, <i>WITH IMPORT RINGS</i> , **050 OVERSIZE** (3-5/8" BORE) BIG TWIN 1948-1984
E-840-060	pair	PISTONS, <i>WITH IMPORT RINGS</i> , **060 OVERSIZE** (3-5/8" BORE) BIG TWIN 1948-1984
E-840-070	pair	PISTONS, <i>WITH IMPORT RINGS</i> , **070 OVERSIZE** (3-5/8" BORE) BIG TWIN 1948-1984
E-840-080	pair	PISTONS, <i>WITH IMPORT RINGS</i> , **080 OVERSIZE** (3-5/8" BORE) BIG TWIN 1948-1984
		BIG TWIN 84" STROKER, 3-7/16" BORE, 4-1/2" STROKE
		WITH 3-PIECE OIL RINGS
E-848-STD	pair	PISTONS, <i>W/HASTINGS RINGS</i> , **STD** (3-7/16" BORE) BIG TWIN 1936-1977
E-848-010	pair	PISTONS, <i>W/HASTINGS RINGS</i> , **010 OVERSIZE** (3-7/16" BORE) BIG TWIN 1936-'77
E-848-020	pair	PISTONS, <i>W/HASTINGS RINGS</i> , **020 OVERSIZE** (3-7/16" BORE) BIG TWIN 1936-'77
E-848-030	pair	PISTONS, <i>W/HASTINGS RINGS</i> , **030 OVERSIZE** (3-7/16" BORE) BIG TWIN 1936-'77
E-848-040	pair	PISTONS, <i>W/HASTINGS RINGS</i> , **040 OVERSIZE** (3-7/16" BORE) BIG TWIN 1936-'77
E-848-050	pair	PISTONS, <i>W/HASTINGS RINGS</i> , **050 OVERSIZE** (3-7/16" BORE) BIG TWIN 1936-'77
E-848-060	pair	PISTONS, <i>W/HASTINGS RINGS</i> , **060 OVERSIZE** (3-7/16" BORE) BIG TWIN 1936-'77
E-848-070	pair	PISTONS, <i>W/HASTINGS RINGS</i> , **070 OVERSIZE** (3-7/16" BORE) BIG TWIN 1936-'77
		BIG TWIN 86" STROKER, 3-1/2" BORE, 4-1/2" STROKE
		WITH 3-PIECE OIL RINGS
E-849-STD	pair	PISTONS, <i>W/HASTINGS RINGS</i> , **STD** (3-1/2" BORE) BIG TWIN 1978-1984
E-849-010	pair	PISTONS, <i>W/HASTINGS RINGS</i> , **010 OVERSIZE** (3-1/2" BORE) BIG TWIN 1978-1984
E-849-020	pair	PISTONS, <i>W/HASTINGS RINGS</i> , **020 OVERSIZE** (3-1/2" BORE) BIG TWIN 1978-1984
E-849-030	pair	PISTONS, <i>W/HASTINGS RINGS</i> , **030 OVERSIZE** (3-1/2" BORE) BIG TWIN 1978-1984
E-849-040	pair	PISTONS, <i>W/HASTINGS RINGS</i> , **040 OVERSIZE** (3-1/2" BORE) BIG TWIN 1978-1984


****CONTINUED ON NEXT PAGE****

5120 HILDA ROAD* BLACKVILLE, S.C. 29817* 803-284-3304

****EASTERN MOTORCYCLE PARTS****

****PISTON RINGS****

****BIG TWIN-SPORTSTER****



****ALL EASTERNS PISTON RINGS ARE SOLD IN PAIRS****

<u>EASTERN NUMBER</u>	<u>REPLACES OEM</u>	<u>DESCRIPTION</u>
BIG TWIN 1200 C/C **CAST** **3-7/16" BORE**		
HASTINGS		
10-0300	22325-55B	PISTON RINGS, (STD) **3-PIECE OIL RING** BIG TWIN 1948-1980 **HASTINGS**
10-0301	22327-55B	PISTON RINGS, (.010) **3-PIECE OIL RING** BIG TWIN 1948-1980 **HASTINGS**
10-0302	22328-55B	PISTON RINGS, (.020) **3-PIECE OIL RING** BIG TWIN 1948-1980 **HASTINGS**
10-0303	22329-55B	PISTON RINGS, (.030) **3-PIECE OIL RING** BIG TWIN 1948-1980 **HASTINGS**
10-0304	22330-55B	PISTON RINGS, (.040) **3-PIECE OIL RING** BIG TWIN 1948-1980 **HASTINGS**
10-0305	22331-55B	PISTON RINGS, (.050) **3-PIECE OIL RING** BIG TWIN 1948-1980 **HASTINGS**
10-0306	22334-78B	PISTON RINGS, (.060) **3-PIECE OIL RING** BIG TWIN 1948-1980 **HASTINGS**
10-0307	22335-78B	PISTON RINGS, (.070) **3-PIECE OIL RING** BIG TWIN 1948-1980 **HASTINGS**
BIG TWIN 1200 C/C **MOLY** **3-7/16" BORE**		
HASTINGS		
10-0310	22325-55B	PISTON RINGS, (STD) **3-PIECE OIL RING** BIG TWIN 1948-1980 **HASTINGS**
10-0311	22327-55B	PISTON RINGS, (.010) **3-PIECE OIL RING** BIG TWIN 1948-1980 **HASTINGS**
10-0312	22328-55B	PISTON RINGS, (.020) **3-PIECE OIL RING** BIG TWIN 1948-1980 **HASTINGS**
10-0313	22329-55B	PISTON RINGS, (.030) **3-PIECE OIL RING** BIG TWIN 1948-1980 **HASTINGS**
10-0314	22330-55B	PISTON RINGS, (.040) **3-PIECE OIL RING** BIG TWIN 1948-1980 **HASTINGS**
10-0315	22331-55B	PISTON RINGS, (.050) **3-PIECE OIL RING** BIG TWIN 1948-1980 **HASTINGS**
10-0316	22334-78B	PISTON RINGS, (.060) **3-PIECE OIL RING** BIG TWIN 1948-1980 **HASTINGS**
10-0317	22335-78B	PISTON RINGS, (.070) **3-PIECE OIL RING** BIG TWIN 1948-1980 **HASTINGS**
BIG TWIN 1340 C/C **CAST** **3-1/2" BORE**		
HASTINGS		
10-0330	22334-78A	PISTON RINGS, (STD) **3-PIECE OIL RING** BIG TWIN 1978-1983 **HASTINGS**
10-0331	22335-78A	PISTON RINGS, (.010) **3-PIECE OIL RING** BIG TWIN 1978-1983 **HASTINGS**
10-0332	22336-78A	PISTON RINGS, (.020) **3-PIECE OIL RING** BIG TWIN 1978-1983 **HASTINGS**
10-0333	22337-78A	PISTON RINGS, (.030) **3-PIECE OIL RING** BIG TWIN 1978-1983 **HASTINGS**
10-0334	22338-78A	PISTON RINGS, (.040) **3-PIECE OIL RING** BIG TWIN 1978-1983 **HASTINGS**

****EASTERN MOTORCYCLE PARTS****

****PISTON RINGS****

****BIG TWIN****

****MASTER LISTING****

<u>EASTERN NUMBER</u>	<u>REPLACES OEM</u>	<u>DESCRIPTION</u>
		BIG TWIN 1340 C/C *CAST* **3-1/2" BORE** **IMPORTED**
H-6127-STD	22334-78A	**DISCONTINUED** USE HASTINGS RINGS, PART #10-0330
H-6127-010	22335-78A	**DISCONTINUED** USE HASTINGS RINGS, PART #10-0331
H-6127-020	22336-78A	**DISCONTINUED** USE HASTINGS RINGS, PART #10-0332
H-6127-030	22337-78A	PISTON RINGS, (.030) **3-PIECE OIL RING** BIG TWIN 1978-1984 **IMPORTED**
H-6127-040	22338-78A	**DISCONTINUED** USE HASTINGS RINGS, PART #10-0334
H-6127-050	22339-78A	PISTON RINGS, (.050) **3-PIECE OIL RING** BIG TWIN 1978-1984 **IMPORTED**
		BIG TWIN 61" O/V & 74" FLATHEAD *CAST* **3-5/16" BORE** (THICK COMPRESSION)
H-7024-STD	22325-36	PISTON RINGS, (STD) **3-PIECE OIL RING** BIG TWIN 1936-1947 **HASTINGS**
H-7024-010	22327-36	PISTON RINGS, (.010) **3-PIECE OIL RING** BIG TWIN 1936-1947 **HASTINGS**
H-7024-020	22328-36	PISTON RINGS, (.020) **3-PIECE OIL RING** BIG TWIN 1936-1947 **HASTINGS**
H-7024-030	22329-36	PISTON RINGS, (.030) **3-PIECE OIL RING** BIG TWIN 1936-1947 **HASTINGS**
H-7024-040	22330-36	PISTON RINGS, (.040) **3-PIECE OIL RING** BIG TWIN 1936-1947 **HASTINGS**
H-7024-050	22331-36	PISTON RINGS, (.050) **3-PIECE OIL RING** BIG TWIN 1936-1947 **HASTINGS**
H-7024-060	22332-36	PISTON RINGS, (.060) **3-PIECE OIL RING** BIG TWIN 1936-1947 **HASTINGS**
H-7024-070	22333-36	PISTON RINGS, (.070) **3-PIECE OIL RING** BIG TWIN 1936-1947 **HASTINGS**
H-7024-080		PISTON RINGS, (.080) **3-PIECE OIL RING** BIG TWIN 1936-1947 **IMPORTED**
H-7024-100		PISTON RINGS, (.100) **3-PIECE OIL RING** BIG TWIN 1936-1947 **IMPORTED**
		BIG TWIN 61" O/V & 74" FLATHEAD *CAST* **3-5/16" BORE**
H-4250-STD	22325-48	PISTON RINGS, (STD) **1-PIECE OIL RING** BIG TWIN 1948-1952, FLATHEAD 1937-1948
H-4250-010	22327-48	PISTON RINGS, (.010) **1-PIECE OIL RING** BIG TWIN 1948-1952, FLATHEAD 1937-1948
H-4250-020	22328-48	PISTON RINGS, (.020) **1-PIECE OIL RING** BIG TWIN 1948-1952, FLATHEAD 1937-1948
H-4250-030	22329-48	PISTON RINGS, (.030) **1-PIECE OIL RING** BIG TWIN 1948-1952, FLATHEAD 1937-1948
H-4250-040	22330-48	PISTON RINGS, (.040) **1-PIECE OIL RING** BIG TWIN 1948-1952, FLATHEAD 1937-1948
H-4250-050	22331-48	PISTON RINGS, (.050) **1-PIECE OIL RING** BIG TWIN 1948-1952, FLATHEAD 1937-1948
H-4250-060	22332-48	PISTON RINGS, (.060) **1-PIECE OIL RING** BIG TWIN 1948-1952, FLATHEAD 1937-1948
H-4250-070	22333-48	PISTON RINGS, (.070) **1-PIECE OIL RING** BIG TWIN 1948-1952, FLATHEAD 1937-1948
H-4250-080		PISTON RINGS, (.080) **1-PIECE OIL RING** BIG TWIN 1948-1952, FLATHEAD 1937-1948
H-4250-090		PISTON RINGS, (.090) **1-PIECE OIL RING** BIG TWIN 1948-1952, FLATHEAD 1937-1948
		BIG TWIN 74" O/V & 80" FLATHEAD *CAST* **3-7/16" BORE** **HASTINGS**
H-4275-STD	22355-41	PISTON RINGS, (STD) **1-PIECE OIL RING** BIG TWIN 1941-1977, FLATHEAD 1937-1941
H-4275-010	22357-41	PISTON RINGS, (.010) **1-PIECE OIL RING** BIG TWIN 1941-1977, FLATHEAD 1937-1941
H-4275-020	22358-41	PISTON RINGS, (.020) **1-PIECE OIL RING** BIG TWIN 1941-1977, FLATHEAD 1937-1941
H-4275-030	22359-41	PISTON RINGS, (.030) **1-PIECE OIL RING** BIG TWIN 1941-1977, FLATHEAD 1937-1941
H-4275-040	22360-41	PISTON RINGS, (.040) **1-PIECE OIL RING** BIG TWIN 1941-1977, FLATHEAD 1937-1941
H-4275-050	22361-41	PISTON RINGS, (.050) **1-PIECE OIL RING** BIG TWIN 1941-1977, FLATHEAD 1937-1941
H-4275-060	22362-41	PISTON RINGS, (.060) **1-PIECE OIL RING** BIG TWIN 1941-1977, FLATHEAD 1937-1941
H-4275-070	22363-41	PISTON RINGS, (.070) **1-PIECE OIL RING** BIG TWIN 1941-1977, FLATHEAD 1937-1941
H-4275-080	22364-41	PISTON RINGS, (.080) **1-PIECE OIL RING** BIG TWIN 1941-1977, FLATHEAD 1937-1941
H-4275-090	22365-41	PISTON RINGS, (.090) **1-PIECE OIL RING** BIG TWIN 1941-1977, FLATHEAD 1937-1941

****EASTERN MOTORCYCLE PARTS****

****PISTON RINGS****

****SPORTSTER****

****MASTER LISTING****

<u>EASTERN NUMBER</u>	<u>REPLACES OEM</u>	<u>DESCRIPTION</u>
SPORTSTER 900 C/C **CAST** **3" BORE**		
IMPORTED		
H-6457-STD	22355-57A	PISTON RINGS, (STD) **3-PIECE OIL RING** SPORTSTER 1957-1971, **IMPORTED**
H-6457-010	22357-57A	PISTON RINGS, (.010) **3-PIECE OIL RING** SPORTSTER 1957-1971, **IMPORTED**
H-6457-020	22358-57A	PISTON RINGS, (.020) **3-PIECE OIL RING** SPORTSTER 1957-1971, **IMPORTED**
H-6457-030	22359-57A	PISTON RINGS, (.030) **3-PIECE OIL RING** SPORTSTER 1957-1971, **IMPORTED**
H-6457-040	22360-57A	PISTON RINGS, (.040) **3-PIECE OIL RING** SPORTSTER 1957-1971, **IMPORTED**
H-6457-050	22361-57A	**DISCONTINUED** USE HASTINGS RINGS, PART #10-0605
H-6457-060	22362-57A	PISTON RINGS, (.060) **3-PIECE OIL RING** SPORTSTER 1957-1971, **IMPORTED**
H-6457-070	22363-57A	PISTON RINGS, (.070) **3-PIECE OIL RING** SPORTSTER 1957-1971, **IMPORTED**
SPORTSTER 900 C/C **CAST** **3" BORE**		
HASTINGS		
10-0600	22355-57A	PISTON RINGS, (STD) **3-PIECE OIL RING** SPORTSTER 1957-1971 **HASTINGS**
10-0601	22357-57A	PISTON RINGS, (.010) **3-PIECE OIL RING** SPORTSTER 1957-1971 **HASTINGS**
10-0602	22358-57A	PISTON RINGS, (.020) **3-PIECE OIL RING** SPORTSTER 1957-1971 **HASTINGS**
10-0603	22359-57A	PISTON RINGS, (.030) **3-PIECE OIL RING** SPORTSTER 1957-1971 **HASTINGS**
10-0604	22360-57A	PISTON RINGS, (.040) **3-PIECE OIL RING** SPORTSTER 1957-1971 **HASTINGS**
10-0605	22361-57A	PISTON RINGS, (.050) **3-PIECE OIL RING** SPORTSTER 1957-1971 **HASTINGS**
10-0606	22362-57A	PISTON RINGS, (.060) **3-PIECE OIL RING** SPORTSTER 1957-1971 **HASTINGS**
10-0607	22363-57A	PISTON RINGS, (.070) **3-PIECE OIL RING** SPORTSTER 1957-1971 **HASTINGS**
SPORTSTER 1000 C/C **CAST** **3-3/16" BORE**		
IMPORTED		
H-7003-STD	22355-72A	PISTON RINGS, (STD) **3-PIECE OIL RING** SPORTSTER 1972-1985, **IMPORTED**
H-7003-010	22357-72A	PISTON RINGS, (.010) **DISCONTINUED** USE HASTINGS RINGS, PART #10-0631
H-7003-020	22358-72A	PISTON RINGS, (.020) **DISCONTINUED** USE HASTINGS RINGS, PART #10-0632
H-7003-030	22359-72A	PISTON RINGS, (.030) **3-PIECE OIL RING** SPORTSTER 1972-1985, **IMPORTED**
H-7003-040	22360-72A	PISTON RINGS, (.040) **3-PIECE OIL RING** SPORTSTER 1972-1985, **IMPORTED**
H-7003-050	22361-72A	PISTON RINGS, (.050) **DISCONTINUED** USE HASTINGS RINGS, PART #10-0635
H-7003-060	22362-72A	PISTON RINGS, (.060) **3-PIECE OIL RING** SPORTSTER 1972-1985, **IMPORTED**
H-7003-070	22363-72A	PISTON RINGS, (.070) **3-PIECE OIL RING** SPORTSTER 1972-1985, **IMPORTED**
SPORTSTER 1000 C/C **CAST** **3-3/16" BORE**		
HASTINGS		
10-0630	22355-72A	PISTON RINGS, (STD) **3-PIECE OIL RING** SPORTSTER 1972-1985 **HASTINGS**
10-0631	22357-72A	PISTON RINGS, (.010) **3-PIECE OIL RING** SPORTSTER 1972-1985 **HASTINGS**
10-0632	22358-72A	PISTON RINGS, (.020) **3-PIECE OIL RING** SPORTSTER 1972-1985 **HASTINGS**
10-0633	22359-72A	PISTON RINGS, (.030) **3-PIECE OIL RING** SPORTSTER 1972-1985 **HASTINGS**
10-0634	22360-72A	PISTON RINGS, (.040) **3-PIECE OIL RING** SPORTSTER 1972-1985 **HASTINGS**
10-0635	22361-72A	PISTON RINGS, (.050) **3-PIECE OIL RING** SPORTSTER 1972-1985 **HASTINGS**
10-0636	22362-72A	PISTON RINGS, (.060) **3-PIECE OIL RING** SPORTSTER 1972-1985 **HASTINGS**
10-0637	22363-72A	PISTON RINGS, (.070) **3-PIECE OIL RING** SPORTSTER 1972-1985 **HASTINGS**

****CONTINUED NEXT PAGE**

5120 HILDA ROAD* BLACKVILLE, S.C. 29817* 803-284-3304

Pg 195

****EASTERN MOTORCYCLE PARTS****

****PISTON RINGS****

****BIG TWIN-SPORTSTER****

****EVOLUTION****

****MASTER LISTING****

<u>EASTERN NUMBER</u>	<u>REPLACES OEM</u>	<u>DESCRIPTION</u>
BIG TWIN / SPORTSTER, EVOLUTION 1200/1340 C/C **CAST**		
IMPORTED		
H-6164-STD	21920-83	PISTON RINGS, (STD) **3-PIECE OIL RING** BIG TWIN 1984-1999, SPORTSTER 1986-'03
H-6164-005	21921-83	PISTON RINGS, (.005) **3-PIECE OIL RING** BIG TWIN 1984-1999, SPORTSTER 1986-'03
H-6164-010	21922-83	PISTON RINGS, (.010) **3-PIECE OIL RING** BIG TWIN 1984-1999, SPORTSTER 1986-'03
H-6164-020	21923-83	PISTON RINGS, (.020) **3-PIECE OIL RING** BIG TWIN 1984-1999, SPORTSTER 1986-'03
H-6164-030	21924-83	PISTON RINGS, (.030) **3-PIECE OIL RING** BIG TWIN 1984-1999, SPORTSTER 1986-'03
H-6164-040	21925-83	PISTON RINGS, (.040) **3-PIECE OIL RING** BIG TWIN 1984-1999, SPORTSTER 1986-'03
BIG TWIN / SPORTSTER, EVOLUTION 1200/1340 C/C **MOLY**		
HASTINGS		
H-6195-STD	21920-83	PISTON RINGS, (STD) **3-PIECE OIL RING** BIG TWIN 1984-1999, SPORTSTER 1986-'03
H-6195-005	21921-83	PISTON RINGS, (.005) **3-PIECE OIL RING** BIG TWIN 1984-1999, SPORTSTER 1986-'03
H-6195-010	21922-83	PISTON RINGS, (.010) **3-PIECE OIL RING** BIG TWIN 1984-1999, SPORTSTER 1986-'03
H-6195-020	21923-83	PISTON RINGS, (.020) **3-PIECE OIL RING** BIG TWIN 1984-1999, SPORTSTER 1986-'03
H-6195-030	21924-83	PISTON RINGS, (.030) **3-PIECE OIL RING** BIG TWIN 1984-1999, SPORTSTER 1986-'03
H-6195-040	21925-83	PISTON RINGS, (.040) **3-PIECE OIL RING** BIG TWIN 1984-1999, SPORTSTER 1986-'03
SPORTSTER, EVOLUTION 883 C/C **MOLY**		
HASTINGS		
H-6198-STD	22266-86	PISTON RINGS, (STD) **3-PIECE OIL RING** SPORTSTER 1986-PRES. **HASTINGS**
H-6198-005	22271-86	PISTON RINGS, (.005) **3-PIECE OIL RING** SPORTSTER 1986-PRES. **HASTINGS**
H-6198-010	22261-86	PISTON RINGS, (.010) **3-PIECE OIL RING** SPORTSTER 1986-PRES. **HASTINGS**
H-6198-020	22262-86	PISTON RINGS, (.020) **3-PIECE OIL RING** SPORTSTER 1986-PRES. **HASTINGS**
H-6198-030	22263-86	PISTON RINGS, (.030) **3-PIECE OIL RING** SPORTSTER 1986-PRES. **HASTINGS**
H-6198-040	22264-86	PISTON RINGS, (.040) **3-PIECE OIL RING** SPORTSTER 1986-PRES. **HASTINGS**
SPORTSTER, EVOLUTION 1100 C/C **MOLY**		
HASTINGS		
H-6199-STD	22267-86	PISTON RINGS, (STD) **3-PIECE OIL RING** SPORTSTER 1986-1988 **HASTINGS**
H-6199-005	22272-86	PISTON RINGS, (.005) **3-PIECE OIL RING** SPORTSTER 1986-1988 **HASTINGS**
H-6199-010	22273-86	PISTON RINGS, (.010) **3-PIECE OIL RING** SPORTSTER 1986-1988 **HASTINGS**
H-6199-020	22275-86	PISTON RINGS, (.020) **3-PIECE OIL RING** SPORTSTER 1986-1988 **HASTINGS**
H-6199-030	22276-86	PISTON RINGS, (.030) **3-PIECE OIL RING** SPORTSTER 1986-1988 **HASTINGS**
H-6199-040	22279-86	PISTON RINGS, (.040) **3-PIECE OIL RING** SPORTSTER 1986-1988 **HASTINGS**

****CONTINUED ON NEXT PAGE****

5120 HILDA ROAD* BLACKVILLE, S.C. 29817* 803-284-3304

Pg 196

****EASTERN MOTORCYCLE PARTS****

****PISTON RINGS****

****BIG TWIN-SPORTSTER****

****2-CAM****

****MASTER LISTING****

<u>EASTERN NUMBER</u>	<u>REPLACES OEM</u>	<u>DESCRIPTION</u>
		BIG TWIN, 2-CAM 1450 C/C **MOLY**
		HASTINGS
10-0360	21936-99	PISTON RING SET **STD** (1450C/C) **MOLY** BIG TWIN 1999-PRESENT **HASTINGS**
10-0361	21937-99	PISTON RING SET **005** (1450C/C) **MOLY** BIG TWIN 1999-PRESENT **HASTINGS**
10-0362	21938-99	PISTON RING SET **010** (1450C/C) **MOLY** BIG TWIN 1999-PRESENT **HASTINGS**
10-0363	21916-99	PISTON RING SET **020** (1450C/C) **MOLY** BIG TWIN 1999-PRESENT **HASTINGS**
10-0364		PISTON RING SET **030** (1450C/C) **MOLY** BIG TWIN 1999-PRESENT **HASTINGS**
10-0365		PISTON RING SET **040** (1450C/C) **MOLY** BIG TWIN 1999-PRESENT **HASTINGS**
10-0366		PISTON RING SET **050** (1450C/C) **MOLY** BIG TWIN 1999-PRESENT **HASTINGS**
10-0367		PISTON RING SET **060** (1450C/C) **MOLY** BIG TWIN 1999-PRESENT **HASTINGS**
10-0368		PISTON RING SET **070** (1450C/C) **MOLY** BIG TWIN 1999-PRESENT **HASTINGS**
		BIG TWIN, 2-CAM 1550 C/C **MOLY**
		HASTINGS
10-0400	21918-99	PISTON RING SET **STD** (1550C/C) **MOLY** BIG TWIN 1999-PRESENT **HASTINGS**
10-0401	21919-99	PISTON RING SET **005** (1550C/C) **MOLY** BIG TWIN 1999-PRESENT **HASTINGS**
10-0402	21945-99	PISTON RING SET **010** (1550C/C) **MOLY** BIG TWIN 1999-PRESENT **HASTINGS**
10-0403	21946-99	PISTON RING SET **020** (1550C/C) **MOLY** BIG TWIN 1999-PRESENT **HASTINGS**
10-0404	21947-99	PISTON RING SET **030** (1550C/C) **MOLY** BIG TWIN 1999-PRESENT **HASTINGS**
10-0405		PISTON RING SET **040** (1550C/C) **MOLY** BIG TWIN 1999-PRESENT **HASTINGS**


****CONTINUED NEXT PAGE**

****EASTERN MOTORCYCLE PARTS****

****PISTON RINGS****

****BIG TWIN BIG BORE****

****FORTY-FIVE & K-MODEL****



****ALL EASTERNS PISTON RINGS ARE SOLD IN PAIRS****

<u>EASTERN NUMBER</u>	<u>REPLACES OEM</u>	<u>DESCRIPTION</u>
BIG TWIN, BIG BORE **3-5/8" BORE **CAST**		
IMPORTED		
H-7030-STD		PISTON RINGS, (STD) **3-PIECE OIL RING** BIG TWIN 1948-1984 **IMPORTED**
H-7030-010		PISTON RINGS, (.010) **3-PIECE OIL RING** BIG TWIN 1948-1984 **IMPORTED**
H-7030-020		PISTON RINGS, (.020) **3-PIECE OIL RING** BIG TWIN 1948-1984 **IMPORTED**
H-7030-030		PISTON RINGS, (.030) **3-PIECE OIL RING** BIG TWIN 1948-1984 **IMPORTED**
H-7030-040		PISTON RINGS, (.040) **3-PIECE OIL RING** BIG TWIN 1948-1984 **IMPORTED**
H-7030-050		PISTON RINGS, (.050) **3-PIECE OIL RING** BIG TWIN 1948-1984 **IMPORTED**
H-7030-060		PISTON RINGS, (.060) **3-PIECE OIL RING** BIG TWIN 1948-1984 **IMPORTED**
H-7030-070		PISTON RINGS, (.070) **3-PIECE OIL RING** BIG TWIN 1948-1984 **IMPORTED**
H-7030-080		PISTON RINGS, (.080) **3-PIECE OIL RING** BIG TWIN 1948-1984 **IMPORTED**
FORTY-FIVE **2.745" BORE** **CAST**		
HASTINGS		
H-4244-STD	22355-38	PISTON RINGS, (STD) **1-PIECE OIL RING** FORTY-FIVE 1937-1952 **HASTINGS**
H-4244-010	22357-38	PISTON RINGS, (.010) **1-PIECE OIL RING** FORTY-FIVE 1937-1952 **HASTINGS**
H-4244-020	22358-38	PISTON RINGS, (.020) **1-PIECE OIL RING** FORTY-FIVE 1937-1952 **HASTINGS**
H-4244-030	22359-38	PISTON RINGS, (.030) **1-PIECE OIL RING** FORTY-FIVE 1937-1952 **HASTINGS**
H-4244-040	22360-38	PISTON RINGS, (.040) **1-PIECE OIL RING** FORTY-FIVE 1937-1952 **HASTINGS**
H-4244-050	22361-38	PISTON RINGS, (.050) **1-PIECE OIL RING** FORTY-FIVE 1937-1952 **HASTINGS**
H-4244-060	22362-38	PISTON RINGS, (.060) **1-PIECE OIL RING** FORTY-FIVE 1937-1952 **HASTINGS**
H-4244-070	22363-38	PISTON RINGS, (.070) **1-PIECE OIL RING** FORTY-FIVE 1937-1952 **HASTINGS**
H-4244-080		PISTON RINGS, (.080) **1-PIECE OIL RING** FORTY-FIVE 1937-1952 **HASTINGS**
H-4244-090		PISTON RINGS, (.090) **1-PIECE OIL RING** FORTY-FIVE 1937-1952 **HASTINGS**

****TRANSMISSION****

- * CLUTCH LINE DRAWINGS
- * CLUTCH HUB & RELATED PARTS
- * CLUTCH PLATES (STEEL & FRICTION)
- * CLUTCH PUSH RODS, ENDS & KITS
- * COUNTERSHAFT DRAWINGS
- * FOOT SHIFT
- * HAND SHIFT
- * KICK STARTERS
- * MAINSHAFT DRAWINGS
- * RATCHET TOP
- * ROTOR TOP
- * SHIFTERS AND SHIFTER LINKAGE
- * SHIFTER FORKS AND SHAFTS
- * SHIFTER LEVERS, RODS & RELATED PARTS
- * SPROCKETS: MOTOR AND COUNTERSHAFT
- * TRANSMISSION HOUSING

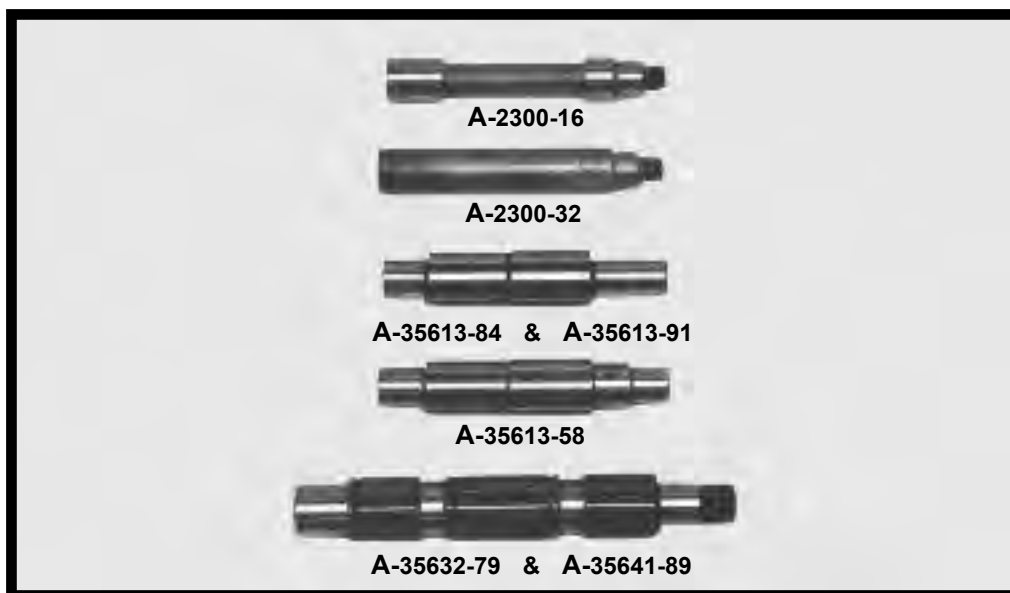


****EASTERN MOTORCYCLE PARTS****

****MAINSHAFTS & COUNTERSHAFTS****

****MANUFACTURED BY EASTERN****

****BIG TWIN/SPORTSTER****



****CONTINUED ON NEXT PAGE****


****EASTERN MOTORCYCLE PARTS****

****MAINSHAFTS & COUNTERSHAFTS****

****MANUFACTURED BY EASTERN****

****BIG TWIN/SPORTSTER****

<u>EASTERN NUMBER</u>	<u>REPLACES OEM</u>		<u>DESCRIPTION</u>
A-364-29	* 364-29	pk-5	NUT, MAINSHAFT, *11/16-18 THREAD** FORTY-FIVE 1933-1940
A-2272-15	2272-15	each	MAINSHAFT, (9.160 LONG) **F, FD, J & JD MODELS** BIG TWIN 1915-1918
A-2272-19	2272-19	each	MAINSHAFT, (10.070 LONG) **F, FD, J & JD MODELS** BIG TWIN 1919-1924
A-2272-25	2272-25	each	MAINSHAFT, (10.535 LONG) **J & JD MODELS** BIG TWIN 1925-1929
A-2272-31	2272-31	each	MAINSHAFT, (10.655 LONG) **V, VL, VLD & VLH MODELS** BIG TWIN 1931-1936
A-2272-33	* 2272-33	each	MAINSHAFT, (6.750 LONG) FORTY-FIVE 1933-1940 **EASTERNS**
A-2300-16	2300-16	each	COUNTERSHAFT, **J, JD, V & VL MODELS** BIG TWIN 1916-1931
A-2300-32	2300-32	each	COUNTERSHAFT, **V, VL & VLH MODELS** BIG TWIN 1932-1936
A-35036-84A	35036-84A	each	MAINSHAFT, **4-SPEED** SPORTSTER L/1984-1990 **EASTERNS**
A-35039-65	35039-65	each	MAINSHAFT, **4-SPEED** BIG TWIN 1965-1969
A-35039-70B	35039-70B	each	MAINSHAFT, CHAIN DRIVE, **4-SPEED** BIG TWIN 1970-1984
A-35039-85	35039-85	each	MAINSHAFT, BELT DRIVE, **4-SPEED** BIG TWIN L/1984-1986
A-35040-50	35040-50	each	MAINSHAFT, **4-SPEED** BIG TWIN 1941-1964
A-35042-79	35042-79	each	MAINSHAFT, CHAIN DRIVE, **5-SPEED** BIG TWIN 1979-1984
A-35042-85	35042-85	each	MAINSHAFT, BELT DRIVE, **5-SPEED** BIG TWIN 1985-1989
A-35042-90	35042-90	each	MAINSHAFT, BELT DRIVE, **5-SPEED** BIG TWIN 1990-ONLY
A-35042-91	35042-91	each	MAINSHAFT, BELT DRIVE, **5-SPEED** BIG TWIN 1991-2006
A-35043-41	35043-41	each	MAINSHAFT, **45" TRANSMISSION** FORTY-FIVE 1941-1973 **EASTERNS**
A-35046-71A	35046-71A	each	MAINSHAFT, **4-SPEED** SPORTSTER 1971-E/1984
A-35613-52	35613-52	each	COUNTERSHAFT, **K-MODEL** SPORTSTER 1952-1953
A-35613-58	35613-58	each	COUNTERSHAFT, **4-SPEED** SPORTSTER 1958-E/1984
A-35613-84	35613-84	each	COUNTERSHAFT, **OLD STYLE** SPORTSTER L/1984-1990
A-35613-KIT		each	COUNTERSHAFT KIT, (WITH SPACERS) **NEW STYLE** SPORTSTER L/1984-1990 KIT INCLUDES: (1ea) 35613-91, 35860-92, 35861-92, 35862-92, 35863-92, 35864-92, 35865-92, 35866-92, 35867-92, 35868-92, 35869-92, 35870-92, 35871-92
A-35613-91	35613-91	each	COUNTERSHAFT, **NEW STYLE** SPORTSTER L/1984-1990
A-35614-65	35614-65	each	COUNTERSHAFT, BIG TWIN 1937-1976 **EASTERNS**
A-35614-76	35614-76	each	COUNTERSHAFT, BIG TWIN L/1976-1979 **EASTERNS**
A-35614-80	35614-80	each	COUNTERSHAFT, BIG TWIN 1980-1984 **EASTERNS**
A-35632-79	35632-79	each	COUNTERSHAFT, BIG TWIN 1980-2006
A-35640-89	35640-89	each	MAINSHAFT, **5-SPEED** SPORTSTER 1991-PRESENT
A-35641-89	35641-89	each	COUNTERSHAFT, **5-SPEED** SPORTSTER 1991-PRES.



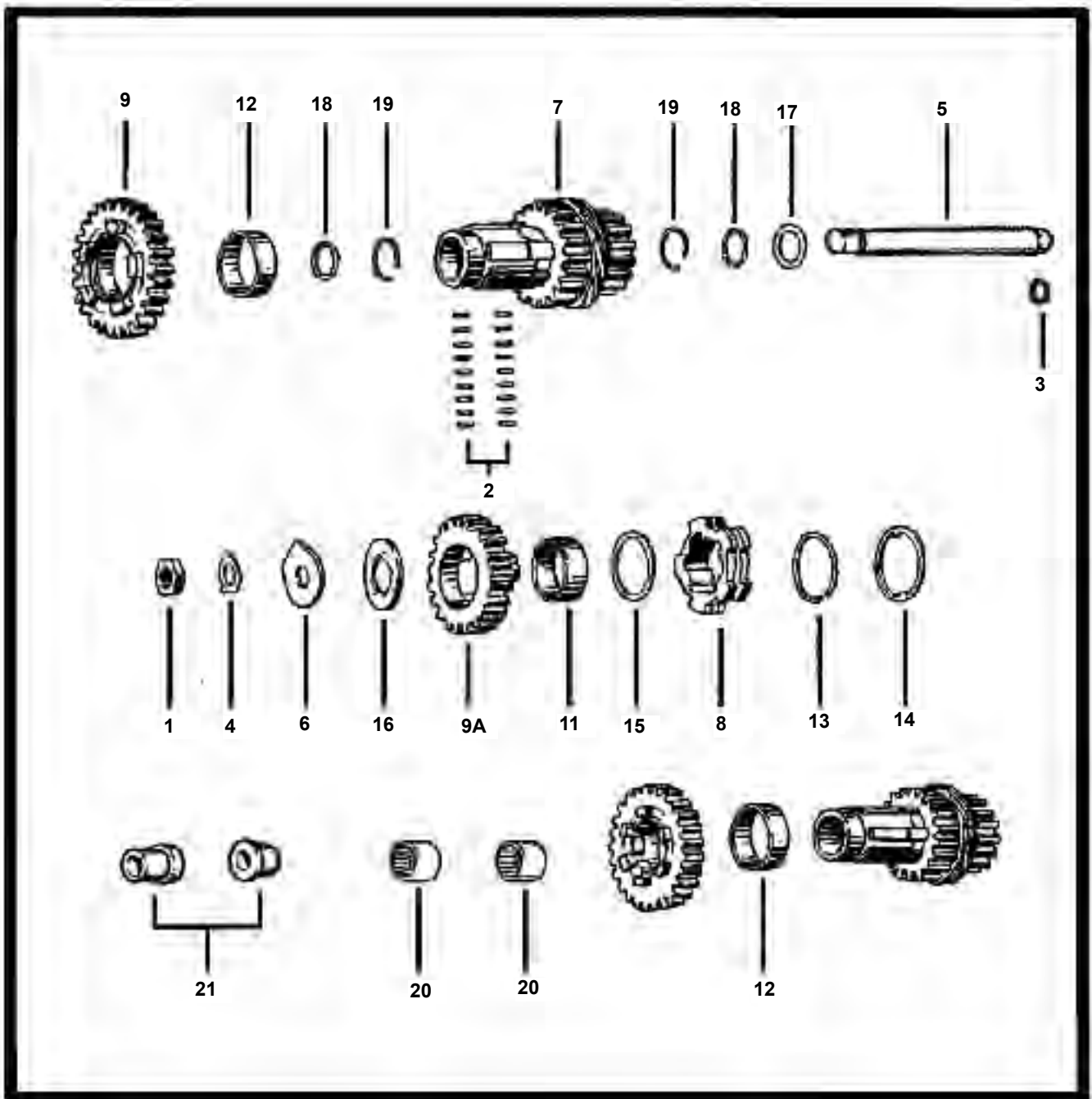
A-2272-33

EASTERN MOTORCYCLE PARTS

TRANSMISSION-COUNTERSHAFT

4-SPEED

BIG TWIN 1936-1984



CONTINUED ON NEXT PAGE

****EASTERN MOTORCYCLE PARTS****

****TRANSMISSION-COUNTERSHAFT****

****4-SPEED****

****BIG TWIN 1936-1984****

<u>DIAGRAM NUMBER</u>	<u>EASTERN NUMBER</u>	<u>REPLACES OEM</u>	<u>DESCRIPTION</u>
1	A-7911	7911	pk-5 NUT, KICK STARTER C/S 1/2 X 20 THREAD, BIG TWIN 1936-1979
2	A-9084-88	9084	set-88 ROLLERS, (STD.) M/S & C/S, BIG TWIN 1937-1977
	A-9085-88	9085	set-88 ROLLERS, (+.0004) M/S & C/S, BIG TWIN 1937-1977
	A-9086-88	9086	set-88 ROLLERS, (+.0008) M/S & C/S, BIG TWIN 1937-1977
	A-9087-88		set-88 ROLLERS, (+.001) M/S & C/S, BIG TWIN 1937-1977
3	A-11115	11115	pk-10 O-RING, COUNTERSHAFT, BIG TWIN 1965-1984
4	A-33082-16	33082-16	pk-10 LOCK TAB, C/S & STARTER CRANK, BIG TWIN 1936-1979
5	A-35614-65	35614-65	each COUNTERSHAFT, BIG TWIN 1937-1976 **EASTERNS**
	A-35614-76	35614-76	each COUNTERSHAFT, BIG TWIN 1976-1979 **EASTERNS**
	A-35614-80	35614-80	each COUNTERSHAFT, BIG TWIN 1980-1984 **EASTERNS**
6	A-35630-36	35630-36	pk-5 END PLATE, COUNTERSHAFT, BIG TWIN 1937-1979
7	W-14-236	35699-76	each GEAR, COUNTERSHAFT CLUSTER, 15X17T, BIG TWIN L/1976-1984
	74-0728	35700-36	each GEAR, C/S CLUSTER, 15X17T, BIG TWIN 1936-E/1976 **ANDREWS**
	W-14-235	35700-69	each GEAR, COUNTERSHAFT CLUSTER, 15X17T, BIG TWIN 1936-E/1976
	74-0730	35700-76	each GEAR, C/S CLUSTER, 15X17T, BIG TWIN L/1976-1984 **ANDREWS**
8	W-14-226	35665-36	each SHIFTER CLUTCH, 1ST & 2ND (C/S), BIG TWIN 1940-1984
	74-0775	35665-36	each SHIFTER CLUTCH, 1ST & 2ND, BIG TWIN 1937-1984 **ANDREWS**
9	W-14-229	35751-36	each GEAR, 2ND (21T), COUNTERSHAFT, BIG TWIN 1937-1984
	74-0765	35751-36	each GEAR, 2ND (1.82), BIG TWIN 1937-1985 **ANDREWS**
	W-14-239	35751-79	each GEAR, 2ND (24T), COUNTERSHAFT, BIG TWIN 1980-1985
9A	* W-14-230	35765-36	each GEAR, COUNTERSHAFT LOW, (26-T) BIG TWIN 1936-1984
11	A-35789-36	35789-36	each BUSHING, 1ST GEAR, COUNTERSHAFT, BIG TWIN 1937-1984
12	A-35791-36	35791-36	each BUSHING, 2ND GEAR, COUNTERSHAFT, BIG TWIN 1937-1984
13	A-35810-36	35810-36	pk-10 RETAINING RING, 2ND GEAR, C/SHAFT, BIG TWIN 1937-1984
14	A-35811-36	35811-36	pk-5 THRUST WASHER, 2ND GEAR, C/SHAFT, BIG TWIN 1937-1984
15	A-35812-36	35812-36	pk-5 THRUST WASHER, 1ST GEAR, C/SHAFT, BIG TWIN 1937-1984
16	A-35875-SET	35875-36	set-7 WASHER, COUNTERSHAFT GEAR (SET-7), BIG TWIN 1937-1984
	A-35875-88		pk-5 WASHER, COUNTERSHAFT GEAR (.050), BIG TWIN 1937-1984
	A-35875-89		pk-5 WASHER, COUNTERSHAFT GEAR (.055), BIG TWIN 1937-1984
	A-35875-90		pk-5 WASHER, COUNTERSHAFT GEAR (.060), BIG TWIN 1937-1984
	A-35875-91		pk-5 WASHER, COUNTERSHAFT GEAR (.065), BIG TWIN 1937-1984
	A-35875-92		pk-5 WASHER, COUNTERSHAFT GEAR (.070), BIG TWIN 1937-1984
	A-35876-36	35876-36	pk-5 WASHER, COUNTERSHAFT GEAR (.074), BIG TWIN 1937-1984
	A-35877-36	35877-36	pk-5 WASHER, COUNTERSHAFT GEAR (.078), BIG TWIN 1937-1984
	A-35878-36	35878-36	pk-5 WASHER, COUNTERSHAFT GEAR (.082), BIG TWIN 1937-1984
	A-35879-36	35879-36	pk-5 WASHER, COUNTERSHAFT GEAR (.085), BIG TWIN 1937-1984
	A-35882-36	35882-36	pk-5 WASHER, COUNTERSHAFT GEAR (.090), BIG TWIN 1937-1984
	A-35883-36	35883-36	pk-5 WASHER, COUNTERSHAFT GEAR (.095), BIG TWIN 1937-1984
	A-35884-36	35884-36	pk-5 WASHER, COUNTERSHAFT GEAR (.100), BIG TWIN 1937-1984
	A-35884-81		pk-5 WASHER, COUNTERSHAFT GEAR (.105), BIG TWIN 1937-1984
	A-35884-82		pk-5 WASHER, COUNTERSHAFT GEAR (.110), BIG TWIN 1937-1984
	A-35884-83		pk-5 WASHER, COUNTERSHAFT GEAR (.115), BIG TWIN 1937-1984

****CONTINUED NEXT PAGE****

5120 HILDA ROAD* BLACKVILLE, S.C. 29817* 803-284-3304

Pg 203


****EASTERN MOTORCYCLE PARTS****

****TRANSMISSION-COUNTERSHAFT****

****BIG TWIN 1936-1984****

****4-SPEED****

<u>DIAGRAM NUMBER</u>	<u>EASTERN NUMBER</u>	<u>REPLACES OEM</u>	<u>DESCRIPTION</u>
17	A-35915-36	35915-36	pk-5 WASHER, BEARING RET. *OUTER* (STD. .060),BIG TWIN 1937-1984
	A-35915-88		pk-5 WASHER, BEARING RETAINER C/S (-.010 .050),BIG TWIN 1937-1984
	A-35915-89		pk-5 WASHER, BEARING RETAINER C/S (-.005 .055),BIG TWIN 1937-1984
	A-35915-92		pk-5 WASHER, BEARING RETAINER C/S (+.005 .065),BIG TWIN 1937-1984
	A-35915-93		pk-5 WASHER, BEARING RETAINER C/S (+.010 .070),BIG TWIN 1937-1984
18	A-35917-36	35917-36	pk-5 WASHER, BEARING RETAINER C/S *INNER*, BIG TWIN 1937-1976
19	A-35920-36	35920-36	pk-10 RETAINING RING, C/S BEARING, BIG TWIN 1937-1977
20	A-35961-52	35961-52	each BEARING, M/SHAFT & C/SHAFT (OPEN END) BIG TWIN 1977-1985
21	A-36045-76	36045-76	each BUSHING, (STD.) C/SHAFT, STARTER SIDE, BIG TWIN 1976-1979
	A-36045-80		each BUSHING, (+.005) C/SHAFT, STARTER SIDE, BIG TWIN 1976-1979
	A-36046-36	35046-36	each BUSHING, (STD.) C/SHAFT, STARTER SIDE, BIG TWIN 1937-1976
	A-36046-80		each BUSHING, (+.005) C/SHAFT, STARTER SIDE, BIG TWIN 1937-1976
	A-36048-36	36048-36	each BUSHING, (STD.) C/SHAFT, CLUTCH SIDE, BIG TWIN 1937-1976
	A-36048-76A	36048-76A	each BUSHING, (STD.) C/SHAFT, CLUTCH SIDE, BIG TWIN 1976-1984
	A-36048-80		each BUSHING, (+.005) C/SHAFT, CLUTCH SIDE, BIG TWIN 1937-1976
	A-36048-81A		each BUSHING, (+.005) C/SHAFT, CLUTCH SIDE, BIG TWIN 1976-1984



****EASTERN MOTORCYCLE PARTS****



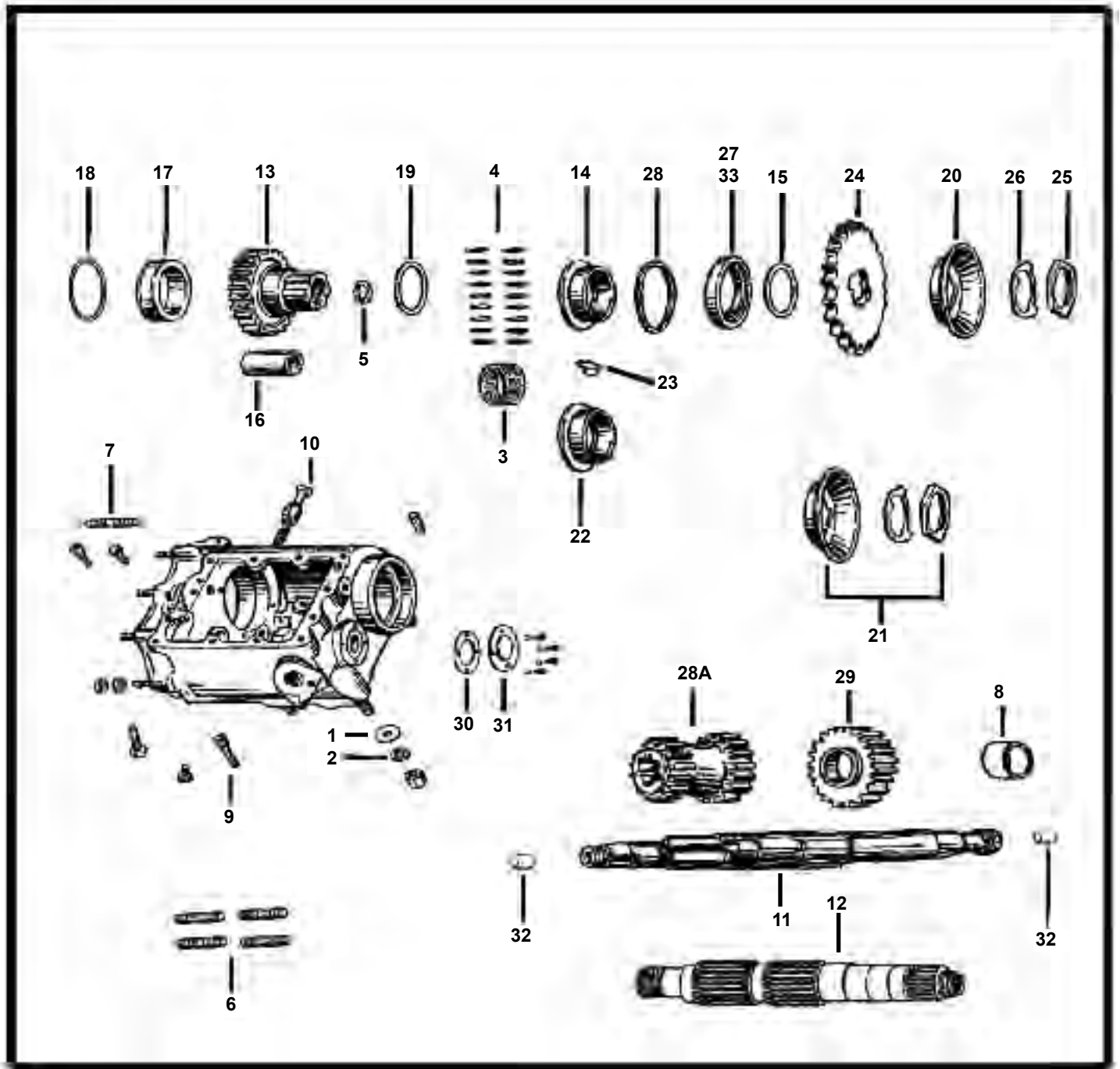
5120 HILDA ROAD* BLACKVILLE, S.C. 29817* 803-284-3304

****EASTERN MOTORCYCLE PARTS****

****TRANSMISSION-COUNTERSHAFT****

****4-SPEED****

****BIG TWIN 1936-1984****



****CONTINUED NEXT PAGE****

5120 HILDA ROAD* BLACKVILLE, S.C. 29817* 803-284-3304

Pg 205

****EASTERN MOTORCYCLE PARTS****

****TRANSMISSION-COUNTERSHAFT****

****4-SPEED****

****BIG TWIN 1936-1984****

DIAGRAM NUMBER	EASTERN NUMBER	REPLACES OEM	DESCRIPTION
1	A-6400HB	6400HB	pk-25 WASHER (STEEL) **5/16 X 13/16 X 3/32 THICK**
2	36-0234	7045	pk-100 LOCK WASHERS, HI-COLLAR 3/8", **ZINC PLATED** BIG TWIN
3	A-8905	8905	each BEARING, MAIN DRIVE GEAR, 4-SPEED, BIG TWIN L/1977-1981
	A-8906	8906	each BEARING, MAIN DRIVE GEAR, 4-SPEED, BIG TWIN 1982-1985
4	A-9084-88	9084	set-88 ROLLERS, (STD.) BIG TWIN 1937-1977
	A-9085-88	9085	set-88 ROLLERS, (+.0004) BIG TWIN 1937-1977
	A-9086-88	9086	set-88 ROLLERS, (+.0008) BIG TWIN 1937-1977
	A-9087-88		set-88 ROLLERS, (+.001) BIG TWIN 1937-1977
5	A-12013	12013	pk-5 OIL SEALS, M/D GEAR *WITH RUBBER O.D.* B/T 1965-'66 & L/1981-'90
	A-12013A	12013A	pk-5 OIL SEALS, M/D GEAR *WITH METAL O.D.* B/T 1965-1966 & L/1981-'90
	A-12022	12022	pk-5 OIL SEAL, MAIN DRIVE GEAR, BIG TWIN 1965-E/1981
6	A-16830-29A	16830-29A	pk-4 STUDS, TRANSMISSION END, BIG TWIN 1965-1969
7	A-33298-36	33298-36	pk-10 STUDS, SIDE COVER, 1 3/8" LONG, BIG TWIN 1937-1964
	A-33298-65	33298-65	pk-5 STUDS, SIDE COVER, 1 1/2" LONG, BIG TWIN 1965-1984
8	A-34090-84	34090-84	each INNER BEARING RACE, **4TH GEAR** BIG TWIN 1984-1986
9	A-34723-47	34723-47	pk-4 STUDS, BOTTOM **3/8-24 x 7/16-14** (O/S) 1.625 LONG, B/T 1936-1983
	A-34724-36	34724-36	pk-4 STUDS, BOTTOM **3/8-24 x 3/8-16** (STD) 1.625 LONG, B/T 1941-1983
10	J-1-141	34735-36	each ADJUSTING SCREW, CHROME, BIG TWIN 1937-1964
11	A-35039-65	35039-65	each MAINSHAFT, BIG TWIN 1965-1969 **EASTERNS**
	W-14-186	35039-65	each MAINSHAFT, BIG TWIN 1965-1969 **IMPORTED**
	74-0748	35039-65	each MAINSHAFT, BIG TWIN 1965-1969 **ANDREWS**
	A-35039-70B	35039-70B	each MAINSHAFT, BIG TWIN 1970-1984 **EASTERNS**
	74-0750	35039-70B	each MAINSHAFT, BIG TWIN 1970-1984 **ANDREWS**
	A-35040-50	35040-50	each MAINSHAFT, BIG TWIN 1941-1964 **EASTERNS**
	74-0745	35040-50	each MAINSHAFT, BIG TWIN 1941-1964 **ANDREWS**
12	A-35039-85	35039-85	each MAINSHAFT, **BELT DRIVE** BIG TWIN L/1984-1986 **EASTERNS**
	74-0752	35039-85	each MAINSHAFT, **BELT DRIVE** BIG TWIN L/1984-1986 **ANDREWS**
13	W-14-440	35065-65B	each MAIN DRIVE GEAR, (26T) BIG TWIN 1937-1977
	74-0755	35065-65B	each MAIN DRIVE GEAR, (26T) BIG TWIN 1937-1977 **ANDREWS**
	W-14-442	35067-77	each MAIN DRIVE GEAR, (26T) BIG TWIN 1977-1984
	74-0758	35067-77	each MAIN DRIVE GEAR, (26T) BIG TWIN 1977-1985 **ANDREWS**
14	A-35070-77	35070-77	each SPACER, DRIVE GEAR, 4-SPEED, BIG TWIN 1977-1979
	A-35070-80	35070-80	each SPACER, DRIVE GEAR, 4-SPEED, BIG TWIN 1980-1981
	A-35070-82A	35070-82A	each SPACER, DRIVE GEAR, 4-SPEED, BIG TWIN 1982-1984
	A-35070-84	35070-84	each SPACER, DRIVE GEAR, 4-SPEED, BIG TWIN L/1984-1986
15	A-35079-80	35079-80	pk-5 SPACER, MAINSHAFT SPROCKET, 4 & 5 SPEED, BIG TWIN 1980-1981
	A-35079-82A	35079-82A	each SPACER, DRIVE GEAR, 4-SPEED, BIG TWIN 1982-ONLY
16	A-35094-65	35094-65	each BUSHING, MAIN DRIVE GEAR, BIG TWIN 1931-1984
17	A-35125-37	35125-37	each BUSHING, (STD.) MAINSHAFT RACE, BIG TWIN 1937-E/1977
	A-35125-77	35125-37	each BUSHING, (+.002) MAINSHAFT RACE, BIG TWIN 1937-E/1977
	A-35125-78	35125-37	each BUSHING, (+.005) MAINSHAFT RACE, BIG TWIN 1937-E/1977
	A-35125-79	35125-37	each BUSHING, (+.010) MAINSHAFT RACE, BIG TWIN 1937-E/1977
	A-35125-85	35125-37	each BUSHING, (+.015) MAINSHAFT RACE, BIG TWIN 1937-E/1977
	A-35125-87	35125-37	each BUSHING, (+.020) MAINSHAFT RACE, BIG TWIN 1937-E/1977
	A-35125-89	35125-37	each BUSHING, (+.025) MAINSHAFT RACE, BIG TWIN 1937-E/1977
18	A-35129-36	35129-36	pk-10 RETAINING RING, MAINSHAFT RACE, 4-SPEED, BIG TWIN 1937-1977
19	A-35131-36	35131-36	pk-5 BEARING WASHER, (.060 STD) M/D GEAR, BIG TWIN 1937-1977
	A-35131-80	35131-36	pk-5 BEARING WASHER, (.065) M/D GEAR, BIG TWIN 1937-1977
	A-35131-81	35131-36	pk-5 BEARING WASHER, (.070) M/D GEAR, BIG TWIN 1937-1977
	A-35131-82	35131-36	pk-5 BEARING WASHER, (.080) M/D GEAR, BIG TWIN 1937-1977

****CONTINUED NEXT PAGE****

5120 HILDA ROAD* BLACKVILLE, S.C. 29817* 803-284-3304

Pg 206

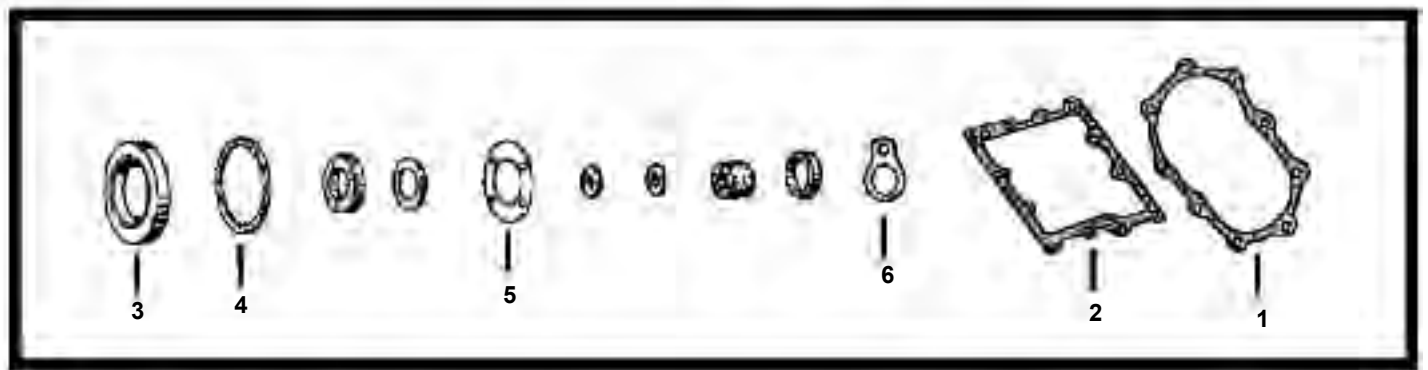
****EASTERN MOTORCYCLE PARTS****

****TRANSMISSION-COUNTERSHAFT****

****4-SPEED****


****BIG TWIN 1936-1984****

<u>DIAGRAM NUMBER</u>	<u>EASTERN NUMBER</u>	<u>REPLACES OEM</u>	<u>DESCRIPTION</u>
19	A-35131-93	35131-36	pk-5 BEARING WASHER, (.050) M/D GEAR, BIG TWIN 1937-1977
	A-35131-94	35131-36	pk-5 BEARING WASHER, (.045) M/D GEAR, BIG TWIN 1937-1977
	A-35131-95	35131-36	pk-5 BEARING WASHER, (.055) M/D GEAR, BIG TWIN 1937-1977
	A-35131-96	35131-36	pk-5 BEARING WASHER, (.040) M/D GEAR, BIG TWIN 1937-1977
	A-35131-SET		set-4 BEARING WASHER SET -4 (.060-.080) M/D GEAR, BIG TWIN 1937-'77
	SET INCLUDES: (1ea) 35131-36, 35131-80, 35131-81, 35131-82		
20	A-35159-39	35159-39	each OIL DEFLECTOR, MAIN DRIVE GEAR, BIG TWIN 1937-1977
21	A-35160-80		kit OIL DEFLECTOR KIT (1) 35159-39/ (1) 35211-36/ (1)35216-36
22	A-35171-37	35171-37	each SPACER, MAIN DRIVE GEAR, BIG TWIN 1937-1977
23	A-35175-38	35175-38	pk-10 KEY, DRIVE GEAR SPACER, BIG TWIN 1937-1977
24	W-14-801-22	35203-36	each SPROCKET, COUNTERSHAFT, BIG TWIN 1936-1979
	SEE PAGE 275, 276 FOR COMPLETE LIST OF SPROCKETS		
25	A-35211-36	35211-36	each NUT, SPROCKET TO DRIVE GEAR, BIG TWIN 1936-1984
26	A-35216-36	35216-36	pk-10 LOCK TAB, M/S SPROCKET NUT, BIG TWIN 1937-1983
27	A-35230-36	35230-36	pk-5 OIL SEAL, MAINSHAFT RACE, BIG TWIN 1936-1979
28	L-3-967	35231-36	pk-10 GASKET (CORK), M/S OIL SEAL, BIG TWIN 1936-1977
28A *	W-14-232	35282-59	each GEAR, MAINSHAFT, LOW & 2ND (15x20T), BIG TWIN 1937-1984
29	W-14-228	35306-59	each GEAR, MAINSHAFT THIRD, (24T) BIG TWIN 1937-1984
	74-0762	35306-59	each GEAR, MAINSHAFT THIRD, (24T) BIG TWIN 1937-1984 **ANDREWS**
30	L-3-968	36025-36	pk-10 GASKET, COUNTERSHAFT, TRANSMISSION, BIG TWIN 1936-1964
31	A-36027-36	36027-36	each END COVER, COUNTERSHAFT, (ZINC PLATED) BIG TWIN 1936-1964
	A-36027-KIT		kit-10 END COVER KIT, COUNTERSHAFT (ZINC PLATED) BIG TWIN 1936-64
	KIT INCLUDES: (4) 2582, (4) 7115, (1) 36025-36, (1) 36027-36		
32	A-37436-36	37436-36	pk-5 BUSHING, MAINSHAFT ENDS, BIG TWIN 1937-1980
33	A-37741-67	37741-67	pk-5 OIL SEALS, MAINSHAFT, BIG TWIN 1980-1981
	A-37741-82	37741-82	pk-5 OIL SEALS, MAINSHAFT, BIG TWIN 1982-1986



<u>DIAGRAM NUMBER</u>	<u>EASTERN NUMBER</u>	<u>REPLACES OEM</u>	<u>DESCRIPTION</u>
1	3-960	33295-36	pk-10 GASKET, STARTER SIDE COVER **4-SPEED** BIG TWIN 1936-1986
2	3-961	34824-36	pk-10 GASKET, SHIFTER COVER **4-SPEED** BIG TWIN 1936-E/1979
3	35230-36	35230-39	pk-5 OIL SEAL, MAINSHAFT TRANSMISSION, BIG TWIN 1936-1979
4	3-967	35231-36	pk-10 GASKET (CORK) MAINSHAFT OIL SEAL, BIG TWIN 1936-1977
5	3-968	36025-36	pk-10 GASKET, COUNTERSHAFT END COVER, BIG TWIN 1936-1964
6	3-969	67141-36	pk-10 GASKET, SPEEDOMETER DRIVE UNIT, BIG TWIN 1936-1964

****EASTERN MOTORCYCLE PARTS****

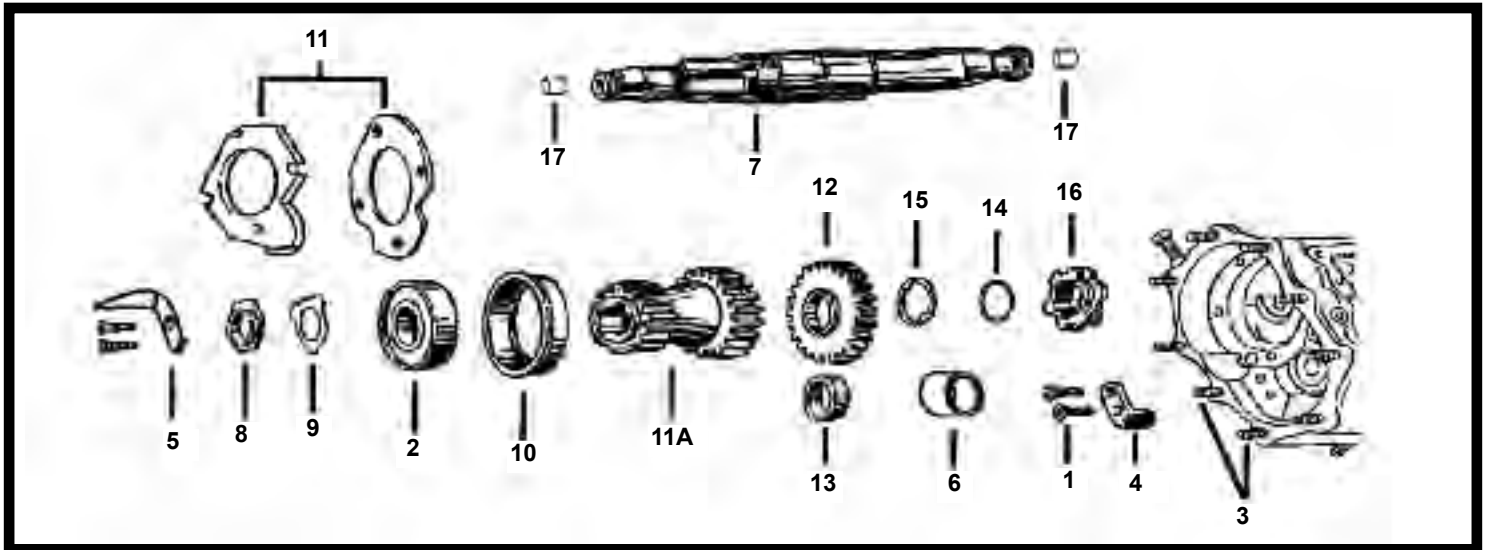


5120 HILDA ROAD* BLACKVILLE, S.C. 29817* 803-284-3304

****EASTERN MOTORCYCLE PARTS****

****TRANSMISSION-MAINSHAFT****

****BIG TWIN 1936-1984****



<u>DIAGRAM NUMBER</u>	<u>EASTERN NUMBER</u>	<u>REPLACES OEM</u>		<u>DESCRIPTION</u>
1	A-1864B	1864B	pk-10	SCREWS, BUMPER PLATE, BIG TWIN 1941-1984
2	A-9020	9020	each	BEARING, MAINSHAFT *4-SPEED*, BIG TWIN 1936-1984
3	A-33298-65	33298-65	pk-5	STUDS, SIDE COVER (1-1/2" LONG) BIG TWIN 1965-1984
4	A-33353-36	33353-36	pk-5	BUMPER PLATE, STARTER GEAR STOP, BIG TWIN 1936-E/1978
	A-33353-78	33353-78	pk-5	BUMPER PLATE, STARTER GEAR STOP, BIG TWIN L/1978-1984
5	A-33429-39	33429-39	pk-5	OIL DEFLECTOR, STARTER GEAR, BIG TWIN 1939-1979
	A-33429-80	33429-80	pk-5	OIL DEFLECTOR, STARTER GEAR, BIG TWIN 1980-1984
6	A-34090-84	34090-84	each	INNER BEARING RACE, **4TH GEAR** BIG TWIN 1984-1986
7	A-35039-65	35039-65	each	MAINSHAFT, BIG TWIN 1965-1969 **EASTERNS**
	W-14-186	35039-65	each	MAINSHAFT, BIG TWIN 1965-1969 **IMPORTED**
	74-0748	35039-65	each	MAINSHAFT, BIG TWIN 1965-1969 **ANDREWS**
	A-35039-70B	35039-70B	each	MAINSHAFT, BIG TWIN 1970-1984 **EASTERNS**
	74-0750	35039-70B	each	MAINSHAFT, BIG TWIN 1970-1984 **ANDREWS**
	A-35040-50	35040-50	each	MAINSHAFT, BIG TWIN 1941-1964 **EASTERNS**
	74-0745	35040-50	each	MAINSHAFT, BIG TWIN 1941-1964 **ANDREWS**
8	A-35046-36	35046-36	pk-5	NUT, MAINSHAFT BEARING, BIG TWIN 1936-1984
9	A-35050-40	35050-40	pk-10	LOCK TAB, MAINSHAFT BEARING NUT, BIG TWIN 1936-1984
10	A-35100-36	35100-36	each	HOUSING, MAINSHAFT BALL BEARING, BIG TWIN 1937-1979
	A-35100-79	35100-79	each	HOUSING, MAINSHAFT BALL BEARING, BIG TWIN 1980-1984
11	A-35111-36	35111-36	each	RETAINING PLATE, BEARING HOUSING, BIG TWIN 1937-1979
	A-35111-80	35111-80	each	RETAINING PLATE, BEARING HOUSING, BIG TWIN 1980-1984
11A	* W-14-232	35282-59	each	GEAR, MAINSHAFT, LOW & 2ND (15x20T), BIG TWIN 1937-1984
12	W-14-228	35306-59	each	GEAR, MAINSHAFT, THIRD (24T), BIG TWIN 1937-1984
	74-0762	35306-59	each	GEAR, MAINSHAFT, 3RD (1.23), BIG TWIN 1937-1985 **ANDREWS**
13	A-35322-38	35322-38	each	BUSHING, 3RD GEAR, BIG TWIN 1937-1959
14	A-35337-36	35337-36	pk-10	RETAINING RINGS, M/S 3RD GEAR, BIG TWIN 1936-1984

****CONTINUED NEXT PAGE****


****EASTERN MOTORCYCLE PARTS****

****TRANSMISSION-MAINSHAFT****

****BIG TWIN 1936-1984****

DIAGRAM NUMBER	EASTERN NUMBER	REPLACES OEM	DESCRIPTION
15	A-35365-36	35365-36	pk-5 WASHER, M/S 3RD GEAR, **STD. .063**, BIG TWIN 1937-1984
	A-35365-87	35365-36	pk-5 WASHER, M/S 3RD GEAR, **-.005 .058**, BIG TWIN 1937-1984
	A-35365-88	35365-36	pk-5 WASHER, M/S 3RD GEAR, **-.010 .053**, BIG TWIN 1937-1984
	A-35365-89	35365-36	pk-5 WASHER, M/S 3RD GEAR, **-.015 .048**, BIG TWIN 1937-1984
	A-35365-91	35365-36	pk-5 WASHER, M/S 3RD GEAR, **+.005 .068**, BIG TWIN 1937-1984
	A-35365-92	35365-36	pk-5 WASHER, M/S 3RD GEAR, **+.010 .073**, BIG TWIN 1937-1984
	A-35365-93	35365-36	pk-5 WASHER, M/S 3RD GEAR, **+.015 .078**, BIG TWIN 1937-1984
	A-35365-94	35365-36	pk-5 WASHER, M/S 3RD GEAR, **+.020 .083**, BIG TWIN 1937-1984
	16	W-14-225	35440-38
74-0768		35440-38	each SHIFTER CLUTCH, 3RD & 4TH, BIG TWIN 1937-1984 **ANDREWS**
17	A-37436-36	37436-36	pk-5 BUSHING, MAINSHAFT ENDS, BIG TWIN 1937-1980

****MAINSHAFTS AND COUNTERSHAFTS ARE MANUFACTURED BY EASTERN****

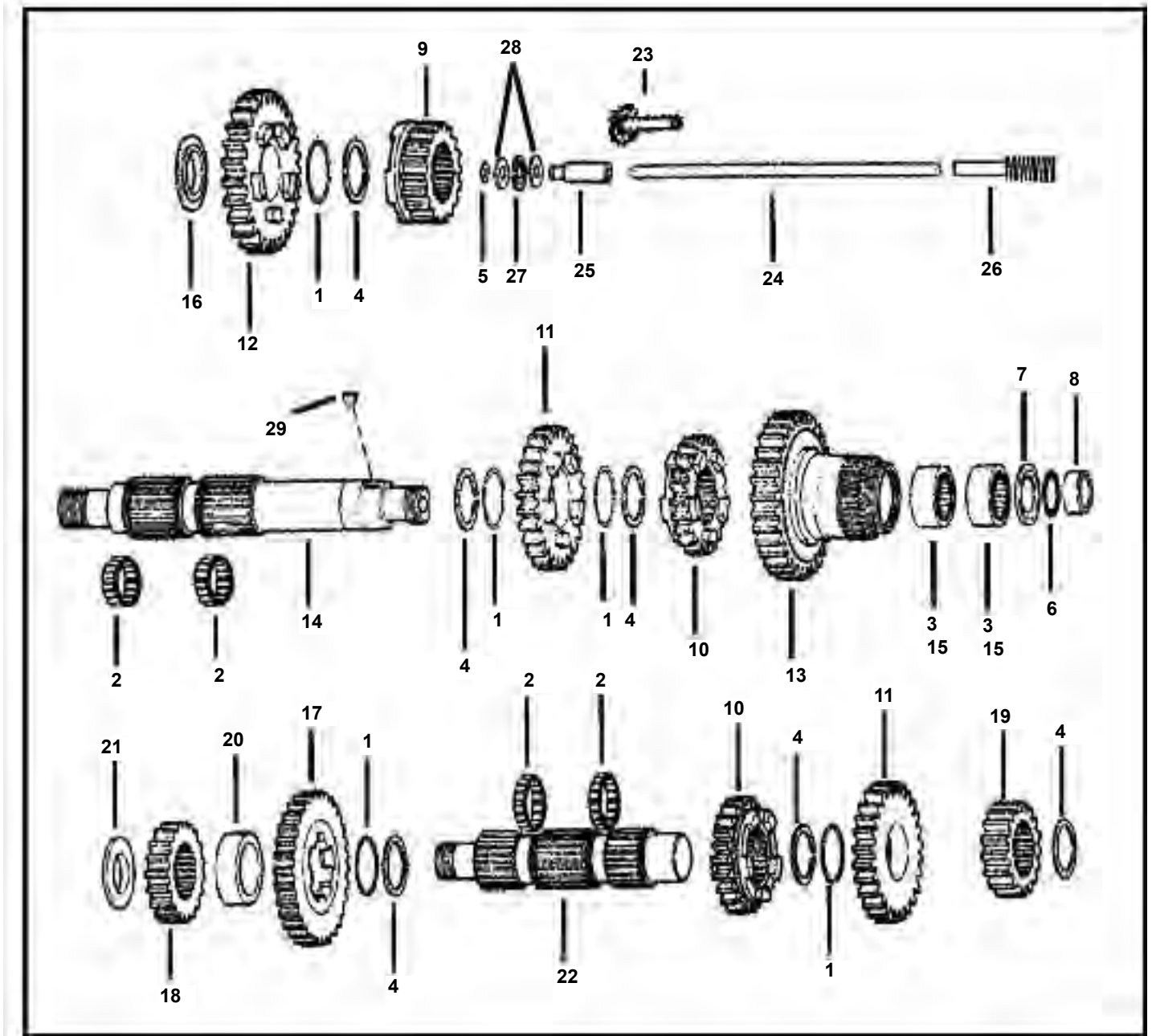


EASTERN MOTORCYCLE PARTS

TRANSMISSION

5-SPEED

BIG TWIN 1980-EARLY 1995



CONTINUED ON NEXT PAGE

5120 HILDA ROAD BLACKVILLE, S.C. 29817* 803-284-3304*

****EASTERN MOTORCYCLE PARTS****

****TRANSMISSION****

****5-SPEED****

****BIG TWIN 1980-EARLY 1995****

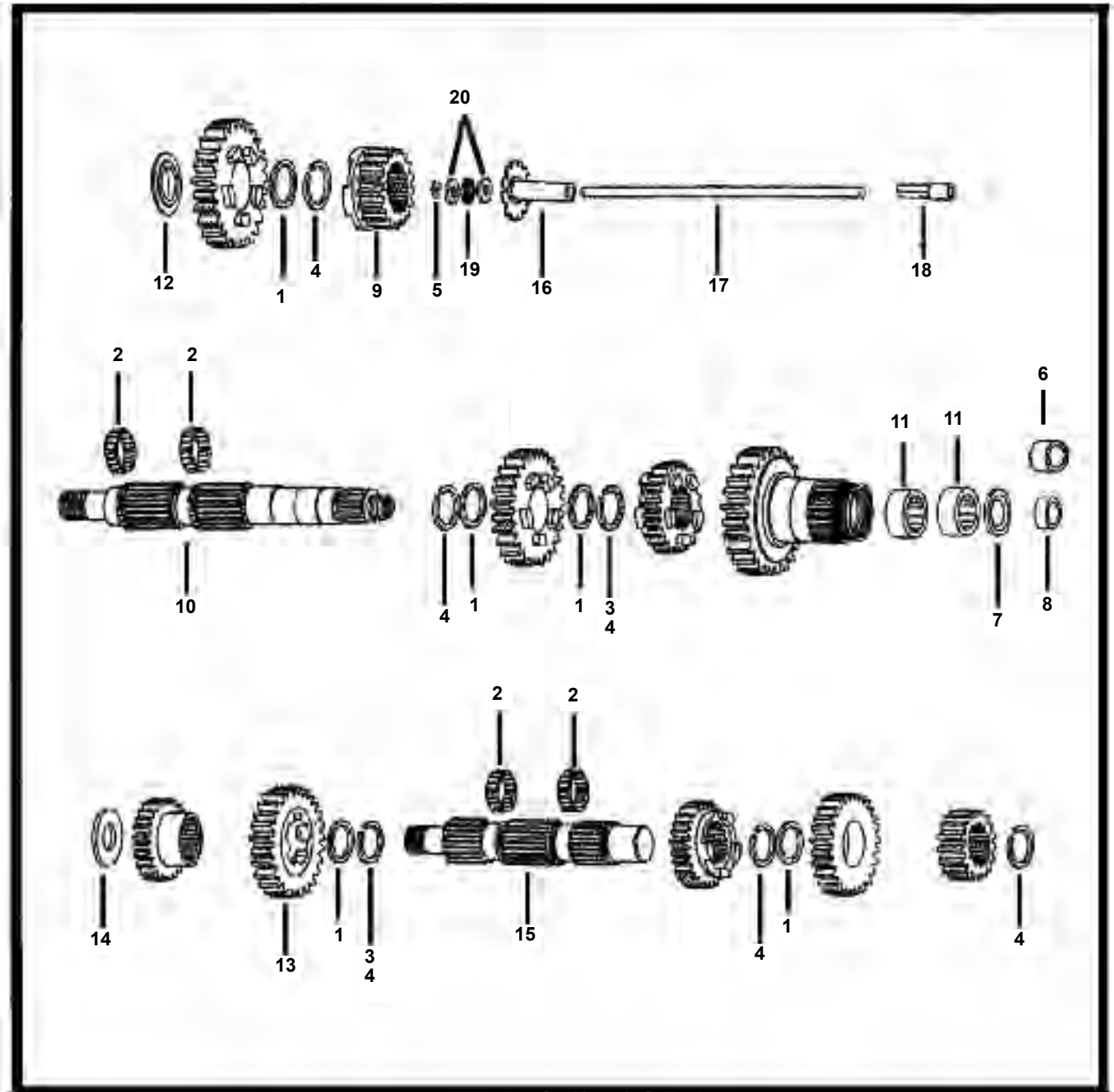
<u>DIAGRAM NUMBER</u>	<u>EASTERN NUMBER</u>	<u>REPLACES OEM</u>		<u>DESCRIPTION</u>
1	A-6003	6003	pk-5	THRUST WASHER, M/S & COUNTERSHAFT, BIG TWIN 1980-2006
2	A-8876A	8876A	set-4	BEARING, MAIN & COUNTERSHAFT, 5-SPEED, BIG TWIN 1980-PRES.
3	A-8904	8904	each	BEARING, MAIN DRIVE GEAR, 5-SPEED, BIG TWIN 1980-1992
4	A-11067	11067	pk-10	RETAINING RING, M/S & C/S, 5-SPEED, BIG TWIN 1980-PRESENT
5	A-11096	11096	pk-10	RETAINING RING, CLUTCH PUSH ROD, (3/4 RING), BIG TWIN 1975-P
	A-11096A	11096	pk-10	RETAINING RING, CLUTCH PUSH ROD, (FULL RING) BIG TWIN 1975-P
6	A-11165	11165	pk-10	QUAD SEAL, BALL BEARING, 5-SPEED, BIG TWIN 1984-2006
7	A-12013	12013	pk-5	OIL SEALS, M/D GEAR *WITH RUBBER O.D.* B/T 1965-'66 & L/1981-'90
	A-12013A	12013A	pk-5	OIL SEALS, M/D GEAR *WITH METAL O.D.* B/T 1965-1966 & L/1981-'90
	A-12035	12035	pk-5	OIL SEAL, MAIN DRIVE GEAR, BIG TWIN 1991-PRESENT
8	A-34091-85	34091-85	each	INNER RACE, BEARING 5TH GEAR, BIG TWIN 1985-PRESENT
9	74-0934	35025-79	each	GEAR, 1ST, MAINSHAFT, BIG TWIN 1980-2006 **ANDREWS**
10	74-0936	35026-79A	each	GEAR, 2ND M/S OR 3RD C/S, BIG TWIN 1980-1995 **ANDREWS**
11	74-0940	35027-79A	each	GEAR, 3RD M/S OR 2ND C/S, BIG TWIN 1980-1995 **ANDREWS**
12	74-0950	35028-79	each	4TH GEAR, MAINSHAFT, BIG TWIN 1980-1995 **ANDREWS**
13	74-0954	35029-79	each	5TH GEAR, MAIN DRIVE (BELT), BIG TWIN 1979-1984 **ANDREWS**
	74-0957	35029-85	each	5TH GEAR, MAIN DRIVE (BELT), BIG TWIN 1985-1990 **ANDREWS**
	74-0959	35029-91A	each	5TH GEAR, MAIN DRIVE (BELT), BIG TWIN 1991-1995 **ANDREWS**
14	A-35042-79	35042-79	each	MAINSHAFT, CHAIN DRIVE, BIG TWIN 1979-1984 **EASTERNS**
	74-0990	35042-79	each	MAINSHAFT, CHAIN DRIVE, BIG TWIN 1979-1984 **ANDREWS**
	A-35042-85	35042-85	each	MAINSHAFT, BELT DRIVE, BIG TWIN 1985-1989 **EASTERNS**
	74-0992	35042-85	each	MAINSHAFT, BELT DRIVE, BIG TWIN 1985-1989 **ANDREWS**
	A-35042-90	35042-90	each	MAINSHAFT, BELT DRIVE, BIG TWIN 1990-ONLY **EASTERNS**
	74-0994	35042-90	each	MAINSHAFT, BELT DRIVE, BIG TWIN 1990-ONLY **ANDREWS**
	A-35042-91	35042-91	each	MAINSHAFT, BELT DRIVE, BIG TWIN 1991-2006 **EASTERNS**
	74-0996	35042-91	each	MAINSHAFT, BELT DRIVE, BIG TWIN 1991-2006 **ANDREWS**
15	A-35051-89	35051-89	each	BEARING, MAIN DRIVE GEAR, BIG TWIN 1993-2006
16	A-35064-79	35064-79	pk-5	SPACER, M/ SHAFT, 4TH GEAR, 5-SPEED, BIG TWIN 1980-2006
17	74-0932	35622-79C	each	1ST GEAR, COUNTERSHAFT, BIG TWIN 1979-2006 **ANDREWS**
18	74-0945	35625-79A	each	4TH GEAR, COUNTERSHAFT, BIG TWIN 1980-1995 **ANDREWS**
19	74-0947	35626-79A	each	5TH GEAR, COUNTERSHAFT, BIG TWIN 1980-1995 **ANDREWS**
20	A-35628-79	35628-79	each	SPACER, COUNTERSHAFT, 1ST & 4TH GEAR, BIG TWIN 1980-1992
21	A-35629-79	35629-79	pk-5	SPACER, COUNTERSHAFT, 4TH GEAR, BIG TWIN 1980-2006
22	A-35632-79	35632-79	each	COUNTERSHAFT, BIG TWIN 1980-2006 **EASTERNS**
	74-0975	35632-79	each	COUNTERSHAFT, BIG TWIN 1980-2006 **ANDREWS**
23	A-37069-90	37069-90	each	CLUTCH PUSH ROD END, RIGHT SIDE, W/OIL SLINGER, B/T 1991-P.
24	A-37088-79	37088-79	each	CLUTCH PUSH ROD, 5-SPEED, BIG TWIN 1980-E/84
	A-37088-84	37088-84	each	CLUTCH PUSH ROD, 5-SPEED, BIG TWIN LATE 1984-ONLY
	A-37088-85	37088-85	each	CLUTCH PUSH ROD, 5-SPEED, BIG TWIN 1985-1986
	A-37088-87	37088-87	each	CLUTCH PUSH ROD, 5-SPEED, BIG TWIN 1987-1989
	A-37088-90	37088-90	each	CLUTCH PUSH ROD, 5-SPEED, BIG TWIN 1990-PRESENT
25	A-37089-79	37089-79	each	CLUTCH PUSH ROD END, RIGHT SIDE, 5-SPEED, BIG TWIN 1980-E/84
	A-37089-84	37089-84	each	CLUTCH PUSH ROD END, RIGHT SIDE, 5-SPEED, BIG TWIN 1984-'90
26	A-37090-79	37090-79	each	CLUTCH PUSH ROD END, LEFT SIDE, 5-SPEED, BIG TWIN 1980-E/'84
	A-37090-84A	37090-84A	each	CLUTCH PUSH ROD END, LEFT SIDE, 5-SPEED, BIG TWIN 1984-1999
27	A-37312-75	37312-75	each	BEARING, CLUTCH PUSH ROD END, BIG TWIN 1975-PRESENT
28	A-37312-KIT			BEARING KIT, CLUTCH PUSH ROD, BIG TWIN 1975-PRESENT
	A-37313-80	37313-80	pk-5	KIT INCLUDES: (1) 11096A, (1) 37312-75, (2) 37313-80
29	A-37523-85	37523-85	pk-10	THRUST WASHER, PUSH ROD END, BIG TWIN 1975-PRESENT
				KEY, CLUTCH HUB, MAIN SHAFT, BIG TWIN 1985-1989

****EASTERN MOTORCYCLE PARTS****

****TRANSMISSION****

****5 & 6-SPEED****

****BIG TWIN 1995-PRESENT****



****CONTINUED ON NEXT PAGE****

****EASTERN MOTORCYCLE PARTS****

****TRANSMISSION****

****5 & 6-SPEED****

****BIG TWIN 1995-PRESENT****

<u>DIAGRAM NUMBER</u>	<u>EASTERN NUMBER</u>	<u>REPLACES OEM</u>	<u>DESCRIPTION</u>
1	A-6003	6003	pk-5 THRUST WASHER, M/S & COUNTERSHAFT, BIG TWIN 1980-2006
2	A-8876A	8876A	pk-4 BEARING, MAIN & COUNTERSHAFT, 5-SPEED, BIG TWIN 1980-PRES.
3	A-10991	10991	pk-10 RETAINING RING, MAIN DRIVE GEAR, **6-SPEED** BIG TWIN 2006-P.
4	A-11067	11067	pk-10 RETAINING RING, M/S & C/S, 5-SPEED, BIG TWIN 1980-PRESENT
5	A-11096	11096	pk-10 RETAINING RING, CLUTCH PUSH ROD, (3/4 RING), BIG TWIN 1975-P
	A-11096A	11096	pk-10 RETAINING RING, CLUTCH PUSH ROD, (FULL RING) BIG TWIN 1975-P
6	* 40-0160	11599	each BEARING SPACER, 5TH GEAR **6-SPEED** BIG TWIN 2006-PRESENT
7	A-12035	12035	pk-5 OIL SEAL, MAIN DRIVE GEAR, BIG TWIN 1991-PRESENT
8	A-34091-85	34091-85	each INNER RACE, BEARING 5TH GEAR, BIG TWIN 1985-PRESENT
	* 40-0146	34091-06	each INNER RACE, BEARING **6-SPEED** , BIG TWIN 2006-2007
	* 40-0148	34091-08	each INNER RACE, BEARING **6-SPEED** , BIG TWIN 2008-PRESENT
9	74-0934	35025-79B	each GEAR, 1ST, MAINSHAFT, BIG TWIN 1980-2006 **ANDREWS**
10	A-35042-91	35042-91	each MAINSHAFT, BELT DRIVE, BIG TWIN 1991-2006 **EASTERNS**
	74-0996	35042-91	each MAINSHAFT, BELT DRIVE, BIG TWIN 1991-2006 **ANDREWS**
11	A-35051-89	35051-89	each BEARING, MAIN DRIVE GEAR, BIG TWIN 1993-2006
12	A-35064-79	35064-79	pk-5 SPACER, M/ SHAFT, 4TH GEAR, 5-SPEED, BIG TWIN 1980-2006
13	74-0932	35622-79C	each 1ST GEAR, COUNTERSHAFT, BIG TWIN 1979-2006 **ANDREWS**
14	A-35629-79	35629-79	pk-5 SPACER, COUNTERSHAFT, 4TH GEAR, BIG TWIN 1980-2006
15	A-35632-79	35632-79	each COUNTERSHAFT, BIG TWIN 1980-2006 **EASTERNS**
	74-0975	35632-79	each COUNTERSHAFT, BIG TWIN 1980-2006 **ANDREWS**
16	A-37069-90	37069-90	each CLUTCH PUSH ROD END, RIGHT SIDE, W/OIL SLINGER, B/T 1991-P.
17	A-37088-90	37088-90	each CLUTCH PUSH ROD, 5-SPEED, BIG TWIN 1990-PRESENT
18	A-37090-84A	37090-84A	each CLUTCH PUSH ROD END, LEFT SIDE, 5-SPEED, BIG TWIN 1984-1999
19	A-37312-75	37312-75	each BEARING, CLUTCH PUSH ROD END, BIG TWIN 1975-PRESENT
20	A-37312-KIT		BEARING KIT, CLUTCH PUSH ROD, BIG TWIN 1975-PRESENT
	A-37313-80	37313-80	pk-5 THRUST WASHER, PUSH ROD END, BIG TWIN 1975-PRESENT




****EASTERN MOTORCYCLE PARTS****

****TRANSMISSION****

****MAINSHAFT****

****SPORTSTER 1954-1990****



SEE PAGE 277, 278 FOR COMPLETE LIST OF SPROCKETS

<u>DIAGRAM NUMBER</u>	<u>EASTERN NUMBER</u>	<u>REPLACES OEM</u>	<u>DESCRIPTION</u>
1	A-7855W	7855W	pk-5 NUT, MAINSHAFT SPROCKET SIDE, SPORTSTER L/1984-1990
2	A-9025	9025	each BEARING, TRANSMISSION MAINSHAFT, SPORTSTER 1952-1990
3	A-9095-23	9095	pk-23 ROLLERS, MAINSHAFT BUSHING (STD) SPORTSTER 1954-1984
	A-9096-23	9096	pk-23 ROLLERS, MAINSHAFT BUSHING (.0004) SPORTSTER 1954-1984
	A-9097-23	9097	pk-23 ROLLERS, MAINSHAFT BUSHING (.0008) SPORTSTER 1954-1984
	A-9118	9118	each BEARING, MAINSHAFT RACE, SPORTSTER L/1984-1990

****CONTINUED ON NEXT PAGE****

5120 HILDA ROAD* BLACKVILLE, S.C. 29817* 803-284-3304

Pg 214

****EASTERN MOTORCYCLE PARTS****

****TRANSMISSION****

****MAINSHAFT****

****SPORTSTER 1954-1990****

<u>DIAGRAM NUMBER</u>	<u>EASTERN NUMBER</u>	<u>REPLACES OEM</u>	<u>DESCRIPTION</u>
4	A-11006	11006	pk-10 RETAINING RING, MAINSHAFT BEARING, SPORTSTER 1985-1990
5	A-11103	11103	pk-10 O-RING, CLUTCH GEAR END, SPORTSTER 1957-1969
	A-11119	11119	pk-10 O-RING, CLUTCH GEAR, SPORTSTER 1967-1970
6	A-11180	11180	pk-10 RETAINING RING, MAINSHAFT BALL BEARING, SPORT. 1984-1990
7	A-12021	12021	pk-5 OIL SEAL, CLUTCH GEAR, SPORTSTER 1967-1970
8	A-12049	12049	pk-5 OIL SEAL, M/S AND C/SHAFT SPROCKET, SPORTSTER 1984-1990
9	A-35036-84A	35036-84A	each MAINSHAFT, **4-SPEED** SPORTSTER L/1984-1990 **EASTERNS**
	74-0852	35036-84A	each MAINSHAFT, **4-SPEED** SPORTSTER L/1984-1990 **ANDREWS**
10	A-35041-84	35041-84	each BUSHING, MAINSHAFT RACE (STD) SPORTSTER 1984-1990
	A-35041-86		each BUSHING, MAINSHAFT RACE (.002) SPORTSTER 1984-1990
	A-35041-88		each BUSHING, MAINSHAFT RACE (.005) SPORTSTER 1984-1990
11	W-14-180	35044-56	each MAINSHAFT, **4-SPEED** SPORTSTER 1956-1969 **IMPORT**
	74-0845	35044-56	each MAINSHAFT, **4-SPEED** SPORTSTER 1956-1969 **ANDREWS**
	W-14-181	35046-67	each MAINSHAFT, **4-SPEED** SPORTSTER 1967-1970 **IMPORT**
	A-35046-71A	35046-71A	each MAINSHAFT, **4-SPEED** SPORTSTER 1971-E/1984 **EASTERNS**
	W-14-182A	35046-71A	each MAINSHAFT, **4-SPEED** SPORTSTER 1971-E/1984 **U.S.A.**
	74-0850	35046-71A	each MAINSHAFT, **4-SPEED** SPORTSTER 1971-E/1984 **ANDREWS**
12	A-35047-53	35047-53	each NUT (W/SEAL) MAINSHAFT SPROCKET, SPORTSTER 1954-1970
	A-35047-71A	35047-71A	each NUT, MAINSHAFT SPROCKET, SPORTSTER 1971-E/1984
13	A-35050-52	35050-52	pk-10 LOCK TAB, MAINSHAFT SPROCKET NUT, SPORTSTER 1954-1985
14	A-35105-52	35105-52	each BUSHING, MAINSHAFT RACE (STD) SPORTSTER 1952-1983
	A-35105-77	35105-52	each BUSHING, MAINSHAFT RACE (.002) SPORTSTER 1952-1983
	A-35105-78	35105-52	each BUSHING, MAINSHAFT RACE (.005) SPORTSTER 1952-1983
	A-35105-79	35105-52	each BUSHING, MAINSHAFT RACE (.010) SPORTSTER 1952-1983
	A-35105-80	35105-52	each BUSHING, MAINSHAFT RACE (.020) SPORTSTER 1952-1983
	A-35105-81	35105-52	each BUSHING, MAINSHAFT RACE (.015) SPORTSTER 1952-1983
	A-35105-82	35105-52	each BUSHING, MAINSHAFT RACE (.025) SPORTSTER 1952-1983
	A-35105-82B	35105-52	each BUSHING, MAINSHAFT RACE (.030) SPORTSTER 1952-1983
	A-35105-82C	35105-52	each BUSHING, MAINSHAFT RACE (.035) SPORTSTER 1952-1983
	A-35105-83	35105-83	each BUSHING, MAINSHAFT RACE (STD) SPORTSTER EARLY-1984
	A-35105-84	35105-84	each BUSHING, MAINSHAFT RACE (.002) SPORTSTER EARLY-1984
	A-35105-85	35105-85	each BUSHING, MAINSHAFT RACE (.005) SPORTSTER EARLY-1984
	A-35105-86	35105-86	each BUSHING, MAINSHAFT RACE (.010) SPORTSTER EARLY-1984
	A-35105-87	35105-87	each BUSHING, MAINSHAFT RACE (.015) SPORTSTER EARLY-1984
15	A-35112-52	35112-52	pk-10 RETAINING RING, MAINSHAFT BALL BEARING, SPORT. 1954-E/1984
	A-35112-84	35112-84	pk-10 RETAINING RING, MAINSHAFT BALL BEARING, SPORT. L/1984-1985
16	A-35113-52	35113-52	pk-10 RETAINING RING, MAINSHAFT ROLLERS, SPORTSTER 1954-1984
17	A-35150-52	35150-52	each RETAINER (W/OIL SEAL) MAINSHAFT, SPORTSTER 1952-1984
18	A-35151-52A	35151-52A	pk-5 OIL SEAL, MAINSHAFT & SPROCKET SHAFT, SPORTSTER 1954-1984
19	L-3-868	35169-52	pk-10 GASKET, MAINSHAFT OIL SEAL RETAINER, SPORTSTER 1952-1985
20	A-35216-79	35216-79	each THRUST WASHER, MAINSHAFT LEFT SIDE, SPORTSTER 1979-1990
21	W-14-201	35277-52A	each GEAR, MAINSHAFT LOW (27 TOOTH) SPORT. 1952-1990 **IMPORT**
	74-0860	35277-52A	each GEAR, MAINSHAFT LOW (27 TOOTH) SPORT. 1952-1990 *ANDREWS*
22	W-14-205	35296-56A	each GEAR, MAINSHAFT 2ND (23 TOOTH) SPORT. 1956-1990 **IMPORT**
	74-0865	35296-56A	each GEAR, MAINSHAFT 2ND (23 TOOTH) SPORT. 1956-1990 *ANDREWS*
23	W-14-198	35305-56A	each GEAR, MAINSHAFT 3RD (20 TOOTH) SPORT. 1956-1990 **IMPORT**
	74-0870	35305-56A	each GEAR, MAINSHAFT 3RD (20 TOOTH) SPORT. 1956-1990 **ANDREWS**

****CONTINUED NEXT PAGE****

5120 HILDA ROAD* BLACKVILLE, S.C. 29817* 803-284-3304

Pg 215

****EASTERN MOTORCYCLE PARTS****

****TRANSMISSION****

****MAINSHAFT****

****SPORTSTER 1954-1990****

<u>DIAGRAM NUMBER</u>	<u>EASTERN NUMBER</u>	<u>REPLACES OEM</u>	<u>DESCRIPTION</u>
24	A-35326-SET		set-15 THRUST WASHERS, MAINSHAFT RIGHT SIDE, SPORT. 1954-1984 SET INCLUDES: (1ea) .030,.040,.050,.055,.060,.065,.070,.075,.080,.085,.090,.098,.107,.116,.125
25	A-35326-73	35326-73	pk-5 THRUST WASHERS, MAINSHAFT R/SIDE (.080) SPORT. 1954-1984
26	A-35337-56	35337-56	pk-10 RETAINING RING, MAINSHAFT 3RD GEAR, SPORTSTER 1956-1990
	A-35343-73	35343-73	pk-5 THRUST WASHERS, MAINSHAFT R/SIDE (.030) SPORT. 1954-1984
	A-35344-52		pk-5 THRUST WASHERS, MAINSHAFT R/SIDE (.035) SPORT. 1954-1984
	A-35344-73	35344-73	pk-5 THRUST WASHERS, MAINSHAFT R/SIDE (.040) SPORT. 1954-1984
	A-35345-52		pk-5 THRUST WASHERS, MAINSHAFT R/SIDE (.045) SPORT. 1954-1984
	A-35349-52	35349-52	pk-5 THRUST WASHERS, MAINSHAFT R/SIDE (.050) SPORT. 1954-1984
	A-35350-52	35350-52	pk-5 THRUST WASHERS, MAINSHAFT R/SIDE (.055) SPORT. 1954-1984
	A-35351-52	35351-52	pk-5 THRUST WASHERS, MAINSHAFT R/SIDE (.060) SPORT. 1954-1984
	A-35352-52	35352-52	pk-5 THRUST WASHERS, MAINSHAFT R/SIDE (.065) SPORT. 1954-1984
	A-35353-52	35353-52	pk-5 THRUST WASHERS, MAINSHAFT R/SIDE (.070) SPORT. 1954-1984
	A-35354-52	35354-52	pk-5 THRUST WASHERS, MAINSHAFT R/SIDE (.075) SPORT. 1954-1984
	A-35355-72	35355-72	pk-5 THRUST WASHERS, MAINSHAFT R/SIDE (.085) SPORT. 1954-1984
	A-35356-72	35356-72	pk-5 THRUST WASHERS, MAINSHAFT R/SIDE (.090) SPORT. 1954-1984
30	A-35356-86	35356-85	pk-5 WASHER, MAINSHAFT 3RD GEAR, **4-SPEED** SPORT. 1986-1990
31	A-35357-82	35357-82	pk-5 THRUST WASHERS, MAINSHAFT R/SIDE (.098) SPORT. 1979-1984
	A-35358-82	35358-82	pk-5 THRUST WASHERS, MAINSHAFT R/SIDE (.107) SPORT. 1979-1984
	A-35359-82	35359-82	pk-5 THRUST WASHERS, MAINSHAFT R/SIDE (.116) SPORT. 1979-1984
	A-35360-82	35360-82	pk-5 THRUST WASHERS, MAINSHAFT R/SIDE (.125) SPORT. 1979-1984
	A-35360-92		pk-5 THRUST WASHERS, MAINSHAFT R/SIDE (.130) SPORT. 1979-1984
	A-35360-SET		set-4 THRUST WASHERS, MAINSHAFT RIGHT SIDE, SPORT. 1979-1984 SET INCLUDES: (1ea) 35357-82, 35358-82, 35359-82, 35360-82
32	A-35361-56	35361-56	each THRUST WASHER, MAINSHAFT LEFT SIDE, SPORTSTER 1956-1979
33	A-35363-52	35363-52	pk-5 BEARING WASHERS, MAINSHAFT ROLLERS, SPORTSTER 1952-1984
34	A-35364-56	35364-56	pk-5 WASHER, MAINSHAFT 3RD GEAR, SPORTSTER 1956-1985
35	A-35380-84	35380-84	pk-5 THRUST WASHER, MAINSHAFT R/SIDE (.0965) SPORT. 1984-1990
	A-35381-84	35381-84	pk-5 THRUST WASHER, MAINSHAFT R/SIDE (.0905) SPORT. 1984-1990
	A-35382-84	35382-84	pk-5 THRUST WASHER, MAINSHAFT R/SIDE (.0845) SPORT. 1984-1990
	A-35383-84	35383-84	pk-5 THRUST WASHER, MAINSHAFT R/SIDE (.0795) SPORT. 1984-1990
	A-35384-84	35384-84	pk-5 THRUST WASHER, MAINSHAFT R/SIDE (.0725) SPORT. 1984-1990
	A-35385-84	35385-84	pk-5 THRUST WASHER, MAINSHAFT R/SIDE (.0675) SPORT. 1984-1990
	A-35385-SET		set-6 THRUST WASHER, MAINSHAFT RIGHT SIDE, SPORTSTER 1984-1990 SET INCLUDES: (1ea) 35380-84, 35381-84, 35382-84, 35383-84, 35384-84, 35385-84
36	A-35961-52	35961-52	each BEARING, MAINSHAFT & COUNTERSHAFT (OPEN END) SP 1954-1990
37	W-14-452	37448-67	each CLUTCH GEAR (17 TOOTH) SPORTSTER 1967-1970 **IMPORTED**
	W-14-454	37448-71	each CLUTCH GEAR (17 TOOTH) SPORTSTER 1971-1978 **IMPORTED**
	74-0910	37448-71	each CLUTCH GEAR (17 TOOTH) SPORTSTER 1971-1978 **ANDREWS**
	W-14-456	37448-79	each CLUTCH GEAR (17 TOOTH) SPORTSTER 1979-1984 **IMPORTED**
	74-0912	37448-79	each CLUTCH GEAR (17 TOOTH) SPORTSTER 1979-1984 **ANDREWS**
	W-14-458	37448-84A	each CLUTCH GEAR (17 TOOTH) SPORTSTER 1984-1986 **IMPORTED**
	W-14-450	37449-56	each CLUTCH GEAR (17 TOOTH) SPORTSTER 1956-1969 **IMPORTED**
38	A-37458-52	37458-52	each BUSHING, CLUTCH GEAR, SPORTSTER 1954-1985
39	A-37531-56B	37531-56B	pk-5 OIL SEALS, CLUTCH GEAR, SPORTSTER 1956-1969


****SEE PAGE 277, 278 FOR COMPLETE LIST OF SPROCKETS****

****EASTERN MOTORCYCLE PARTS****

****TRANSMISSION****

****MAINSHAFT****

****SPORTSTER 1954-1990****



A-35385-SET

A-37458-52

A-35360-SET

A-35041-84

A-35326-SET

W-14-182A

****ALL PARTS SHOWN ARE MADE IN THE U.S.A.****

EASTERN MOTORCYCLE PARTS

TRANSMISSION

COUNTERSHAFT

SPORTSTER 1954-1990

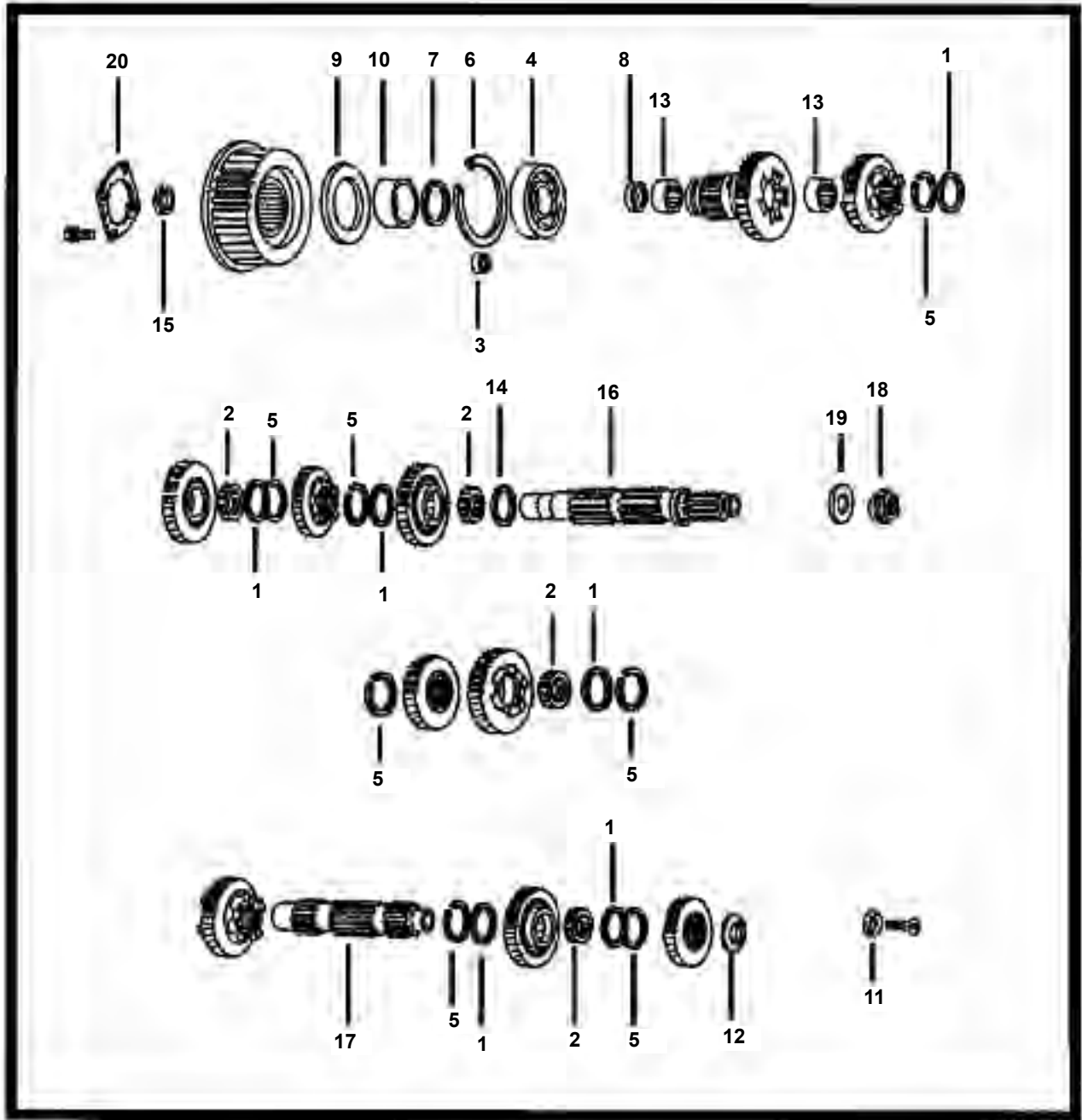
<u>DIAGRAM NUMBER</u>	<u>EASTERN NUMBER</u>	<u>REPLACES OEM</u>	<u>DESCRIPTION</u>		
8	W-14-211	35760-73	each	GEAR, COUNTERSHAFT LOW (17T) SPORT. 1973-1984**IMPORTED**	
	74-0856	35760-73	each	GEAR, COUNTERSHAFT LOW (17T) SPORT. 1973-1984 **ANDREWS**	
	W-14-212	35760-84A	each	GEAR, COUNTERSHAFT LOW (17T) SPORT. 1984-1990 **IMPORTED**	
9	A-35787-52	35787-52	each	BUSHING, COUNTERSHAFT LOW GEAR, SPORTSTER 1952-1972	
	A-35787-72	35787-72	each	BUSHING, COUNTERSHAFT LOW GEAR, SPORTSTER 1972-1985	
10	A-35809-58	35809-58	pk-5	SPACER, COUNTERSHAFT GEAR *4-SPEED* SPORTSTER 1958-1990	
11	A-35818-72	35818-72	pk-5	THRUST WASHERS, COUNTERSHAFT (.020) SPORTSTER 1954-1984	
	A-35819-72	35819-72	pk-5	THRUST WASHERS, COUNTERSHAFT (.030) SPORTSTER 1954-1984	
	A-35820-52	35820-52	pk-5	THRUST WASHERS, COUNTERSHAFT (.050) SPORTSTER 1954-1984	
	A-35821-52	35821-52	pk-5	THRUST WASHERS, COUNTERSHAFT (.055) SPORTSTER 1954-1984	
	A-35821-72	35821-72	pk-5	THRUST WASHERS, COUNTERSHAFT (.040) SPORTSTER 1954-1984	
	A-35824-52	35824-52	pk-5	THRUST WASHERS, COUNTERSHAFT (.060) SPORTSTER 1954-1984	
	A-35825-52	35825-52	pk-5	THRUST WASHERS, COUNTERSHAFT (.065) SPORTSTER 1954-1984	
	A-35828-52	35828-52	pk-5	THRUST WASHERS, COUNTERSHAFT (.070) SPORTSTER 1954-1984	
	A-35829-52	35829-52	pk-5	THRUST WASHERS, COUNTERSHAFT (.075) SPORTSTER 1954-1984	
	A-35830-72	35830-72	pk-5	THRUST WASHERS, COUNTERSHAFT (.080) SPORTSTER 1954-1984	
	12	A-35836-55	35836-55	pk-5	THRUST WASHERS, COUNTERSHAFT (.075) SPORTSTER 1955-1984
		A-35838-55	35838-55	pk-5	THRUST WASHERS, COUNTERSHAFT (.085) SPORTSTER 1955-1984
		A-35839-55	35839-55	pk-5	THRUST WASHERS, COUNTERSHAFT (.100) SPORTSTER 1955-1984
		A-35840-52	35840-52	pk-5	THRUST WASHERS, COUNTERSHAFT (.065) SPORTSTER 1955-1984
		A-35840-SET		set-4	THRUST WASHERS, COUNTERSHAFT LOW, SPORTSTER 1955-1984 SET INCLUDES: (1ea) 35836-55, 35838-55, 35839-55, 35840-52
14	A-35845-84	35845-84	pk-5	THRUST WASHER, COUNTERSHAFT LOW GEAR (.047) SP. 1984-1986	
	A-35846-84	35846-84	pk-5	THRUST WASHER, COUNTERSHAFT LOW GEAR (.056) SP. 1984-1986	
	A-35847-84	35847-84	pk-5	THRUST WASHER, COUNTERSHAFT LOW GEAR (.066) SP. 1984-1986	
	A-35848-84	35848-84	pk-5	THRUST WASHER, COUNTERSHAFT LOW GEAR (.080) SP. 1984-1986	
	A-35848-SET		set-4	THRUST WASHER, COUNTERSHAFT LOW GEAR, SPORT. 1984-1986 SET INCLUDES: (1ea) 35845-84, 35846-84, 35847-84, 35848-84	
15	A-35860-86	35860-86	pk-5	SPACER, COUNTERSHAFT, 4-SPEED (.055) SPORTSTER 1986-1990	
	A-35861-86	35861-86	pk-5	SPACER, COUNTERSHAFT, 4-SPEED (.050) SPORTSTER 1986-1990	
	A-35862-86	35862-86	pk-5	SPACER, COUNTERSHAFT, 4-SPEED (.045) SPORTSTER 1986-1990	
	A-35863-86	35863-86	pk-5	SPACER, COUNTERSHAFT, 4-SPEED (.040) SPORTSTER 1986-1990	
	A-35864-86	35864-86	pk-5	SPACER, COUNTERSHAFT, 4-SPEED (.035) SPORTSTER 1986-1990	
	A-35865-86	35865-86	pk-5	SPACER, COUNTERSHAFT, 4-SPEED (.030) SPORTSTER 1986-1990	
	A-35865-SET		set-6	SPACERS, COUNTERSHAFT, 4-SPEED, SPORTSTER 1986-1990 SET INCLUDES: (1ea) 35860-86, 35861-86, 35862-86, 35863-86, 35864-86, 35865-86	
16	A-35860-92	35860-92	pk-5	SPACER, COUNTERSHAFT, **INSIDE** (.055) SPORTSTER 1984-1990	
	A-35861-92	35861-92	pk-5	SPACER, COUNTERSHAFT, **INSIDE** (.050) SPORTSTER 1984-1990	
	A-35862-92	35862-92	pk-5	SPACER, COUNTERSHAFT, **INSIDE** (.045) SPORTSTER 1984-1990	
	A-35863-92	35863-92	pk-5	SPACER, COUNTERSHAFT, **INSIDE** (.040) SPORTSTER 1984-1990	
	A-35864-92	35864-92	pk-5	SPACER, COUNTERSHAFT, **INSIDE** (.035) SPORTSTER 1984-1990	
	A-35865-92	35865-92	pk-5	SPACER, COUNTERSHAFT, **INSIDE** (.030) SPORTSTER 1984-1990	
	A-35866-92	35866-92	pk-5	SPACER, COUNTERSHAFT, **OUTSIDE** (.055) SPORT. 1984-1990	
	A-35867-92	35867-92	pk-5	SPACER, COUNTERSHAFT, **OUTSIDE** (.050) SPORT. 1984-1990	
	A-35868-92	35868-92	pk-5	SPACER, COUNTERSHAFT, **OUTSIDE** (.045) SPORT. 1984-1990	
	A-35869-92	35869-92	pk-5	SPACER, COUNTERSHAFT, **OUTSIDE** (.040) SPORT. 1984-1990	
	A-35870-92	35870-92	pk-5	SPACER, COUNTERSHAFT, **OUTSIDE** (.035) SPORT. 1984-1990	
	A-35871-92	35871-92	pk-5	SPACER, COUNTERSHAFT, **OUTSIDE** (.030) SPORT. 1984-1990	
	A-35872-SET		set-12	SPACERS, COUNTERSHAFT, **INSIDE & OUTSIDE** SP. 1984-1990 SET INCLUDES (1ea) OF THE ABOVE, INSIDE & OUTSIDE WASHERS	
17	A-35960-54	35960-54	each	BEARING, COUNTERSHAFT (CLOSED END) SPORTSTER 1954-1990	
18	A-35961-52	35961-52	each	BEARING, MAINSHAFT & COUNTERSHAFT (OPEN END) SP 1954-1990	

****EASTERN MOTORCYCLE PARTS****

****TRANSMISSION****

****5-SPEED****

****SPORTSTER 1991-2005****



****CONTINUED NEXT PAGE****


****EASTERN MOTORCYCLE PARTS****

****TRANSMISSION****

****5-SPEED****

****SPORTSTER 1991-2005****

DIAGRAM NUMBER	EASTERN NUMBER	REPLACES OEM	DESCRIPTION
1	A-6003	6003	pk-5 THRUST WASHER, M/S & C/SHAFT SPORTSTER 1991-PRESENT
2	A-8876A	8876A	pk-4 BEARING, MAIN / COUNTERSHAFT, SPORTSTER 1991-2005
3	A-8977	8977	each BEARING, CLUTCH SIDE, 5-SPEED, SPORTSTER 1991-2005
4	A-8996	8996	each BEARING, CLUTCH SIDE, 5-SPEED, SPORTSTER 1991-2005
5	A-11067	11067	pk-10 RETAINING RING, M/S & COUNTERSHAFT, SPORTSTER 1991-PRES.
6	A-11161	11161	pk-10 RETAINING RING, MAINSHAFT BEARING, SPORTSTER 1991-PRES
7	A-11165	11165	pk-10 QUAD SEAL, BALL BEARING, SPORTSTER 1991-2005
8	A-12030	12030	pk-5 OIL SEAL, MAIN DRIVE GEAR, SPORTSTER 1991-2005
9	A-12050	12050	pk-5 OIL SEAL, MAINSHAFT, SPORTSTER 1991-1994
10	A-33334-85	33334-85	each SPACER, MAINSHAFT SPROCKET, SPORTSTER 1991-1994
	A-33344-94	33344-94	each SPACER, MAINSHAFT SPROCKET, SPORTSTER 1995-2006
11	A-35020-89	35020-89	pk-5 RETAINER, COUNTERSHAFT **5-SPEED** SPORTSTER 1991-2005
12	A-35022-89A	35022-89A	pk-5 SPACER, COUNTERSHAFT, 4TH GEAR, SPORTSTER 1991-2003
	A-35133-04	35133-04	pk-5 SPACER, COUNTERSHAFT, 4TH GEAR, SPORTSTER 2004-2005
13	A-35051-89	35051-89	each BEARING, MAIN DRIVE GEAR, SPORTSTER 1991-PRESENT
14	A-35063-89	35063-89	pk-5 SPACER, MAINSHAFT, 4TH GEAR, SPORTSTER 1991-2005
15	A-35211-91	35211-91	each NUT, SPROCKET DRIVE GEAR, SPORTSTER 1991-PRESENT
16	A-35640-89	35640-89	each MAINSHAFT, 5-SPEED, SPORTSTER 1991-2005 **EASTERNS**
	74-0565	35640-89	each MAINSHAFT, 5-SPEED, SPORTSTER 1991-2005 **ANDREWS**
17	A-35641-89	35641-89	each COUNTERSHAFT, 5-SPEED, SPORTSTER 1991-2005 **EASTERNS**
	74-0560	35641-89	each COUNTERSHAFT, 5-SPEED, SPORTSTER 1991-2005 **ANDREWS**
18	A-37495-91	37495-91	each NUT, MAINSHAFT TO CLUTCH HUB, SPORTSTER 1991-PRESENT
19	A-37870-91	37870-91	each SPRING WASHER, CLUTCH HUB & MAINSHAFT, SPORTSTER 1991-P.
20	A-40251-92	40251-92	each LOCK PLATE, SPROCKET, SPORTSTER 1992-PRESENT
	A-33354-08	33354-08	each SPACER, MAIN DRIVE GEAR, W/O-RING, SPORTSTER 2008-PRES.



****MAINSHAFT AND COUNTERSHAFT ARE MANUFACTURED BY EASTERN****

5120 HILDA ROAD* BLACKVILLE, S.C. 29817* 803-284-3304

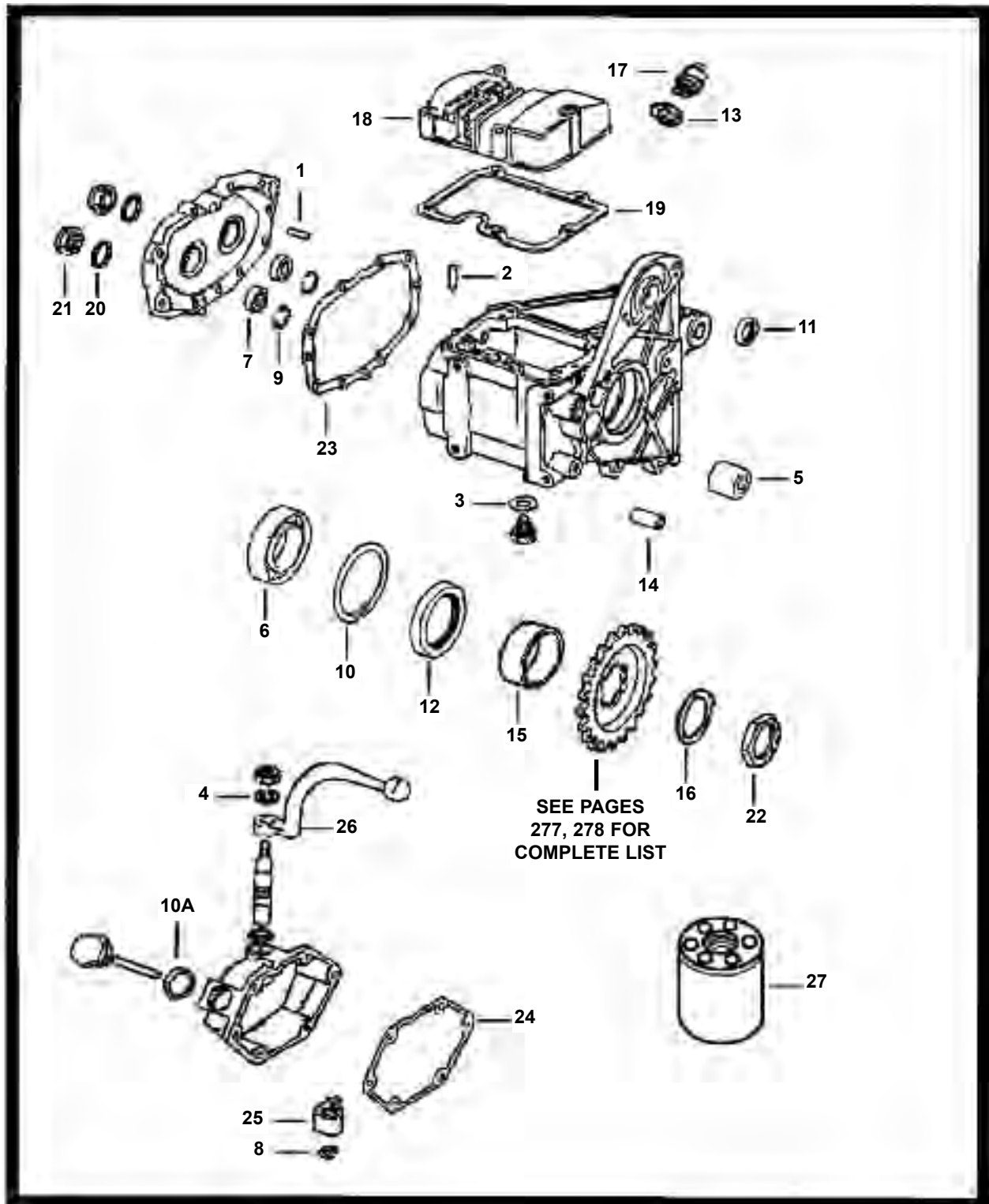
Pg 221

****EASTERN MOTORCYCLE PARTS****

****TRANSMISSION****

****HOUSING****

****BIG TWIN 1979-E/1984****



****CONTINUED NEXT PAGE****

5120 HILDA ROAD* BLACKVILLE, S.C. 29817* 803-284-3304

Pg 222

****EASTERN MOTORCYCLE PARTS****

****TRANSMISSION****

****HOUSING****

****BIG TWIN 1979-E/1984****

<u>DIAGRAM NUMBER</u>	<u>EASTERN NUMBER</u>	<u>REPLACES OEM</u>		<u>DESCRIPTION</u>
1	A-375	375	pk-10	DOWEL PINS, TRANSMISSION CASE **.308 x .690 LONG** B/T-SPORT
2	A-609	609	pk-25	ROLL PINS **.375 X 5/16" LONG** BIG TWIN 1980-2006
3	A-6007	6007	pk-10	NYLON WASHER **.5/8 X 15/16 X 3/32 THICK** BIG TWIN 1987-1994
4	36-0214	7041	pk-100	LOCK WASHERS, REGULAR 5/16, **ZINC PLATED**
5	A-8977	8977	each	BEARING, COUNTERSHAFT CLUTCH SIDE, BIG TWIN 1980-PRESENT
6	A-8978	8978	each	BEARING, MAINSHAFT CLUTCH SIDE, BIG TWIN 1980-1984
7	A-8998	8998	each	BEARING, RIGHT SIDE HOUSING, BIG TWIN 1980-1999
8	A-11019	11019	pk-10	RETAINING RING, CLUTCH LEVER & DETENT PLATE, B/T 1980-1986
9	A-11020	11020	pk-10	RETAINING RING, BEARING HOUSING, BIG TWIN 1980-1993
10	A-11057	11057	pk-10	RETAINING RING, MAINSHAFT BALL BEARING, BIG TWIN 1980-1984
10A	A-11178	11178	pk-10	O-RING, OIL FILLER PLUG, BIG TWIN 1987-1992
11	A-12043	12043	pk-10	OIL SEAL, STARTER SHAFT TO TRANSMISSION, BIG TWIN 1980-1984
12	A-12044	12044A	pk-10	OIL SEAL, MAINSHAFT CLUTCH SIDE, BIG TWIN 1980-1984
13	A-33043-80	33043-80	pk-10	WASHER, NEUTRAL SWITCH **NYLON** BIG TWIN 1980-1997
14	A-33114-79	33114-79	pk-5	SPACER TO PRIMARY COVER, BIG TWIN 1980-PRESENT
15	A-33334-79	33334-79	each	SPACER, SPROCKET, BIG TWIN 1979-E/1984
16	A-33335-79	33335-79	pk-10	LOCK TAB, TRANSMISSION SPROCKET, BIG TWIN 1980-1983
17	A-33900-59	33900-59	each	NEUTRAL SWITCH, INDICATOR LIGHT, BIG TWIN 1959-1986
18	A-34466-82	34462-79A	each	TOP COVER, **CHROME** BIG TWIN 1980-1986
19	L-3-898	34904-79	pk-10	GASKETS, UPPER COVER, BIG TWIN 1980-1985
20	A-35076-79	35076-79	pk-10	SPACER, BEARING HOUSING, BIG TWIN 1980-2006
21	A-35078-79	35078-79	pk-5	NUT, MAINSHAFT & COUNTERSHAFT, BIG TWIN 1980-PRESENT
22	A-35211-36	35211-36	each	NUT, SPROCKET TO DRIVE GEAR, BIG TWIN 1936-1984
23	L-3-899	35652-79A	pk-10	GASKETS, BEARING HOUSING, BIG TWIN 1980-1998
24	L-3-897	36801-79	pk-10	GASKETS, RIGHT SIDE COVER, BIG TWIN 1980-1986
25	A-37084-79	37084-79	each	RELEASE FINGER, BIG TWIN 1980-1986
26	J-1-175	37096-83	each	CLUTCH RELEASE LEVER, **CHROME** BIG TWIN 1980-1986
27	A-63805-80	63805-80	each	OIL FILTER, MEDIUM FILTER **BLACK** BIG TWIN 1980-1992
	A-63806-83B	63806-83	each	OIL FILTER, LOW RESTRICTION **BLACK** BIG TWIN 1980-1986
	A-63806-83C	63806-83	each	OIL FILTER, LOW RESTRICTION **CHROME** BIG TWIN 1980-1986
	A-63810-80B	63810-80	each	OIL FILTER, SHORT FILTER **BLACK** BIG TWIN 1982-1986
	A-63810-80C	63782-80	each	OIL FILTER, SHORT FILTER **CHROME** BIG TWIN 1982-1986

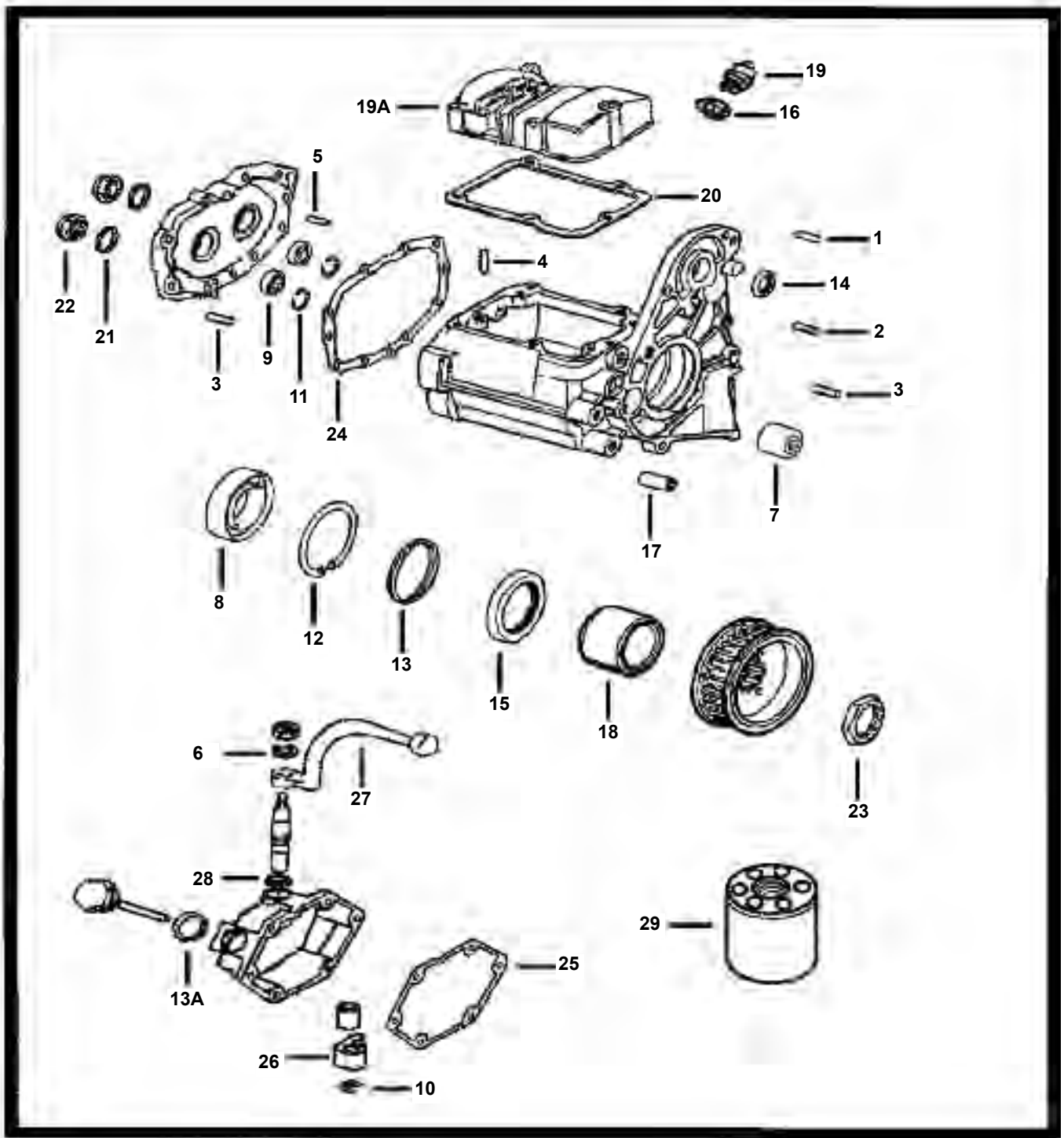
****SEE PAGE 277, 278 FOR COMPLETE LIST OF SPROCKETS****

****EASTERN MOTORCYCLE PARTS****

****TRANSMISSION****

****HOUSING****

****BIG TWIN 1984-1986****



****CONTINUED NEXT PAGE****

****EASTERN MOTORCYCLE PARTS****

****TRANSMISSION****

****HOUSING****

****BIG TWIN 1984-1986****

<u>DIAGRAM NUMBER</u>	<u>EASTERN NUMBER</u>	<u>REPLACES OEM</u>	<u>DESCRIPTION</u>
1	A-335	335	pk-10 DOWEL PINS **5/16 X .570 LONG** BIG TWIN-SPORTSTER
2	A-336	336	pk-10 DOWEL PINS, TRANSMISSION CASE, BIG TWIN-SPORTSTER
3	A-375	375	pk-10 DOWEL PINS, TRANSMISSION CASE ** .308 x .690 LONG** B/T-SPORT
4	A-609	609	pk-25 ROLL PINS **3/8 X 5/16" LONG** BIG TWIN 1980-2006
5	A-634	634	pk-25 ROLL PINS **.325 X 3/4" LONG** BIG TWIN-SPORTSTER
6	36-0214	7041	pk-100 LOCK WASHERS, REGULAR 5/16, **ZINC PLATED**
7	A-8977	8977	each BEARING, COUNTERSHAFT CLUTCH SIDE, BIG TWIN 1980-PRESENT
8	A-8996	8996	each BEARING, MAINSHAFT CLUTCH SIDE, BIG TWIN 1984-2006
9	A-8998	8998	each BEARING, RIGHT SIDE HOUSING, BIG TWIN 1980-1999
10	A-11019	11019	pk-10 RETAINING RING, CLUTCH LEVER & DETENT PLATE, B/T 1980-1986
11	A-11020	11020	pk-10 RETAINING RING, BEARING HOUSING, BIG TWIN 1980-1993
12	A-11161	11161	pk-10 RETAINING RING, M/SHAFT BALL BEARING, BIG TWIN 1984-PRES.
13	A-11165	11165	pk-10 QUAD SEAL, BALL BEARING, BIG TWIN 1984-2006
13A	A-11178	11178	pk-10 O-RING, OIL FILLER PLUG, BIG TWIN 1987-1992
14	A-12051	12051	pk-5 OIL SEAL, STARTER SHAFT, **5-SPEED** BIG TWIN 1984-1990
15	A-12050	12050	pk-5 OIL SEAL, STARTER SHAFT, **5-SPEED** BIG TWIN 1984-1994
16	A-33043-80	33043-80	pk-10 WASHER, NEUTRAL SWITCH **NYLON** BIG TWIN 1980-1997
17	A-33114-79	33114-79	pk-5 SPACER TO PRIMARY COVER **5-SPEED** BIG TWIN 1980-PRES.
18	A-33334-85	33334-85	each SPACER, SPROCKET **5-SPEED** BIG TWIN 1984-1994
19	A-33900-59	33900-59	each NEUTRAL SWITCH, INDICATOR LIGHT, BIG TWIN 1959-1986
19A	A-34466-82	34462-79A	each TOP COVER, (5-SPEED) **CHROME** BIG TWIN 1980-1986
20	L-3-901	34904-86	pk-10 GASKET, UPPER TRANSMISSION COVER, BIG TWIN 1986-PRESENT
21	A-35076-79	35076-79	pk-10 SPACER, BEARING HOUSING, BIG TWIN 1980-2006
22	A-35078-79	35078-79	pk-5 NUT, MAINSHAFT & COUNTERSHAFT, BIG TWIN 1980-PRESENT
23	A-35211-36	35211-36	each NUT, SPROCKET TO DRIVE GEAR, BIG TWIN 1936-1984
24	L-3-899	35652-79A	pk-10 GASKETS, BEARING HOUSING **5-SPEED** BIG TWIN 1980-1998
25	L-3-897	36801-79	pk-10 GASKETS, RIGHT SIDE COVER, BIG TWIN 1980-1986
26	A-37084-79	37084-79	each RELEASE FINGER, **5-SPEED** BIG TWIN 1980-1986
27	J-1-175	37096-85	each CLUTCH RELEASE LEVER, **CHROME** BIG TWIN 1980-1986
28	A-37101-84	37101-84	pk-5 OIL SEAL, SHIFTER SHAFT LEVER, BIG TWIN 1984-1986
29	A-63796-77	63796-77	each OIL FILTER, MEDIUM FILTER **CHROME** BIG TWIN 1980-1999
	A-63805-80	63805-80	each OIL FILTER, MEDIUM FILTER **BLACK** BIG TWIN 1980-1992
	A-63806-83B	63806-83	each OIL FILTER, LOW RESTRICTION **BLACK** BIG TWIN 1980-1986
	A-63806-83C	63806-83	each OIL FILTER, LOW RESTRICTION **CHROME** BIG TWIN 1980-1986
	A-63810-80B	63810-80	each OIL FILTER, SHORT FILTER **BLACK** BIG TWIN 1982-1986
	A-63810-80C	63782-80	each OIL FILTER, SHORT FILTER **CHROME** BIG TWIN 1982-1986

****PARTS THAT ARE NOT SHOWN IN DRAWING****

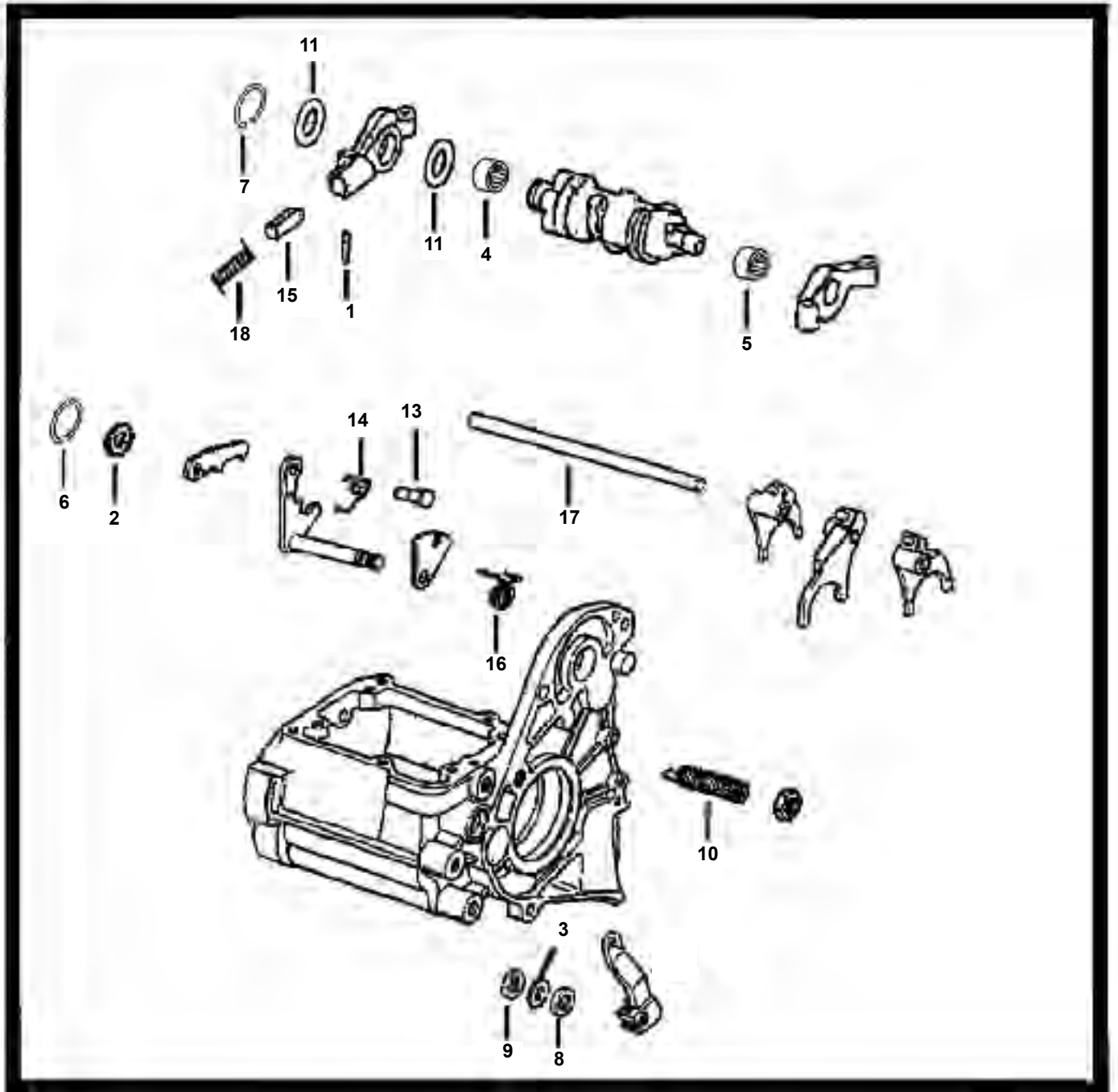
A-6007	6007	pk-10	NYLON WASHER **5/8 X 15/16 X 3/32 THICK** BIG TWIN 1987-PRES.
A-8873	8873	pk-25	BALL BEARING, INNER & OUTER CLUTCH RAMP
A-10998	10998	pk-10	RETAINING RING, CLUTCH RAMP **5-SPEED** BIG TWIN 1987-PRES.
A-11179	11179	pk-10	O-RING, CLUTCH CABLE, BIG TWIN 1987-PRESENT
L-3-900	36801-87A	pk-10	GASKETS, RIGHT SIDE COVER **5-SPEED** BIG TWIN 1987-PRES.

****EASTERN MOTORCYCLE PARTS****

****TRANSMISSION****

****GEAR SHIFTER****

****BIG TWIN 1984-1990****



****CONTINUED NEXT PAGE****


****EASTERN MOTORCYCLE PARTS****

****TRANSMISSION****

****GEAR SHIFTER****

****BIG TWIN 1984-1990****

DIAGRAM NUMBER	EASTERN NUMBER	REPLACES OEM	DESCRIPTION
1	A-601	601	pk-25 ROLL PINS **1/8 X 3/4" LONG**
2	A-6016	6016	pk-25 WASHERS **11/32 X 11/16 X 1/16 THICK** (ZINC PLATED)
3	A-6497HW	6497HW	pk-25 WASHERS **7/16 X 1-1/8 X 3/64 THICK** (ZINC PLATED)
4	A-9114	9114	each BEARING, RIGHT CAM SUPPORT, BIG TWIN 1980-1986
5	A-9115	9115	each BEARING, LEFT CAM SUPPORT, BIG TWIN 1980-1986
6	A-11016	11016	pk-10 RETAINING RING, SHIFTER LEVER PIN BIG TWIN 1980-2001
7	A-11083	11083	pk-10 RETAINING RING, SHIFTER CAM, BIG TWIN 1980-PRESENT
8	A-11150	11150	pk-10 RETAINING RING, SHIFTER ROD LEVER, BIG TWIN 1984-PRESENT
9	A-12045	12045	pk-5 OIL SEAL, SHIFTER SHAFT LEVER, BIG TWIN 1980-2006
10	A-33119-79B	33119-79B	each ADJUSTING SCREW, SHIFTER ARM, BIG TWIN 1980-2000
11	A-33205-80	33205-80	pk-5 THRUST WASHER, SHIFTER CAM **.017 THICK** BIG TWIN 1980-2002
	A-33206-80	33206-80	pk-5 THRUST WASHER, SHIFTER CAM **.020 THICK** BIG TWIN 1980-2002
	A-33207-80	33207-80	pk-5 THRUST WASHER, SHIFTER CAM **.022 THICK** BIG TWIN 1980-2002
	A-33208-80	33208-80	pk-5 THRUST WASHER, SHIFTER CAM **.025 THICK** BIG TWIN 1980-2002
	A-33209-80	33209-80	pk-5 THRUST WASHER, SHIFTER CAM **.028 THICK** BIG TWIN 1980-2002
	A-33210-80	33210-80	pk-5 THRUST WASHER, SHIFTER CAM **.031 THICK** BIG TWIN 1980-2002
	A-33211-80	33211-80	pk-5 THRUST WASHER, SHIFTER CAM **.035 THICK** BIG TWIN 1980-2002
	A-33212-80	33212-80	pk-5 THRUST WASHER, SHIFTER CAM **.040 THICK** BIG TWIN 1980-2002
	A-33212-SET	set-8	THRUST WASHER SET, SHIFTER CAM **.017-.040** BIG TWIN 1980-02
13	A-34082-79	34082-79	pk-5 PIN, SHIFTER SHAFT LEVER **5-SPEED** BIG TWIN 1980-PRESENT
14	A-34083-79	34083-79	pk-10 SPRINGS, SHIFTER SHAFT LEVER, BIG TWIN 1980-PRESENT
15	A-34085-79A	34085-79A	each CAM FOLLOWER, BIG TWIN 1980-2000
16	A-34087-79A	34087-79A	pk-10 SPRINGS, SHIFTER SHAFT, BIG TWIN 1980-PRESENT
17	A-34088-79	34088-79	each SHAFT, SHIFTER FORKS, BIG TWIN 1980-1986
	A-34088-87	34088-87	each SHAFT, SHIFTER FORKS, BIG TWIN 1987-2006
18	A-34089-79	34089-79	pk-10 SPRINGS, CAM FOLLOWER, BIG TWIN 1980-2000

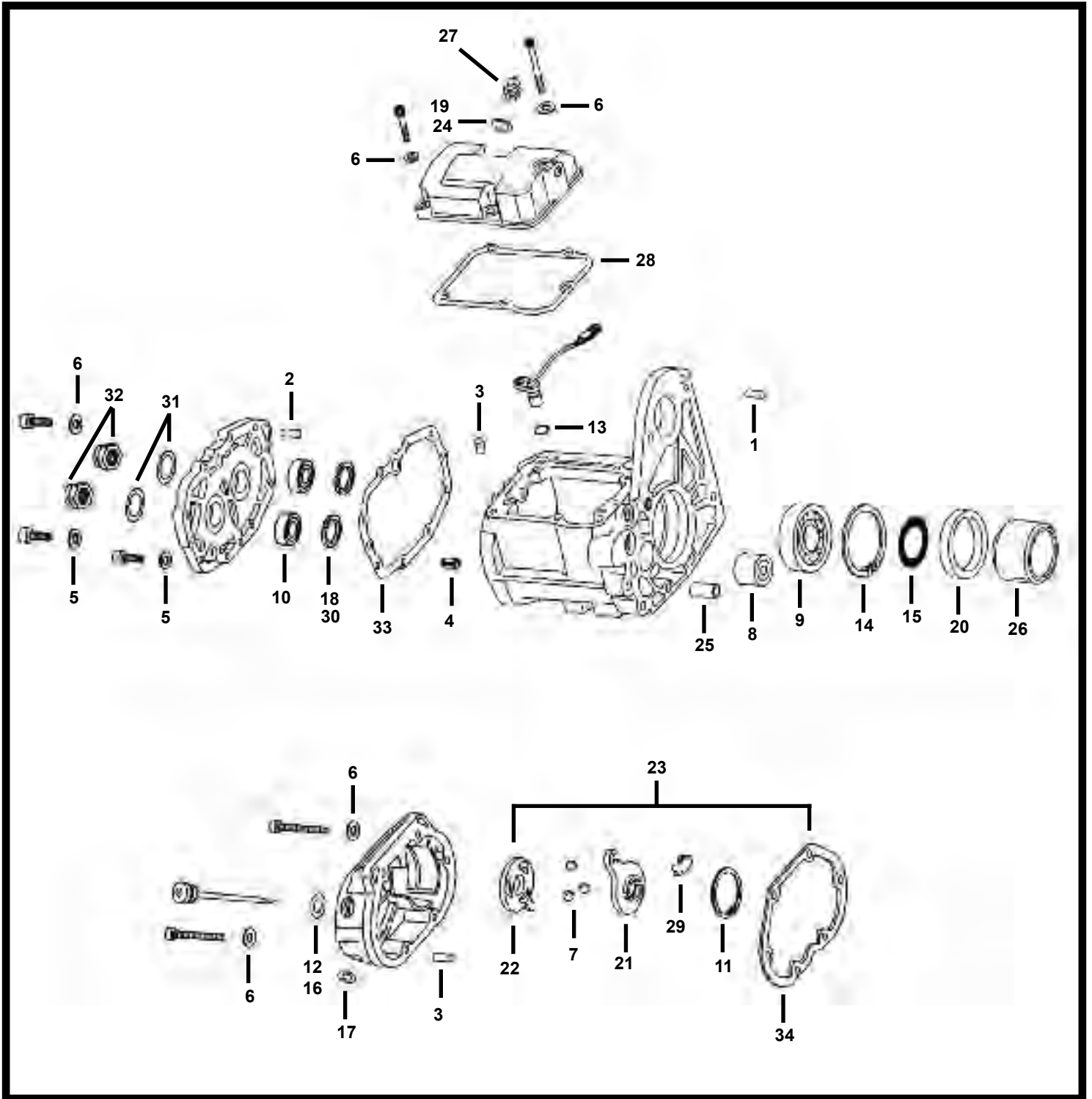


EASTERN MOTORCYCLE PARTS

TRANSMISSION

HOUSING

BIG TWIN 1987-1998



CONTINUED NEXT PAGE

EASTERN MOTORCYCLE PARTS

TRANSMISSION

HOUSING

BIG TWIN 1987-1998

<u>DIAGRAM NUMBER</u>	<u>EASTERN NUMBER</u>	<u>REPLACES OEM</u>	<u>DESCRIPTION</u>
1	A-337	337	pk-10 DOWEL PINS, **.312 X 1.001 LONG**
2	A-375	375	pk-25 DOWEL PINS, **.308 X .690 LONG**
3	A-609	609	pk-25 ROLL PINS, **.312 X 5/16** BIG TWIN 1980-2006
4	A-634	634	pk-25 ROLL PINS, **.325 X 4/4 LONG** (ZINC PLATED)
5	A-6016	6016	pk-25 WASHERS, **.11/32 X 11/16 X 1/16 THICK** (ZINC PLATED)
6	A-6099	6099	pk-25 WASHERS, **.11/4 X 7/16 X 1/16 THICK** (ZINC PLATED)
7	A-8873	8873	pk-25 BALL BEARING, CLUTCH RAMP, BIG TWIN 1987-1998
8	A-8977	8977	each BEARING, TRANSMISSION HOUSING, BIG TWIN 1980-PRESENT
9	A-8996	8996	each BEARING, MAINSHAFT, LEFT SIDE, BIG TWIN 1984-2006
10	A-8998	8998	each BEARING, HOUSING, RIGHT SIDE, BIG TWIN 1980-1999
11	A-10998	10998	pk-10 RETAINING RING, CLUTCH RAMP, BIG TWIN 1987-PRESENT
12	A-11132	11132	pk-10 O-RING, FILLER PLUG, BIG TWIN 1993-PRESENT
13	A-11140	11140	pk-10 O-RING, SPEEDOMETER SENSOR, BIG TWIN 1987-PRESENT
14	A-11161	11161	pk-5 RETAINING RING, MAINSHAFT BALL BEARING, BIG TWIN 1984-PRES.
15	A-11165	11165	pk-10 QUAD SEAL, BALL BEARING, BIG TWIN 1984-2006
16	A-11178	11178	pk-10 O-RING, FILLER PLUG, BIG TWIN 1987-1992
17	A-11179	11179	pk-10 O-RING, CLUTCH CABLE, BIG TWIN 1987-PRESENT
18	A-11020	11020	pk-10 RETAINING RING, BEARING HOUSING, BIG TWIN 1980-1993
19	A-11290	11290	pk-10 O-RING, NEUTRAL INDICATOR SWITCH, BIG TWIN 1998-PRESENT
20	A-12050	12050	pk-5 OIL SEAL, MAINSHAFT LEFT SIDE, BIG TWIN 1984-1994
	A-12067A	12067A	pk-5 OIL SEAL, MAINSHAFT LEFT SIDE, BIG TWIN 1994-2006
21	A-25452-87A	25452-87A	each CLUTCH RAMP **INNER** BIG TWIN 1987-PRESENT
22	A-25453-87A	25453-87A	each CLUTCH RAMP **OUTER** BIG TWIN 1987-PRESENT
23	A-25453-KIT		kit-8 CLUTCH RAMP KIT, BIG TWIN 1987-PRESENT, KIT INCLUDES: (3) 8873, (1) 10998, (1) 25452-87A, (1) 25453-87A, (1) 34920-86, (1) 36801-87A
24	A-33043-80	33043-80	pk-10 WASHER, INDICATOR SWITCH, BIG TWIN 1980-1997
25	A-33114-79	33114-79	pk-5 SPACER, BIG TWIN 1980-2000
26	A-33334-85	33334-85	each SPACER, SPROCKET, BIG TWIN 1984-1994
	A-33344-94	33344-94	each SPACER, SPROCKET, BIG TWIN 1995-2005
27	A-33900-59	33900-59	each SWITCH, NEUTRAL INDICATOR LIGHT, BIG TWIN 1987-1998
	A-33902-98	33902-98	each SWITCH, NEUTRAL INDICATOR LIGHT, BIG TWIN 1998-PRESENT
28	L-3-901	34904-86	pk-10 GASKET, UPPER COVER, BIG TWIN 1986-PRESENT
29	A-34920-86	34920-86	each COUPLING, CLUTCH CABLE, BIG TWIN 1987-PRESENT
30	A-35021-89	35021-89	pk-10 RETAINING RING, BEARING HOUSING, BIG TWIN 1980-1993
31	A-35076-79	35076-79	pk-10 SPACER BEARING HOUSING, BIG TWIN 1980-2006
32	A-35078-79	35078-78	pk-5 NUTS, MAINSHAFT & COUNTERSHAFT, BIG TWIN 1980-PRESENT
33	L-3-899	35652-79	pk-10 GASKETS, BEARING HOUSING, BIG TWIN 1980-1998
34	L-3-900	36801-87A	pk-10 GASKETS, RIGHT SIDE COVER, BIG TWIN 1987-1998

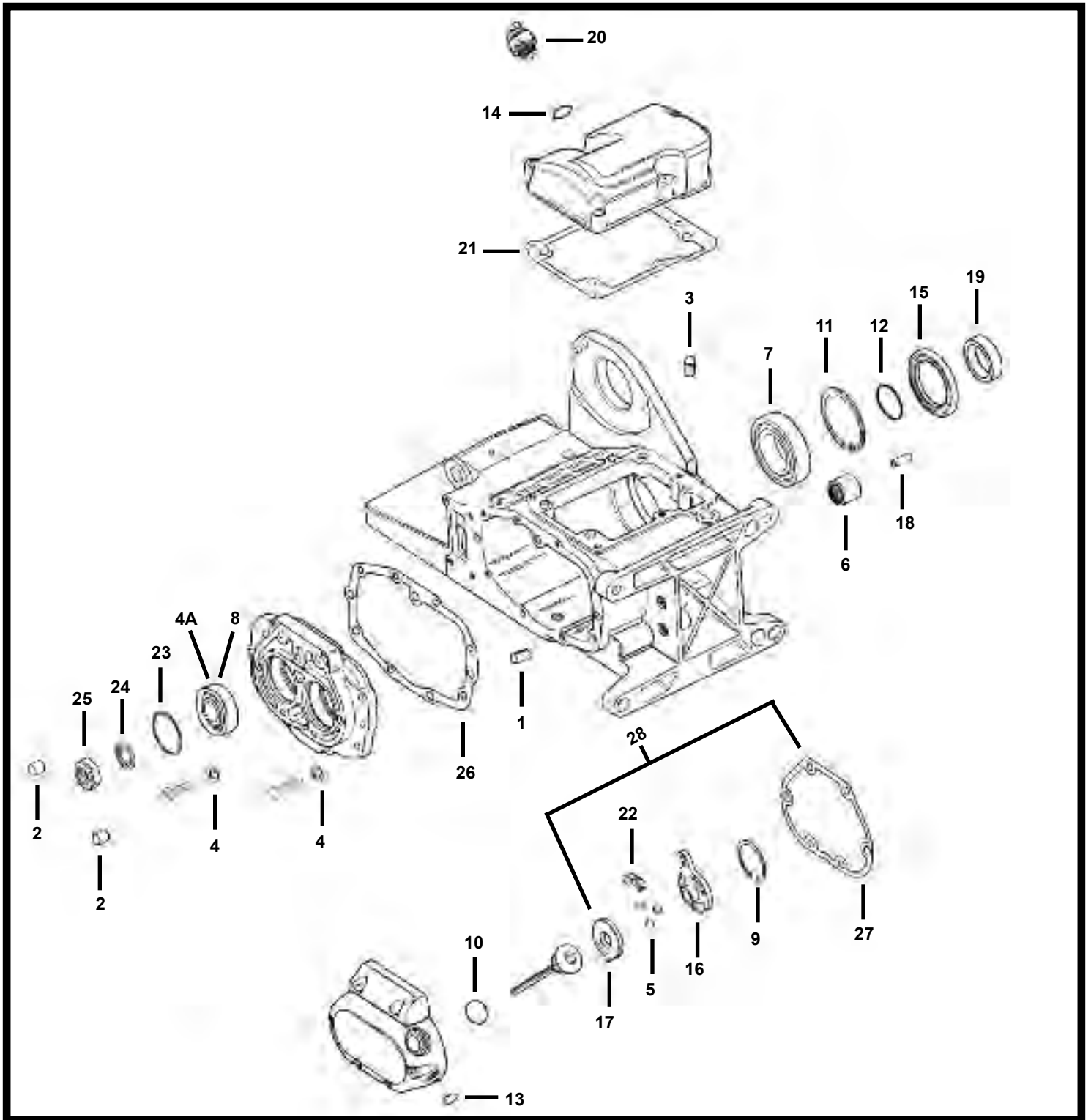


****EASTERN MOTORCYCLE PARTS****

****TRANSMISSION****

****HOUSING****

****BIG TWIN 1999-PRESENT****



****CONTINUED NEXT PAGE****

5120 HILDA ROAD* BLACKVILLE, S.C. 29817* 803-284-3304

Pg 230


EASTERN MOTORCYCLE PARTS

TRANSMISSION

HOUSING

BIG TWIN 1999-PRESENT

<u>DIAGRAM NUMBER</u>	<u>EASTERN NUMBER</u>	<u>REPLACES OEM</u>	<u>DESCRIPTION</u>
1	A-375	375	pk-25 DOWEL PINS, **.308 X .690 LONG**
2	A-609	609	pk-25 ROLL PINS, **.3/8 X 5/16** BIG TWIN 1980-2006
3	A-634	634	pk-25 ROLL PINS, **.325 X 4/4 LONG** (ZINC PLATED)
4	A-6016	6016	pk-25 WASHERS, **.11/32 X 11/16 X 1/16 THICK** (ZINC PLATED)
4A	A-8970	8970	each BEARING, RIGHT SIDE COUNTERSHAFT BIG TWIN 2006-P., SP. 2006-P.
5	A-8873	8873	pk-25 BALL BEARING, CLUTCH RAMP, BIG TWIN 1987-1998
6	A-8977	8977	each BEARING, TRANSMISSION HOUSING, BIG TWIN 1980-PRESENT
	* 40-0325	8963	each BEARING, CLUTCH SIDE (NEEDLE) BIG TWIN 2006-PRESENT
7	A-8996	8996	each BEARING, MAINSHAFT, LEFT SIDE, BIG TWIN 1984-2006
8	A-8992A	8992A	each BEARING, FOR BEARING HOUSING, BIG TWIN 1999-2006
9	A-10998	10998	pk-10 RETAINING RING, CLUTCH RAMP, BIG TWIN 1987-PRESENT
10	A-11132	11132	pk-10 O-RING, FILLER PLUG, BIG TWIN 1993-PRESENT
11	A-11161	11161	pk-5 RETAINING RING, MAINSHAFT BALL BEARING, BIG TWIN 1984-PRES.
12	A-11165	11165	pk-10 QUAD SEAL, BALL BEARING, BIG TWIN 1984-PRESENT
13	A-11179	11179	pk-10 O-RING, CLUTCH CABLE, BIG TWIN 1987-PRESENT
14	A-11290	11290	pk-10 O-RING, NEUTRAL INDICATOR SWITCH, BIG TWIN 1998-PRESENT
15	A-12067A	12067A	pk-5 OIL SEAL, MAINSHAFT LEFT SIDE, BIG TWIN 1994-2006
16	A-25452-87A	25452-87A	each CLUTCH RAMP **INNER** BIG TWIN 1987-PRESENT
17	A-25453-87A	25453-87A	each CLUTCH RAMP **OUTER** BIG TWIN 1987-PRESENT
18	A-33114-79	33114-79	pk-5 SPACER, BIG TWIN 1980-2000
19	A-33344-94	33344-94	each SPACER, SPROCKET, BIG TWIN 1995-2005
20	A-33902-98	33902-98	each SWITCH, NEUTRAL INDICATOR LIGHT, BIG TWIN 1998-PRESENT
	A-33904-00	33904-00	each SWITCH, NEUTRAL INDICATOR LIGHT, BIG TWIN 2000-2006
21	L-3-901	34904-86	pk-10 GASKET, UPPER COVER, BIG TWIN 1986-PRESENT
22	A-34920-86	34920-86	each COUPLING, CLUTCH CABLE, BIG TWIN 1987-PRESENT
23	A-35087-99A	35087-99A	pk-10 RETAINING RING, ACCESS DOOR, BIG TWIN 1999-PRESENT
24	A-35076-79	35076-79	pk-10 SPACER BEARING HOUSING, BIG TWIN 1980-2006
25	A-35078-79	35078-78	pk-5 NUTS, MAINSHAFT & COUNTERSHAFT, BIG TWIN 1980-PRESENT
26	47-0654	35653-98	pk-10 GASKETS, BEARING HOUSING, BIG TWIN 1999-2006
27	L-3-900	36801-87A	pk-10 GASKETS, RIGHT SIDE COVER, BIG TWIN 1987-1998
28	A-25453-KIT		kit-8 CLUTCH RAMP KIT, BIG TWIN 1987-PRESENT, KIT INCLUDES: (3) 8873, (1) 10998, (1) 25452-87A, (1) 25453-87A, (1) 34920-86, (1) 36801-87A

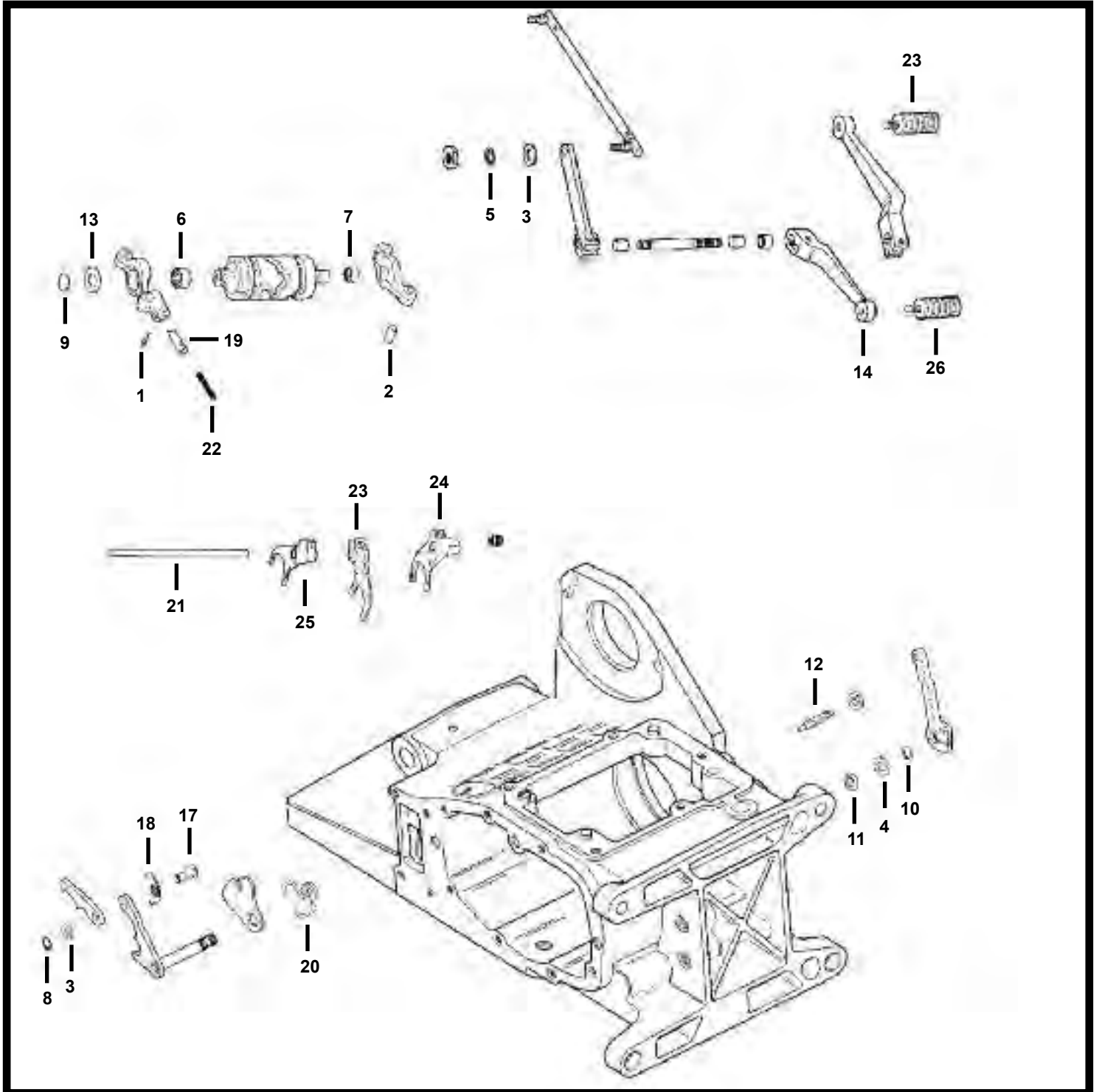


****EASTERN MOTORCYCLE PARTS****

****TRANSMISSION****

****GEAR SHIFTER****

****BIG TWIN 1999-2000****



****CONTINUED NEXT PAGE****

5120 HILDA ROAD* BLACKVILLE, S.C. 29817* 803-284-3304

Pg 232


EASTERN MOTORCYCLE PARTS

TRANSMISSION

GEAR SHIFTER

BIG TWIN 1999-2000

DIAGRAM NUMBER	EASTERN NUMBER	REPLACES OEM	DESCRIPTION
1	A-601	601	pk-25 ROLL PINS, **1/8 X 3/4** (ZINC PLATED)
2	A-609	609	pk-25 ROLL PINS, **3/8 X 5/16** BIG TWIN 1980-2006
3	A-6016	6016	pk-25 WASHER **11/32 X 11/16 X 1/16" THICK** (ZINC PLATED)
4	A-6497HW	6497HW	pk-25 WASHER **7/16 X 1-1/8 X 3/64" THICK** (ZINC PLATED)
5	36-0214	7041	pk-100 LOCK WASHER **REGULAR 5/16** (ZINC PLATED)
6	A-9114	9114	each BEARING, RIGHT CAM SUPPORT, BIG TWIN 1980-2000
7	A-9115	9115	each BEARING, LEFT CAM SUPPORT, BIG TWIN 1980-2000
8	A-11016	11016	pk-10 RETAINING RING, SHIFTER LEVER, BIG TWIN 1980-2001
9	A-11083	11083	pk-10 RETAINING RING, SHIFTER CAM, BIG TWIN 1980-PRESENT
10	A-11150	11150	pk-10 RETAINING RING, SHIFTER ROD LEVER, BIG TWIN 1984-PRESENT
11	A-12045	12045	pk-5 OIL SEAL, SHIFTER SHAFT LEVER, BIG TWIN 1980-2006
12	A-33119-79B	33119-79B	each ADJUSTING SCREW, SHIFTER ARM, BIG TWIN 1980-2002
13	A-33205-80	33205-80	pk-5 THRUST WASHER, SHIFTER CAM (.017) BIG TWIN 1980-2002
	A-33206-80	33206-80	pk-5 THRUST WASHER, SHIFTER CAM (.020) BIG TWIN 1980-2002
	A-33207-80	33207-80	pk-5 THRUST WASHER, SHIFTER CAM (.022) BIG TWIN 1980-2002
	A-33208-80	33208-80	pk-5 THRUST WASHER, SHIFTER CAM (.025) BIG TWIN 1980-2002
	A-33209-80	33209-80	pk-5 THRUST WASHER, SHIFTER CAM (.028) BIG TWIN 1980-2002
	A-33210-80	33210-80	pk-5 THRUST WASHER, SHIFTER CAM (.031) BIG TWIN 1980-2002
	A-33211-80	33211-80	pk-5 THRUST WASHER, SHIFTER CAM (.035) BIG TWIN 1980-2002
	A-33212-80	33212-80	pk-5 THRUST WASHER, SHIFTER CAM (.040) BIG TWIN 1980-2002
	A-33212-SET		set-8 THRUST WASHER, SHIFTER CAM (.017 to .040) BIG TWIN 1980-2002
14	O-6-045	33640-83	each SHIFTER LEVER, HEEL SHIFT **CHROME** BIG TWIN 1983-1985
17	A-34082-79	34082-79	pk-5 PIN, SHIFTER SHAFT LEVER, BIG TWIN 1980-PRESENT
18	A-34083-79	34083-79	pk-10 SPRING, SHIFTER SHAFT LEVER, BIG TWIN 1980-PRESENT
19	A-34085-79A	34085-79A	each CAM FOLLOWER, RIGHT SIDE SHIFTER SUPPORT, BIG TWIN 1980-2000
20	A-34087-79A	34087-79A	pk-5 SPRING, SHIFTER SHAFT, BIG TWIN 1980-PRESENT
21	A-34088-87	34088-87	each SHAFT, SHIFTER FORKS, BIG TWIN 1987-2006
22	A-34089-79	34089-79	pk-10 SPRING, CAM FOLLOWER, BIG TWIN 1980-2000
23	* 45-0202	34191-79D	each SHIFTER FORK (1st & 2nd GEAR) **5-SPEED** BIG TWIN 1990-2006
24	* 45-0203	34193-79D	each SHIFTER FORK (3rd & 5th GEAR) **5-SPEED** BIG TWIN 1990-2006
25	* 45-0204	34195-79D	each SHIFTER FORK (4th GEAR) **5-SPEED** BIG TWIN 1990-2006
26	K-2-786	34611-65	each FOOT PEG **1/2" LONG STUD** BIG TWIN 1965-PRESENT

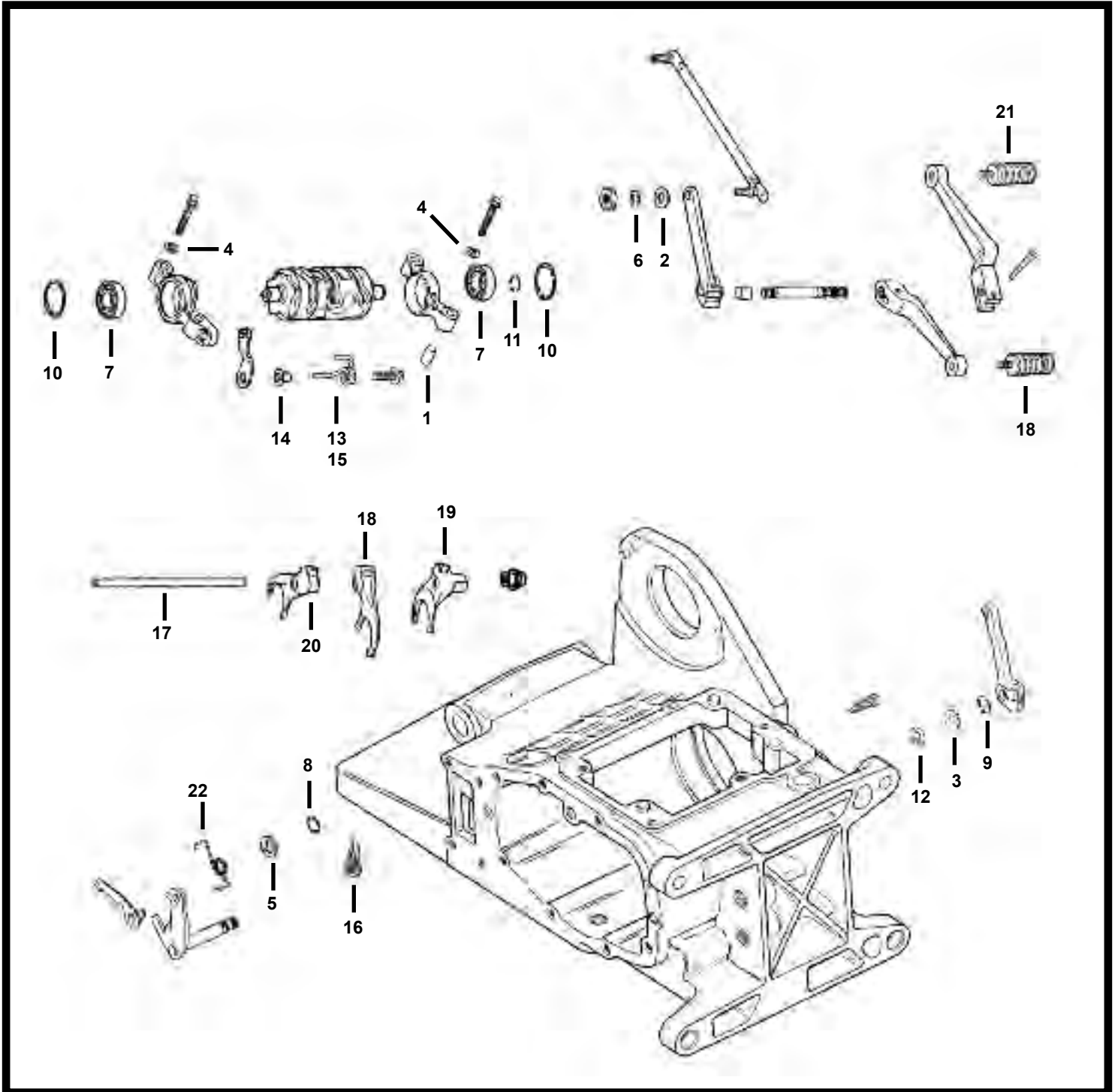


****EASTERN MOTORCYCLE PARTS****

****TRANSMISSION****

****GEAR SHIFTER****

****BIG TWIN 2001-PRESENT****



****CONTINUED NEXT PAGE****

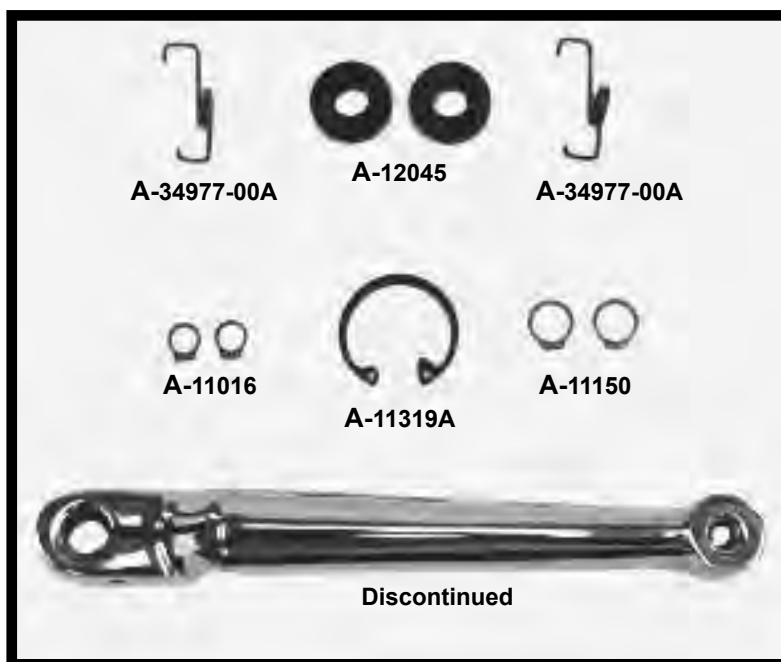
****EASTERN MOTORCYCLE PARTS****

****TRANSMISSION****

****GEAR SHIFTER****

****BIG TWIN 2001-PRESENT****

<u>DIAGRAM NUMBER</u>	<u>EASTERN NUMBER</u>	<u>REPLACES OEM</u>	<u>DESCRIPTION</u>
1	A-609	609	pk-25 ROLL PINS, **3/8 X 5/16** BIG TWIN 1980-2006
2	A-6016	6016	pk-25 WASHER **11/32 X 11/16 X 1/16" THICK** (ZINC PLATED)
3	A-6497HW	6497HW	pk-25 WASHER **7/16 X 1-1/8 X 3/64" THICK** (ZINC PLATED)
4	A-6736	6736	pk-25 WASHER **9/32 X 5/8 X 1/16" THICK** (ZINC PLATED)
5	A-6846	6846	pk-25 WASHER **29/64 X .335 X 1/32" THICK** (ZINC PLATED)
6	36-0214	7041	pk-100 LOCK WASHER **REGULAR 5/16** (ZINC PLATED)
7	A-9837	9837	each BEARING, SHIFTER CAM SUPPORT, BIG TWIN 2001-2006
8	A-11016	11016	pk-10 RETAINING RING, SHIFTER LEVER, BIG TWIN 1980-2001
9	A-11150	11150	pk-10 RETAINING RING, SHIFTER ROD LEVER, BIG TWIN 1984-PRESENT
10	A-11319A	11319A	pk-10 RETAINING RING, SHIFTER CAM SUPPORT, BIG TWIN 2001-PRESENT
11	A-11342	11342	pk-10 RETAINING RING, SHIFTER CAM END, BIG TWIN 2001-2006
12	A-12045	12045	pk-5 OIL SEAL, SHIFTER SHAFT LEVER, BIG TWIN 1980-2006
13	A-33374-00	33374-00	pk-10 SPRING, DETENT ARM, BIG TWIN 2001-PRESENT
14	A-33375-00	33375-00	pk-5 SLEEVE, DETENT ARM, BIG TWIN 2001-2006
15	* A-33389-06	33389-06	pk-10 SPRING, DETENT ARM, BIG TWIN 2006-PRESENT
	* A-33389-07	33389-07	pk-10 SPRING, DETENT ARM, BIG TWIN 2007-PRESENT
16	* A-34064-00C	34064-00C	pk-10 SPRING, SHIFTER LEVER, BIG TWIN 2000-PRESENT
17	A-34088-87	34088-87	each SHAFT, SHIFTER FORKS, BIG TWIN 1987-2006
18	* 45-0202	34191-79D	each SHIFTER FORK (1st & 2nd GEAR) **5-SPEED** BIG TWIN 1990-2006
19	* 45-0203	34193-79D	each SHIFTER FORK (3rd & 5th GEAR) **5-SPEED** BIG TWIN 1990-2006
20	* 45-0204	34195-79D	each SHIFTER FORK (4th GEAR) **5-SPEED** BIG TWIN 1990-2006
21	K-2-786	34611-65	each FOOT PEG **1/2" LONG STUD** BIG TWIN 1965-PRESENT
22	A-34977-00A	34977-00A	pk-10 SPRING, SHIFTER SHAFT LEVER, BIG TWIN 2000-2006

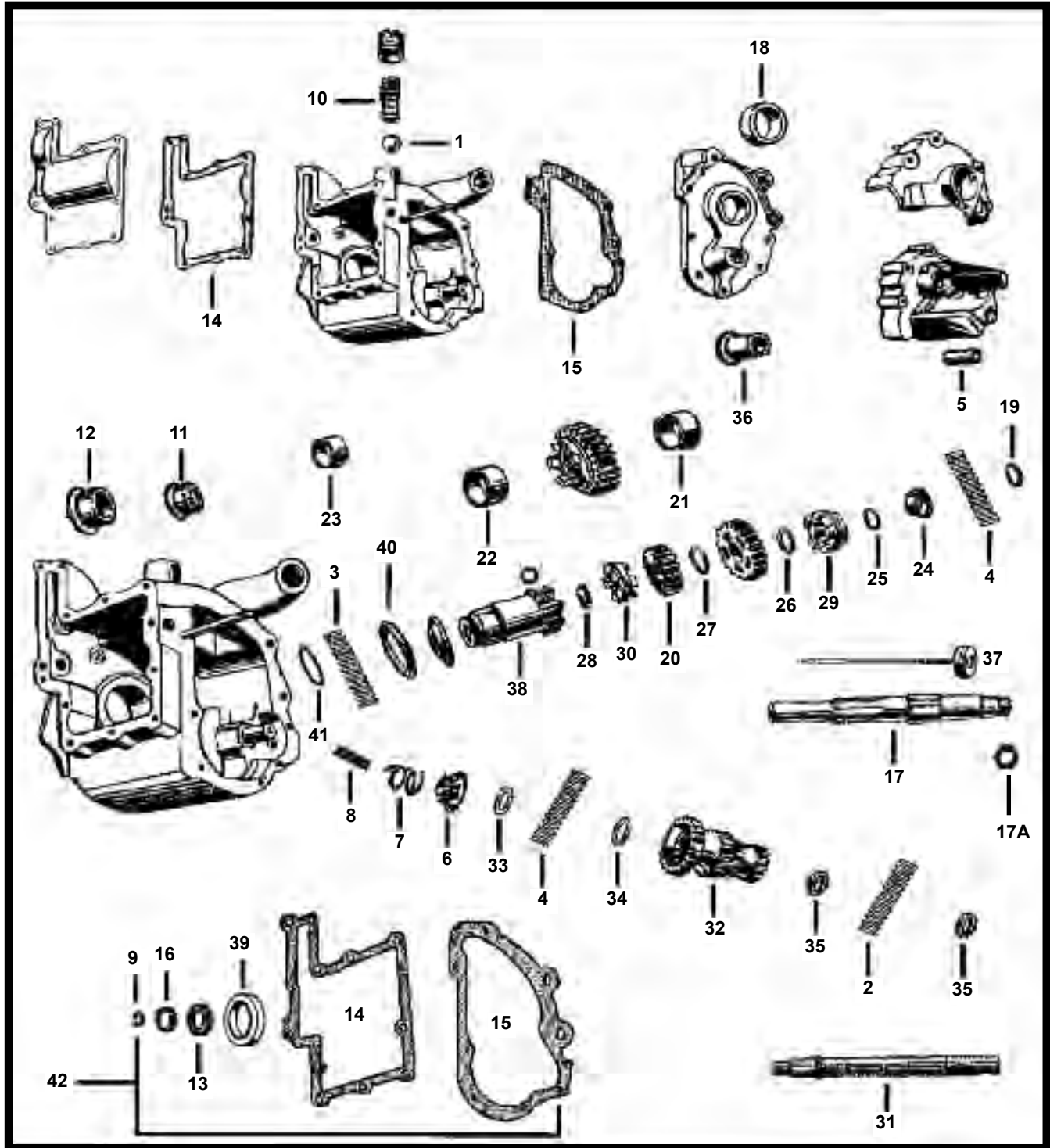


****EASTERN MOTORCYCLE PARTS****

****TRANSMISSION****

****GEAR BOX****

****FORTY-FIVE 1935-1973****



****CONTINUED NEXT PAGE**

5120 HILDA ROAD* BLACKVILLE, S.C. 29817* 803-284-3304

Pg 236

****EASTERN MOTORCYCLE PARTS****

****TRANSMISSION****

****GEAR BOX****

****FORTY-FIVE 1935-1973****

<u>DIAGRAM NUMBER</u>	<u>EASTERN NUMBER</u>	<u>REPLACES OEM</u>	<u>DESCRIPTION</u>
1	A-8872	8872	pk-25 BALL BEARING, **1/2** FORTY-FIVE 1935-1973
2	A-9075-24	9075	set-24 ROLLERS, COUNTERSHAFT (STD) FORTY-FIVE 1935-1973
	A-9076-24	9076	set-24 ROLLERS, COUNTERSHAFT (.0004) FORTY-FIVE 1935-1973
	A-9077-24	9077	set-24 ROLLERS, COUNTERSHAFT (.0008) FORTY-FIVE 1935-1973
3	A-9084-44	9084	set-44 ROLLERS, MAIN DRIVE GEAR (STD) FORTY-FIVE 1937-1973
	A-9085-44	9085	set-44 ROLLERS, MAIN DRIVE GEAR (.0004) FORTY-FIVE 1937-1973
	A-9086-44	9086	set-44 ROLLERS, MAIN DRIVE GEAR (.0008) FORTY-FIVE 1937-1973
	A-9087-44		set-44 ROLLERS, MAIN DRIVE GEAR (.001) FORTY-FIVE 1937-1973
	A-9080-108		set-108 ROLLER SET, (STD) FORTY-FIVE 1937-1973
			SET INCLUDES: (24) 9075-24, (44) 9084-44, (40) 9090-40
	A-9081-108		set-108 ROLLER SET, (.0004) FORTY-FIVE 1937-1973
			SET INCLUDES: (24) 9076-24, (44) 9085-44, (40) 9091-40
	A-9082-108		set-108 ROLLER SET, (.0008) FORTY-FIVE 1937-1973
			SET INCLUDES: (24) 9077-24, (44) 9086-44, (40) 9092-40
4	A-9090-40	9090	set-40 ROLLERS, MAIN & COUNTERSHAFT (STD) FORTY-FIVE 1935-1973
	A-9091-40	9091	set-40 ROLLERS, MAIN & COUNTERSHAFT (.0004) FORTY-FIVE 1935-1973
	A-9092-40	9092	set-40 ROLLERS, MAIN & COUNTERSHAFT (.0008) FORTY-FIVE 1935-1973
5	A-33101-32	33101-32	each BUSHING, STARTER SHAFT, (SERVI-CAR) FORTY-FIVE 1932-1973
6	W-14-221	33380-32	each STARTER CLUTCH GEAR, **IMPORTED** FORTY-FIVE 1935-1973
7	A-33390-26	33390-26	pk-10 SPRING, SHIFTER GEAR, FORTY-FIVE 1929-1973
8	A-33455-26	33455-26	pk-10 SPRING, COUNTERSHAFT, FORTY-FIVE 1929-1973
9	A-34036-36	34036-36	pk 10 SEAL, SHIFTER CAM SHAFT, FORTY-FIVE 1941-1973
10	A-34057-36	34057-36	pk-10 SPRING, PLUNGER BALL, FORTY-FIVE 1929-1973
11	A-34427-38	34427-38	each BUSHING, SHIFTER SHAFT (SMALL) FORTY-FIVE 1938-1973
12	A-34432-38	34432-38	each BUSHING, SHIFTER SHAFT (LARGE) FORTY-FIVE 1938-1973
13	A-34459-26	34459-26	pk-10 WASHER (LEATHER) SHIFTER SHAFT, FORTY-FIVE 1929-1973
14	L-3-973	34825-41	pk-10 GASKETS, GEAR BOX TOP COVER, FORTY-FIVE 1941-1973
15	L-3-975	34826-41	pk-10 GASKETS, SIDE COVER, FORTY-FIVE 1941-1973
16	A-34831-39	34831-39	pk-10 OIL SEAL (LATHE CUT) FORTY-FIVE 1941-1973
17	A-35043-41	35043-41	each MAINSHAFT, FORTY-FIVE 1941-1973 **EASTERNS**
	W-14-176	35043-41	each MAINSHAFT, FORTY-FIVE 1941-1973 **IMPORTED**
	* A-364-29	364-29	pk-5 NUT, MAINSHAFT, *11/16-18 THREAD** FORTY-FIVE 1933-1940
18	A-35102-33	35102-33	each BUSHING, OUTER BEARING RACE (STD) FORTY-FIVE 1935-1973
	A-35102-87	35102-33	each BUSHING, OUTER BEARING RACE (.002) FORTY-FIVE 1935-1973
	A-35102-88	35102-33	each BUSHING, OUTER BEARING RACE (.005) FORTY-FIVE 1935-1973
	A-35102-89	35102-33	each BUSHING, OUTER BEARING RACE (.010) FORTY-FIVE 1935-1973
19	A-35110-33	35110-33	pk-5 THRUST WASHERS, MAINSHAFT BALL BEARING, FORTY-FIVE '35-'73
20	W-14-247	35294-41	each GEAR, MAINSHAFT 2ND **18 TOOTH** FORTY-FIVE 1941-1973
21	A-35316-41	35316-41	each BUSHING, LOW GEAR, FORTY-FIVE 1935-1973
22	A-35320-41	35320-41	each BUSHING, SECOND GEAR, FORTY-FIVE 1941-1973
23	A-35326-33	35326-33	each BUSHING, REVERSE GEAR (SERVI-CAR) FORTY-FIVE 1933-1973
24	A-35332-33	35332-33	each SPACER, USED IN PLACE OF REVERSE GEAR, FORTY-FIVE 1935-73
25	A-35340-33	35340-33	pk-5 THRUST WASHER, REVERSE GEAR, FORTY-FIVE 1935-1973
26	A-35341-41	35341-41	pk-5 THRUST WASHER, LOW GEAR END, FORTY-FIVE 1941-1973

****CONTINUED NEXT PAGE****

5120 HILDA ROAD* BLACKVILLE, S.C. 29817* 803-284-3304

Pg 237

****EASTERN MOTORCYCLE PARTS****

****TRANSMISSION****

****GEAR BOX****

****FORTY-FIVE 1935-1973****

<u>DIAGRAM NUMBER</u>	<u>EASTERN NUMBER</u>	<u>REPLACES OEM</u>		<u>DESCRIPTION</u>
27	A-35344-SET	35344-41	set-8	THRUST WASHER, LOW & SECOND GEAR, FORTY-FIVE 1941-1973 SET INCLUDES: (1ea) .040, .045, .050, .055, .060, .065, .070, .075
	A-35347-41	35347-41	pk-5	THRUST WASHER, LOW & 2nd GEAR (.040) FORTY-FIVE 1941-1973
	A-35348-41	35348-41	pk-5	THRUST WASHER, LOW & 2nd GEAR (.045) FORTY-FIVE 1941-1973
	A-35349-41	35349-41	pk-5	THRUST WASHER, LOW & 2nd GEAR (.050) FORTY-FIVE 1941-1973
	A-35350-41	35350-41	pk-5	THRUST WASHER, LOW & 2nd GEAR (.055) FORTY-FIVE 1941-1973
	A-35351-41	35351-41	pk-5	THRUST WASHER, LOW & 2nd GEAR (.060) FORTY-FIVE 1941-1973
	A-35352-41	35352-41	pk-5	THRUST WASHER, LOW & 2nd GEAR (.065) FORTY-FIVE 1941-1973
	A-35353-41	35353-41	pk-5	THRUST WASHER, LOW & 2nd GEAR (.070) FORTY-FIVE 1941-1973
	A-35354-41	35354-41	pk-5	THRUST WASHER, LOW & 2nd GEAR (.075) FORTY-FIVE 1941-1973
28	A-35380-SET	35380-41	set-8	THRUST WASHER SET, MAINSHAFT (.075-.113) FORTY-FIVE 1941-'73 SET INCLUDES: (1ea) .075, .083, .088, .093, .098, .103, .108, .113
	A-35384-41	35384-41	pk-5	THRUST WASHERS, MAINSHAFT (.075) FORTY-FIVE 1941-1973
	A-35385-41	35385-41	pk-5	THRUST WASHERS, MAINSHAFT (.083) FORTY-FIVE 1941-1973
	A-35386-41	35386-41	pk-5	THRUST WASHERS, MAINSHAFT (.088) FORTY-FIVE 1941-1973
	A-35387-41	35387-41	pk-5	THRUST WASHERS, MAINSHAFT (.093) FORTY-FIVE 1941-1973
	A-35388-41	35388-41	pk-5	THRUST WASHERS, MAINSHAFT (.098) FORTY-FIVE 1941-1973
	A-35389-41	35389-41	pk-5	THRUST WASHERS, MAINSHAFT (.103) FORTY-FIVE 1941-1973
	A-35390-41	35390-41	pk-5	THRUST WASHERS, MAINSHAFT (.108) FORTY-FIVE 1941-1973
	A-35391-41	35391-41	pk-5	THRUST WASHERS, MAINSHAFT (.113) FORTY-FIVE 1941-1973
29	A-35441-41	35441-41	each	SHIFTER CLUTCH, LOW GEAR, FORTY-FIVE 1941-1973
30	A-35445-41	35445-41	each	SHIFTER CLUTCH, 2ND & HIGH GEAR, FORTY-FIVE 1941-1973
31	* A-35613-41C	35613-41	each	COUNTER AND KICK STARTER SHAFT, F/F 1941-1973 **EASTERNS**
32	W-14-243	35709-41	each	GEAR, COUNTERSHAFT CLUSTER (14X10X22) FORTY-FIVE 1941-'73
33	A-35910-33	35910-33	pk-5	THRUST WASHERS, OUTER BEARING, FORTY-FIVE 1935-1973
34	A-35911-33	35911-33	pk-5	THRUST WASHERS, INNER BEARING, FORTY-FIVE 1935-1973
35	A-35913-39	35913-39	pk-5	WASHER, COUNTERSHAFT ROLLER BEARING, FORTY-FIVE 1941-'73
36	A-36042-41	36042-41	each	BUSHING, COUNTERSHAFT SIDE COVER, FORTY-FIVE 1941-1973
37	A-37287-41	37287-41	each	THROWOUT BEARING ASSEMBLY, FORTY-FIVE 1941-1973
38	W-14-464	37450-41	each	CLUTCH GEAR **14-TOOTH** FORTY-FIVE 1941-1973
	A-37458-41	37458-41	each	BUSHING, **INSIDE CLUTCH GEAR** FORTY-FIVE 1941-1973
39	A-37465-41	37465-41	pk-5	OIL SEAL, MAIN DRIVE GEAR, FORTY-FIVE 1941-1973
40	A-37467-41	37467-41	each	BEARING, MAIN DRIVE GEAR, FORTY-FIVE 1941-1973
41	A-37480-41	37480-41	pk-5	THRUST WASHERS, CLUTCH GEAR ROLLERS, FORTY-FIVE 1941-'73
	A-37482-41	37482-41	pk-5	WASHER, BEARING RETAINER, FORTY-FIVE 1941-1973

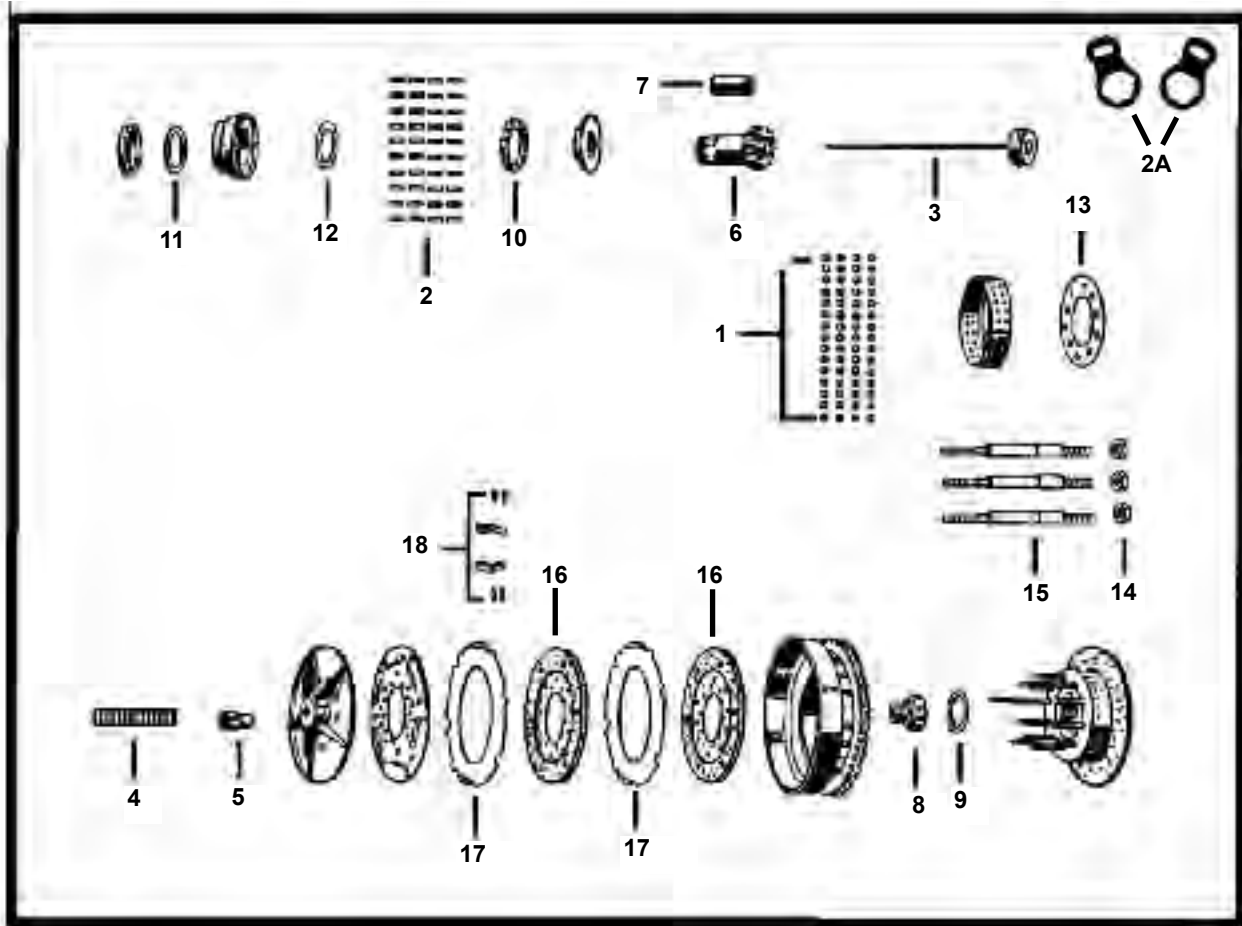
****TRANSMISSION GASKET SET****

42	L-3-430	33030-41	GASKET SET (COMPLETE) FORTY-FIVE 1941-1973 **MADE IN U.S.A.** KIT INCLUDES: (1) 34036-36, (1) 34459-26, (1) 34825-41, (1) 34826-41, (1) 34831-39, (1) 37465-41
	L-3-431	33030-41	GASKET SET (COMPLETE) FORTY-FIVE 1941-1973 **IMPORTED** KIT INCLUDES: (1) 34036-36, (1) 34459-26, (1) 34825-41, (1) 34826-41, (1) 34831-39, (1) 37465-41

EASTERN MOTORCYCLE PARTS

CLUTCH

FORTY-FIVE 1941-1973



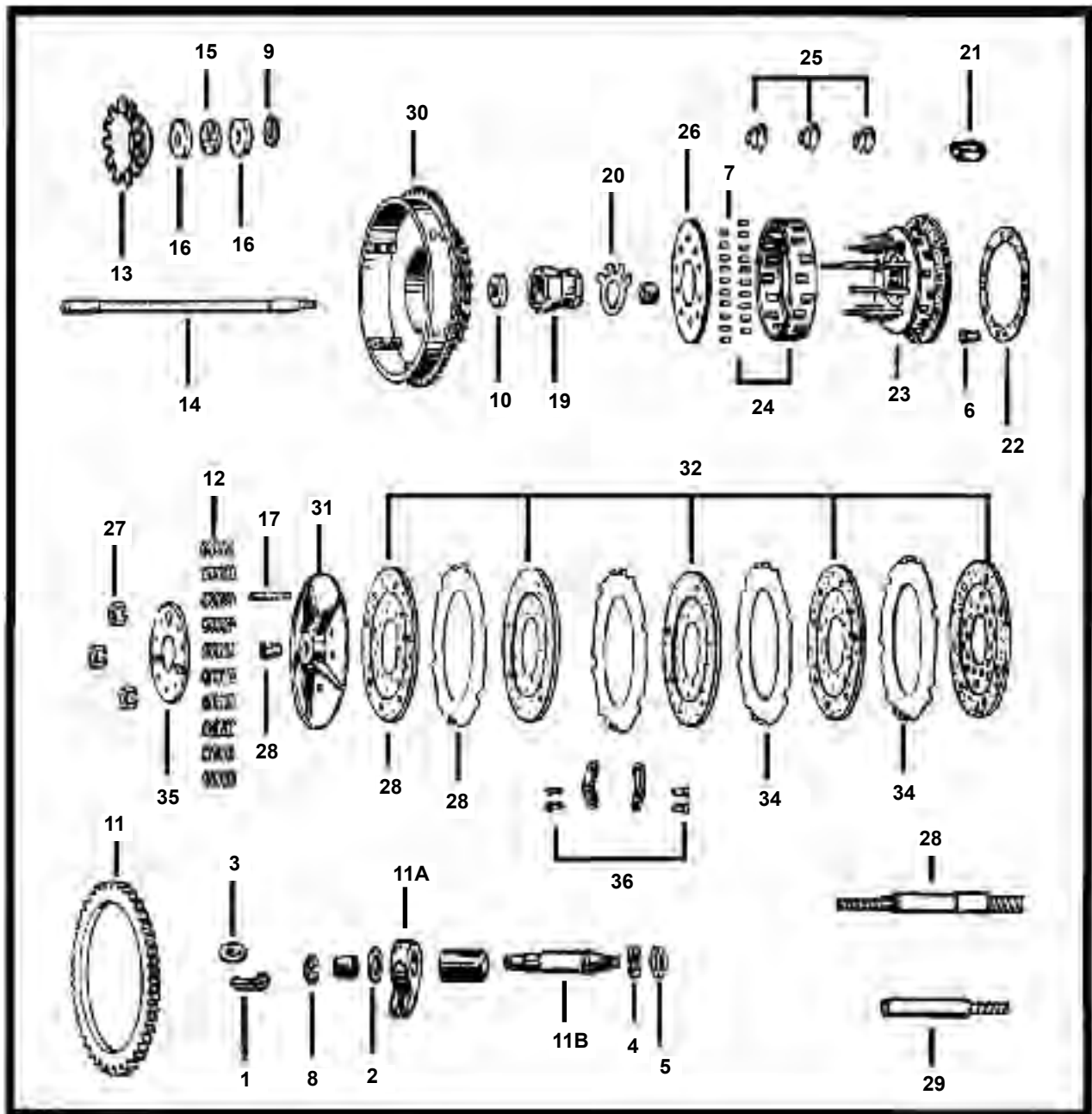
<u>DIAGRAM NUMBER</u>	<u>EASTERN NUMBER</u>	<u>REPLACES OEM</u>	<u>DESCRIPTION</u>
1	A-8856A	8856A	pk-25 BALL BEARINGS, CLUTCH HUB, FORTY-FIVE 1941-1973
2	A-9084-44	9084-44	pk-44 ROLLERS, CLUTCH GEAR (STD) FORTY-FIVE 1941-1973
	A-9085-44	9085-44	pk-44 ROLLERS, CLUTCH GEAR (.0004) FORTY-FIVE 1941-1973
	A-9086-44	9086-44	pk-44 ROLLERS, CLUTCH GEAR (.0008) FORTY-FIVE 1941-1973
	A-9087-44		pk-44 ROLLERS, CLUTCH GEAR (.001) FORTY-FIVE 1941-1973
2A	A-37081-44	37081-44	PK-10 LOCK PLATE, RELEASE LEVER, FORTY-FIVE 1944-1952
3	A-37287-41	37287-41	each THROWOUT BEARING ASSEMBLY, FORTY-FIVE 1941-1973
4	A-37358-41	37358-41	pk-5 ADJUSTING SCREW, CLUTCH PUSH ROD, FORTY-FIVE 1941-1973
5	A-37361-41	37361-41	pk-5 NUT, CLUTCH ADJUSTING SCREW, FORTY-FIVE 1941-1973
6	W-14-464	37450-41	each CLUTCH GEAR, **14-TOOTH** FORTY-FIVE 1941-1973
7	A-37458-41	37458-41	each BUSHING, CLUTCH GEAR, FORTY-FIVE 1941-1973
8	A-37460-41	37460-41	each NUT, CLUTCH GEAR, FORTY-FIVE 1941-1973
9	A-37462-41	37462-41	pk-5 LOCK TAB, CLUTCH GEAR NUT, FORTY-FIVE 1941-1973
10	A-37467-41	37467-41	each BEARING, MAIN DRIVE GEAR, FORTY-FIVE 1941-1973
11	A-37480-41	37480-41	pk-5 THRUST WASHERS, CLUTCH GEAR ROLLERS, FORTY-FIVE 1941-'73
12	A-37482-41	37482-41	pk-5 WASHER, BEARING RETAINER, FORTY-FIVE 1941-1973
13	A-37577-41	37577-41	each BEARING PLATE, CLUTCH HUB, FORTY-FIVE 1941-1973
14	A-37581-47	37581-47	set-3 NUTS, CLUTCH HUB, FORTY-FIVE 1941-1973
15	A-37584-41	37584-41	set-3 CLUTCH HUB STUDS, FORTY-FIVE 1941-1973
16	A-37931-41	37931-41	pair CLUTCH FRICTION DISC, STOCK STYLE, FORTY-FIVE 1941-1973
17	41-0105	37977-41	each CLUTCH DRIVE PLATE, WITH BUFFERS (STEEL) FORTY-FIVE 1941-73
18	A-38025-41	38025-41	set-3 CLUTCH DISC BUFFERS, FORTY-FIVE 1941-1973

EASTERN MOTORCYCLE PARTS

CLUTCH

BIG TWIN 1941-1984

4-SPEED



<u>DIAGRAM NUMBER</u>	<u>EASTERN NUMBER</u>	<u>REPLACES OEM</u>	<u>DESCRIPTION</u>
1	35-0135	534	pk-100 COTTER PIN, 3/32X5/8, BIG TWIN
2	A-6443HW	6443HW	pk-25 WASHER, (ZINC PLATED), 13/32 X 11/16 X 1/16" THICK, BIG TWIN
3	A-6702	6702	pk-25 WASHER, (ZINC PLATED), 5/16 X 11/16 X 1/16" THICK, BIG TWIN
4	36-0210	7039/7055	pk-100 LOCK-WASHER, (ZINC PLATED), REGULAR 7/16, BIG TWIN
5	A-7837W	7837W	pk-5 NUT, CLUTCH HUB, 7/16-20 X 3/8 X 11/16 HEX, BIG TWIN 1941-1984

****CONTINUED NEXT PAGE**

5120 HILDA ROAD* BLACKVILLE, S.C. 29817* 803-284-3304

Pg 240

****EASTERN MOTORCYCLE PARTS****

****CLUTCH****

****BIG TWIN 1941-1984****

****4-SPEED****

DIAGRAM NUMBER	EASTERN NUMBER	REPLACES OEM	DESCRIPTION
6	A-8226	8226	pk-25 RIVETS, CLUTCH HUB LINING (BRASS), BIG TWIN 1937-1984
7	A-9540A	9540A	pk-20 ROLLER BEARING, CLUTCH HUB, STD, BIG TWIN 1937-1984
	A-9541A	9541	pk-20 ROLLER BEARINGS, CLUTCH HUB, .004 O/S, BIG TWIN 1937-1984
	A-9542A	9542	pk-20 ROLLER BEARINGS, CLUTCH HUB, .008 O/S, BIG TWIN 1937-1984
8	A-11000	11000	pk-10 RETAINING RING, RELEASE FINGER, BIG TWIN 1937-1984
9	A-11096	11096	pk-10 RETAINING RING, CLUTCH PUSH ROD, (3/4) RING, BIG TWIN 1975-P
	A-11096A	11096	pk-10 RETAINING RING, CLUTCH PUSH ROD,(FULL) RING, BIG TWIN 1975-P
10	A-12014	12014	pk-5 OIL SEAL, CLUTCH HUB NUT, BIG TWIN 1965-1984
11	A-33163-65B	33163-65B	each STARTER RING GEAR, CLUTCH, BIG TWIN 1965-1984
11A *	A-37070-39B	37070-39B	each RELEASE FINGER, **4-SPEED** BIG TWIN 1941-1984
11B *	V-13-185	37074-38B	each SHAFT, CLUTCH RELEASE LEVER, **4-SPEED** BIG TWIN 1941-1984
12	A-38075-41	37077-41	pk-10 CLUTCH SPRINGS, (SET-10) BIG TWIN 1941-1967
	A-38075-68	37077-68	pk-10 CLUTCH SPRINGS, (SET-10) BIG TWIN 1968-1984
13	A-37228-75	37228-75	each OIL SLINGER, PUSH ROD END, BIG TWIN 1975-1985
14	J-1-145	37285-41	each CLUTCH PUSH ROD, 4-SPEED, BIG TWIN 1938-1964
	J-1-146	37285-65	each CLUTCH PUSH ROD, 4-SPEED, BIG TWIN 1965-1969
	J-1-147	37285-70	each CLUTCH PUSH ROD, 4-SPEED, BIG TWIN 1970-1974
	J-1-148	37285-75A	each CLUTCH PUSH ROD, 4-SPEED, BIG TWIN 1975-1984
15	A-37312-75	37312-75	each BEARING, CLUTCH PUSH ROD END, BIG TWIN 1975-PRESENT
	A-37312-KIT		each BEARING KIT, CLUTCH PUSH ROD, BIG TWIN 1975-PRESENT
			KIT INCLUDES: (1) 11096A, (1) 37312-75, (2) 37313-80
16	A-37313-80	37313-80	pk-5 THRUST WASHER, CLUTCH PUSH ROD END, BIG TWIN 1975-PRES.
17	A-37357-41	37357-41	pk-5 ADJUSTING SCREW, CLUTCH PUSH ROD, BIG TWIN 1941-1984
18	A-37361-41	37361-41	pk-5 NUT, CLUTCH ADJUSTING SCREW, BIG TWIN 1941-1984
19	A-37496-41	37496-65	each NUT, CLUTCH HUB, MAINSHAFT, 4-SPEED, BIG TWIN 1937-1984
20	A-37503-41	37503-41	pk-10 LOCK TAB, CLUTCH HUB NUT, BIG TWIN 1941-1986
21	A-37523-15	37523-15	pk-10 KEY, CLUTCH HUB MAINSHAFT, BIG TWIN 1937-1984
22	A-37549-41	37549-41	each LINING AND RIVETS, CLUTCH HUB, BIG TWIN 1936- 1984
23	A-37550-41A	37550-41A	each CLUTCH HUB "ONLY", **3-STUD** BIG TWIN 1936-1984
			(WITHOUT:) BEARING CAGE, BEARINGS, PLATES, NUTS, SPRINGS
	A-37550-41C	37550-41C	each CLUTCH HUB COMPLETE, **3-STUD** BIG TWIN 1936-1984
			INCLUDES: BEARING CAGE, BEARINGS, PLATES, NUTS, SPRINGS
	A-37550-41TB	37550-41TB	each CLUTCH HUB COMPLETE, **5-STUD** BIG TWIN 1936-1984
			INCLUDES: BEARING CAGE, BEARINGS, PLATES, NUTS, SPRINGS
24	A-37567-41A	37567-41A	each ROLLER / RETAINER KIT, CLUTCH HUB, BIG TWIN 1936-1984
25	A-37574-44	37574-44	pk-10 SPRINGS, CLUTCH HUB LONG STUDS, BIG TWIN 1936-1984
26	A-37576-41	37576-41	each BEARING PLATE, CLUTCH HUB, BIG TWIN 1936-1984
27	A-37581-47	37581-47	set-3 NUTS, CLUTCH HUB STUDS, (SET 3) BIG TWIN 1937-1984
28	A-37583-41	37583-41	set-3 CLUTCH HUB STUDS, LONG, (SET 3) BIG TWIN 1941-1984
29	A-37585-41	37585-41	set-7 CLUTCH HUB STUDS, SHORT, (SET 7) BIG TWIN 1941-1984
30	A-37702-70A	37702-70A	each CLUTCH SHELL, W/ RING GEAR, BIG TWIN 1965-1984
	A-37703-41	37703-41	each CLUTCH SHELL, W/ OUT RING GEAR, BIG TWIN 1937-1964
31	A-37871-41	37871-41	each RELEASING DISC, CLUTCH, BIG TWIN 1941-1984
32	E-422	37930-41	kit-5 CLUTCH DISC KIT, W/ LINING & RIVETS (SET-5) BIG TWIN 1936-1967
			KIT INCLUDES: (3) PLATES, (1) HALF PLATE, (1) LINING & RIVETS
	E-421	37930-68A	kit-7 CLUTCH DISC KIT, W/ LINING & RIVETS (SET-7) BIG TWIN 1968-1984
			KIT INCLUDES: (5) PLATES, (1) LINING & RIVETS
33	A-37950-41	37950-41	each CLUTCH OUTER DISC (HALF PLATE), BIG TWIN 1941-1967
34	A-37975-41	37975-41	each CLUTCH DRIVE PLATE (STEEL), W/ BUFFERS, BIG TWIN 1941-1984
	A-37975-81	37975-81	each CLUTCH DRIVE PLATE (STEEL), W/O BUFFERS, BIG TWIN 1941-1984
35	A-38010-41	38010-41	each CLUTCH PRESSURE PLATE (3-STUD) BIG TWIN 1936-1984
	A-38010-41B	38010-41B	each CLUTCH HUB PRESSURE PLATE, (5-STUD) BIG TWIN 1936-1984
36	A-38025-41	38025-41	set-3 CLUTCH DISC BUFFERS (RATTLES), BIG TWIN 1941-E/1981

****EASTERN MOTORCYCLE PARTS****

****CLUTCH****

****BIG TWIN 1984-1989****

****5-SPEED****

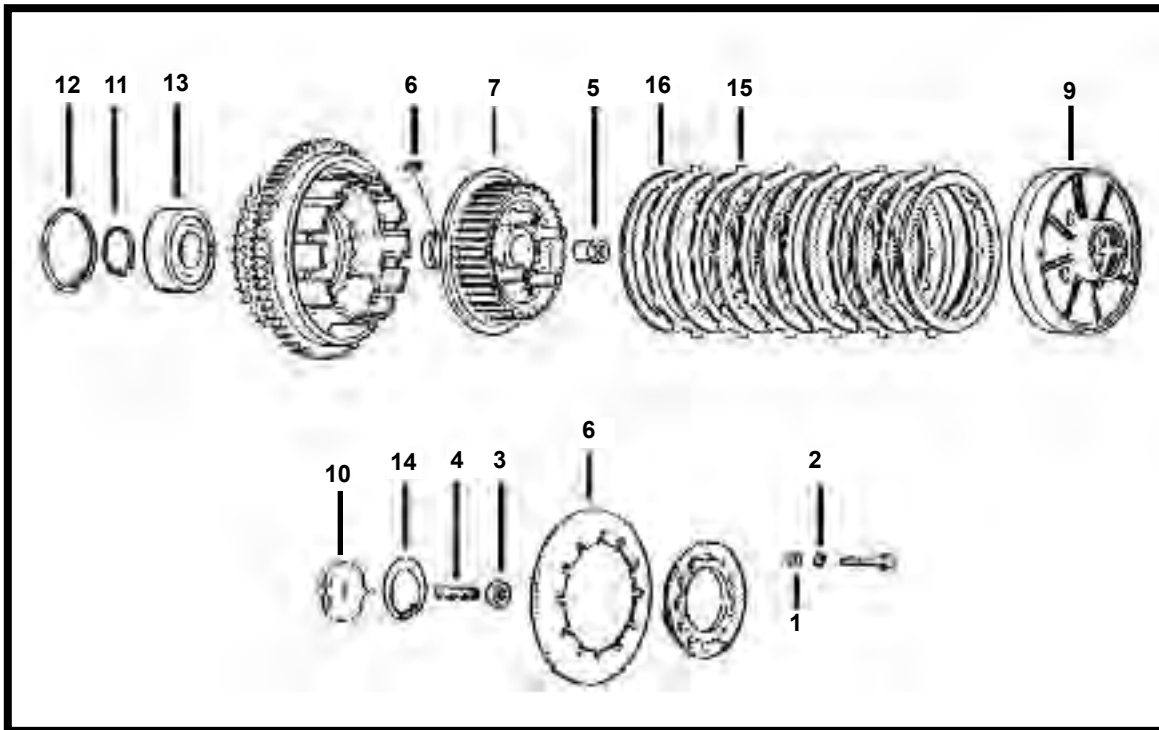


DIAGRAM NUMBER	EASTERN NUMBER	REPLACES OEM	DESCRIPTION
1	A-6099	6099	pk-25 WASHER, STEEL, 1/4" X 7/16" X 1/16" THICK, BIG TWIN 1984-1989
2	36-0198	7036	pk-100 LOCK-WASHER, (ZINC PLATED), REGULAR 1/4", BIG TWIN 1984-1989
3	A-7848W	7848W	pk-10 NUT, 7/16-20 THREAD, 11/16" HEX, BIG TWIN 1984-PRESENT
4	A-37357-84	37357-84	pk-5 ADJUSTING SCREW, CLUTCH PUSH ROD, BIG TWIN 1984-1990
5	A-37496-84	37496-84	each NUT, CLUTCH HUB, MAINSHAFT, BIG TWIN 1984-1989
6	A-37523-85	37523-85	pk-10 KEY, CLUTCH HUB, MAINSHAFT, BIG TWIN 1985-1989
7	A-37550-84A	37550-84A	each CLUTCH HUB, **INNER** BIG TWIN L/1984-1989
8	A-37875-86A	37875-86A	each CLUTCH PLATE, SPRING DIAPHRAGM, BIG TWIN L/1984-1989
9	A-37901-84A	37901-84A	each PRESSURE PLATE, OUTER CLUTCH, BIG TWIN L/1984-1990
10	A-37903-84	37903-84	each RELEASING PLATE, BIG TWIN 1984-1990
11	A-37904-84	37904-84	pk-10 RETAINING RING, CLUTCH BEARING, BIG TWIN 1984-1989
12	A-37905-84	37905-84	pk-10 RETAINING RING, CLUTCH BEARING, BIG TWIN 1984-1989
13	A-37906-84	37906-84	each BEARING, CLUTCH HUB ASSEMBLY, BIG TWIN 1984-1989
14	A-37907-84	37907-84	pk-10 RETAINING RING, PRESSURE PLATE, BIG TWIN 1984-1989
15	A-37931-84	37931-84	set-6 CLUTCH FRICTION DISC, (SET-6) BIG TWIN 1984-1989
16	A-37975-84	37975-84	each CLUTCH DRIVE PLATE, (STEEL) BIG TWIN 1984-1989 *MADE IN USA*

****SEE PAGES 260, 261 FOR PUSHRODS AND PUSH ROD KITS****

5120 HILDA ROAD* BLACKVILLE, S.C. 29817* 803-284-3304

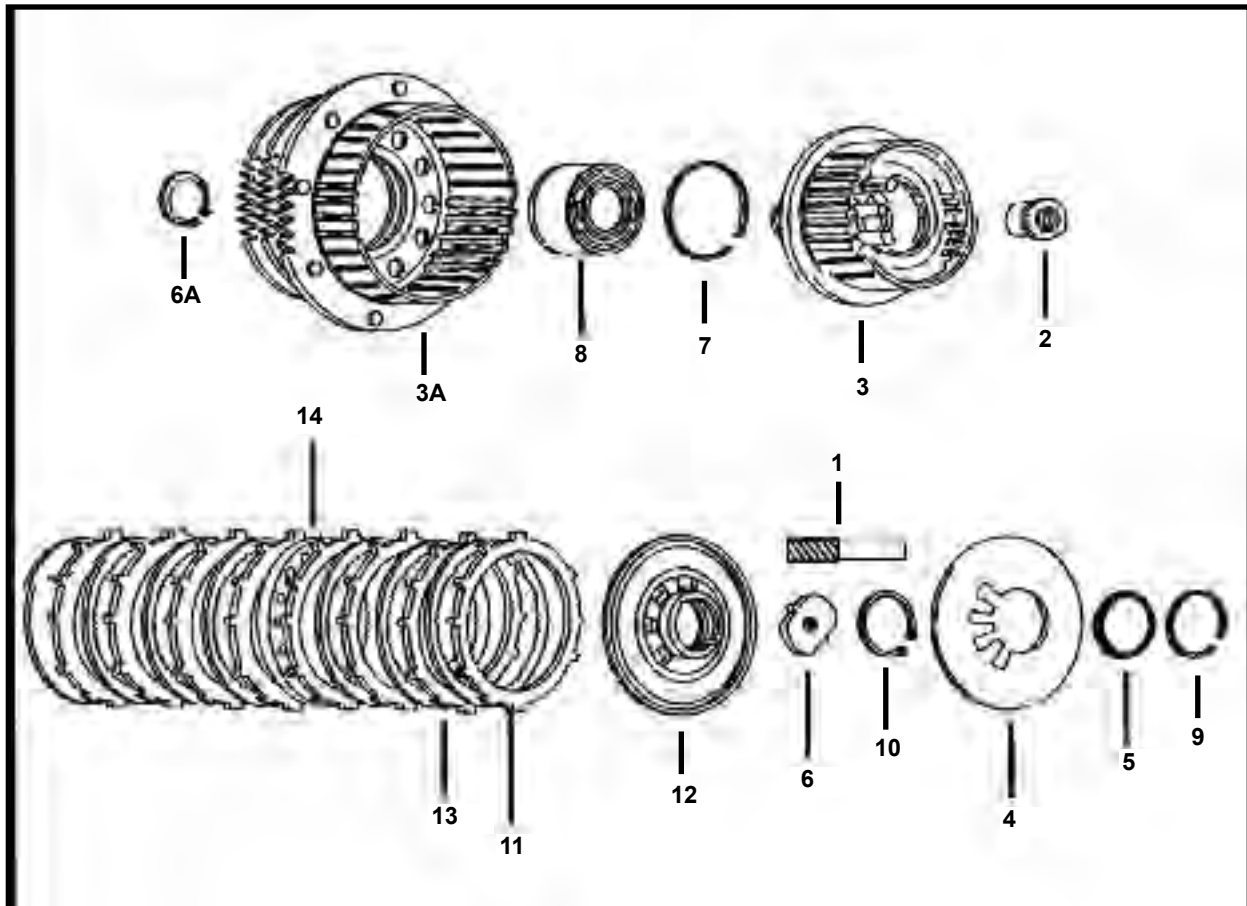
Pg 242

****EASTERN MOTORCYCLE PARTS****

****CLUTCH****

****BIG TWIN 1990-1997****

****5-SPEED****



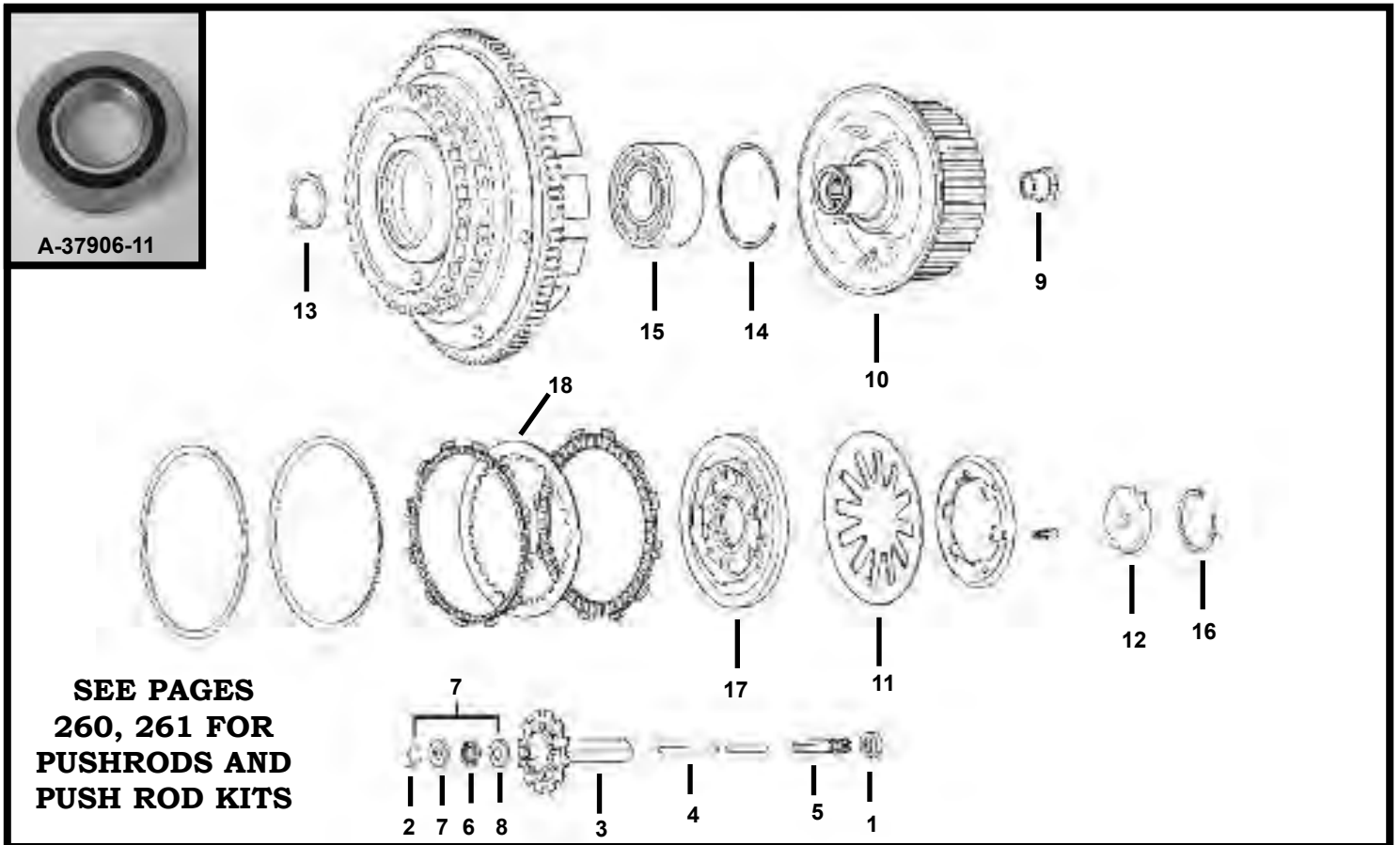
<u>DIAGRAM NUMBER</u>	<u>EASTERN NUMBER</u>	<u>REPLACES OEM</u>	<u>DESCRIPTION</u>
1	A-37090-84A A-37090-98	37090-84A each 37090-98 each	PUSH ROD END, (LEFT SIDE) **5-SPEED** BIG TWIN L/1984-1997 PUSH ROD END, (LEFT SIDE) **5-SPEED** BIG TWIN L/1998-PRES.
2	A-37496-90	37496-90 each	NUT , CLUTCH HUB, BIG TWIN 1990-PRESENT
3	* 45-0205 A-37550-90A	37550-90A each 37550-90A each	CLUTCH HUB, **INNER** BIG TWIN 1990-1997 CLUTCH HUB, **INNER** BIG TWIN 1990-1997
3A	A-37707-90	37707-90 each	CLUTCH HUB, WITH RING GEAR, BIG TWIN 1990-1993
4	A-37871-90	37871-90 each	CLUTCH SHELL, WITH RING GEAR, BIG TWIN 1990-1993
5	A-37872-90	37872-90 each	CLUTCH PLATE, SPRING DIAPHRAGM, BIG TWIN 1991-1997
6	A-37903-90	37903-90 each	CLUTCH SPRING SEAT, (INNER) BIG TWIN 1991-1997, SP. 1991-1997
6A	A-37904-90	37904-90 pk-5	RELEASE PLATE, BIG TWIN 1990-PRESENT
7	A-37905-90	37905-90 pk-5	RETAINING RING, CLUTCH BEARING, BIG TWIN 1990-1999
8	A-37906-90	37906-90 each	RETAINING RING, CLUTCH BEARING, BIG TWIN 1990-1999
9	A-37908-90	37908-90 pk-5	BEARING, CLUTCH HUB ASSEMBLY, **5-SPEED** BIG TWIN 1990-2010
10	A-37909-90	37909-90 pk-5	RETAINING RING, CLUTCH PRESSURE PLATE, BIG TWIN 1990-1997
11	A-37911-90	37911-90 set-8	RETAINING RING, CLUTCH PRESSURE PLATE, BIG TWIN 1990-PRES.
12	A-37912-91	37912-91 each	CLUTCH PLATE, (FRICTION) BIG TWIN 1990-1997
13	A-37913-90	37913-90 each	CLUTCH PRESSURE PLATE (ALUMINUM) BIG TWIN 1991-1997
14	A-37977-90	37977-90 each	CLUTCH PRESSURE PLATE (STEEL) BIG TWIN 1990-1997
			CLUTCH SPRING SEPARATOR PLATE, BIG TWIN 1990-1997

****SEE PAGES 260, 261 FOR PUSHRODS AND PUSH ROD KITS****

EASTERN MOTORCYCLE PARTS

CLUTCH

BIG TWIN 1998-PRESENT



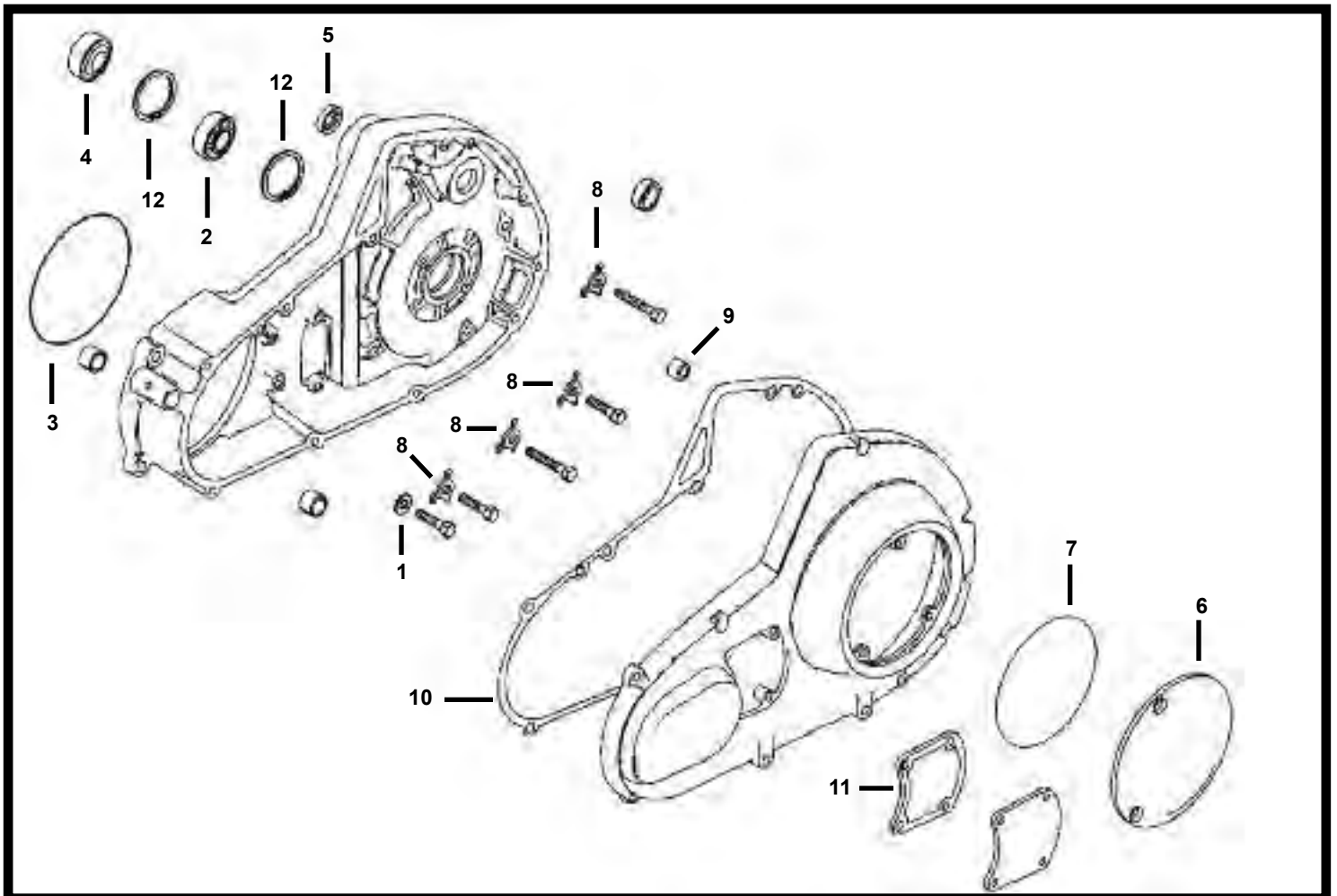
SEE PAGES
260, 261 FOR
PUSHRODS AND
PUSH ROD KITS

DIAGRAM NUMBER	EASTERN NUMBER	REPLACES OEM	DESCRIPTION
1	A-7848W	7848W	pk-10 LOCK NUT **7/16-20 THREAD** BIG TWIN 1984-PRESENT
2	A-11096	11096	pk-10 RETAINING RING (3/4 RING) BIG TWIN 1975-PRESENT
	A-11096A		pk-10 RETAINING RING (FULL CLIP) BIG TWIN 1975-PRESENT
3	A-37069-90	37069-90	each PUSH ROD END, (RIGHT SIDE) **5-SPEED** BIG TWIN 1991-PRESENT
4	A-37088-90	37088-90	each CLUTCH PUSH ROD, **5-SPEED** BIG TWIN 1990-PRESENT
	A-37092-06	37092-06	each CLUTCH PUSH ROD, **5-SPEED** (DYNA) BIG TWIN 2006-PRESENT
5	A-37090-98	37090-98	each PUSH ROD END, (LEFT SIDE) **5-SPEED** BIG TWIN 1998-PRESENT
6	A-37312-75	37312-75	each BEARING, CLUTCH PUSH ROD END, BIG TWIN 1975-PRESENT
7	A-37312-KIT		kit BEARING KIT, BIG TWIN 1975-PRESENT KIT INCLUDES: (1) 11096A, (1) 37312-75, (2) 37313-80
8	A-37313-80	37313-80	pk-5 THRUST WASHER, CLUTCH PUSH ROD END, BIG TWIN 1975-PRESENT
9	A-37496-90	37496-90	each NUT, CLUTCH HUB, BIG TWIN 1990-PRESENT
10	A-37550-98	37550-98	each CLUTCH HUB, INNER, BIG TWIN 1998-2006
11	A-37871-98	37871-98	each CLUTCH PLATE, SPRING DIAPHRAGM, BIG TWIN 1998-PRESENT
12	A-37903-90	37903-90	each CLUTCH RELEASING PLATE, BIG TWIN 1991-PRESENT
13	A-37904-90	37904-90	pk-5 RETAINING RING, CLUTCH BEARING, BIG TWIN 1990-1999
14	A-37905-90	37905-90	pk-5 RETAINING RING, CLUTCH BEARING, BIG TWIN 1990-1999
	A-37905-00	37905-00	pk-5 RETAINING RING, CLUTCH BEARING, BIG TWIN 2000-PRESENT
15	A-37906-90	37906-90	each BEARING, CLUTCH HUB ASSEMBLY, **5-SPEED** BIG TWIN 1990-2010
	* A-37906-11	37906-11	each BEARING, CLUTCH HUB ASSEMBLY, **5-SPEED** BIG TWIN 2011-PRES.
16	A-37909-90	37909-90	pk-5 RETAINING RING, CLUTCH PRESSURE PLATE, BIG TWIN 1990-PRES.
17	A-37912-98	37912-98	each CLUTCH PRESSURE PLATE, (ALUMINUM) BIG TWIN 1998-PRESENT
18	41-0100	37913-98	each CLUTCH PRESSURE PLATE, (STEEL) BIG TWIN 1998-PRESENT

EASTERN MOTORCYCLE PARTS

PRIMARY HOUSING

BIG TWIN 1998-2001



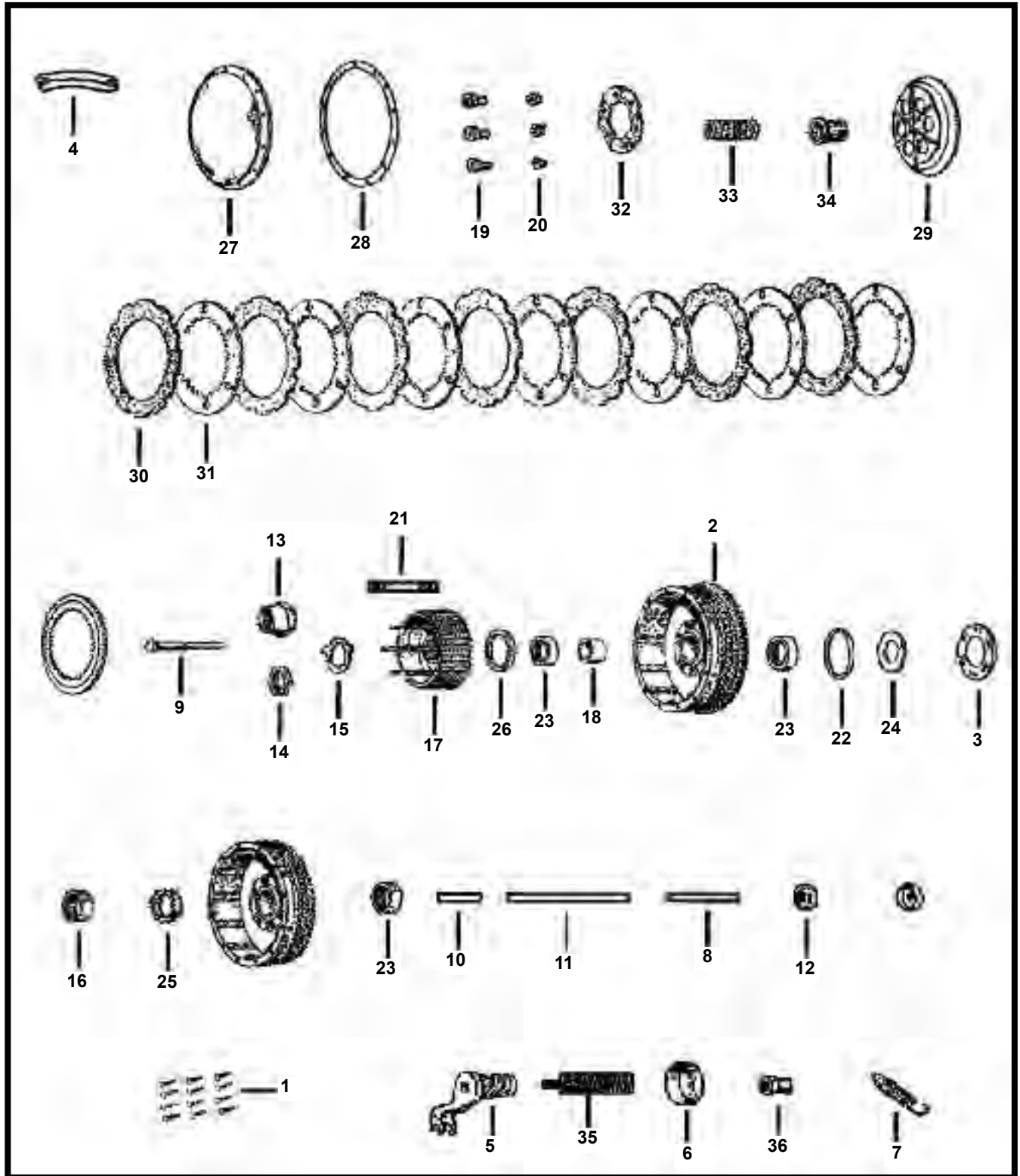
<u>DIAGRAM NUMBER</u>	<u>EASTERN NUMBER</u>	<u>REPLACES OEM</u>	<u>DESCRIPTION</u>
1	A-6016	6016	pk-25 WASHER **11/32 X 11/16 X 1/16" THICK** (ZINC PLATED)
2	A-9135	9135	each BEARING, FRONT CHAIN HOUSING, BIG TWIN L/1984-2005
	* 43-0207		kit INNER PRIMARY UPGRADE BEARING KIT, BIG TWIN 1990-2006 KIT INCLUDES: DUAL ROW BEARING, 12052 SEAL, 60678-85 RET. RING
3	A-11147	11147	pk-10 O-RING, CHAIN HOUSING COVER, BIG TWIN 1982-2006
4	A-12052	12052	pk-5 OIL SEAL, INNER CHAIN HOUSING, BIG TWIN 1985-PRESENT
5	A-12066	12066	pk-5 OIL SEAL, INNER CHAIN HOUSING, BIG TWIN 1994-PRESENT
6	R-9-1988	25414-70A	each INSPECTION COVER **CHROME** BIG TWIN 1970-2006
7	* 47-2200	25416-70A	pk-5 GASKETS, DERBY COVER, **FOAMET MATERIAL** BIG TWIN 1970-1998
	A-25416-84	25416-84	pk-10 O-RING, CLUTCH INSPECTION COVER, BIG TWIN 1984-1998
	A-25416-84B	25416-84B	pk-10 O-RING, CLUTCH INSPECTION COVER, **QUAD RING** B/T 1984-1998
	* 47-2205	25416-99B	pk-5 GASKETS, DERBY COVER, **FOAMET MATERIAL** BIG TWIN 1999-2006
	A-25416-99	25416-99	pk-10 O-RING, CLUTCH INSPECTION COVER, BIG TWIN 1999-2006
8	A-33318-85	33318-85	pk-10 LOCK TAB, INNER PRIMARY COVER, BIG TWIN 1987-2004
9	A-33446-94	33446-94	each BUSHING, INNER PRIMARY COVER, **BRONZE** BIG TWIN 1994-2006
10	L-3-893	34901-94	pk-5 GASKET, PRIMARY COVER **WITH SILICONE BEAD** BIG TWIN 1994-P.
	54-3483	34901-94A	pk-5 GASKET, PRIMARY COVER **WITH SILICONE BEAD** BIG TWIN 1994-P.
11	L-3-878	34906-85	pk-10 GASKET, INSPECTION COVER, BIG TWIN 1985-PRESENT
12	A-60678-85	60678-85	pk-10 RETAINING RING, INNER PRIMARY COVER, BIG TWIN 1985-PRESENT

5120 HILDA ROAD BLACKVILLE, S.C. 29817* 803-284-3304*

****EASTERN MOTORCYCLE PARTS****

****CLUTCH****

****SPORTSTER 1954-1970****



****CONTINUED NEXT PAGE****

5120 HILDA ROAD* BLACKVILLE, S.C. 29817* 803-284-3304

Pg 246

****EASTERN MOTORCYCLE PARTS****

****CLUTCH****

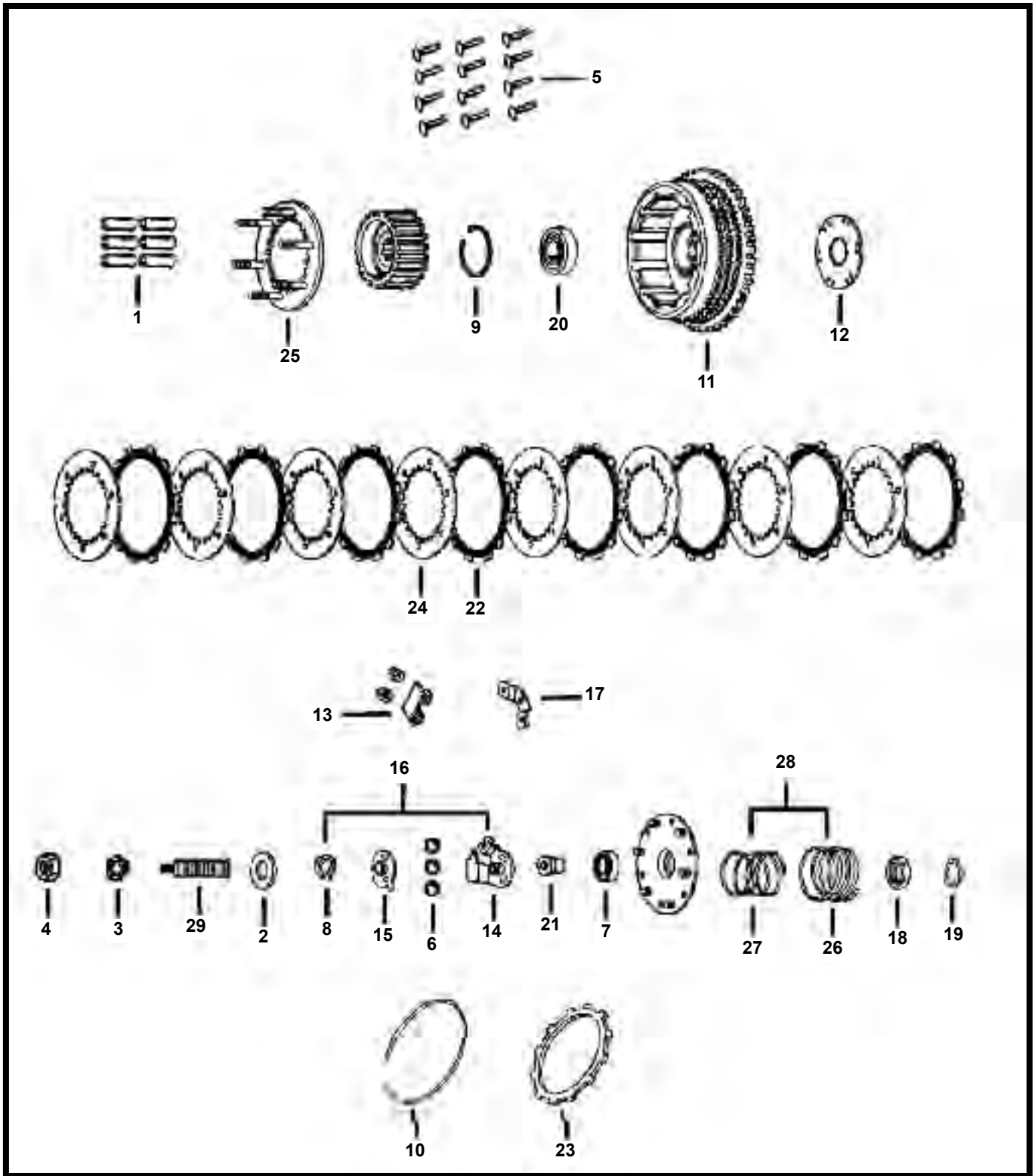
****SPORTSTER 1954-1970****

<u>DIAGRAM NUMBER</u>	<u>EASTERN NUMBER</u>	<u>REPLACES OEM</u>		<u>DESCRIPTION</u>
1	A-8215	8215	pk-12	RIVETS, RATCHET PLATE, **13/16 LONG** SPORTSTER 1954-1970
	A-8215-100	8215	pk-100	RIVETS, RATCHET PLATE, **13/16 LONG** SPORTSTER 1954-1970
2	A-33162-67	33162-67	each	STARTER RING GEAR, SPORTSTER 1967-1979
3	W-14-191	33379-57	each	RATCHET PLATE, SPORTSTER 1957-1970
4	A-34897-53	34897-53	each	SCREW RETAINERS, CLUTCH COVER DOME, SPORTSTER 1954-1970
5	A-37201-54	37201-54	each	CLUTCH RELEASE WORM & LEVER, SPORTSTER 1954-1970
6	A-37210-47	37210-47	each	COVER, RELEASING WORM, SPORTSTER 1954-1970
7	A-37222-52	37222-52	each	SPRING, CLUTCH WORM LEVER, SPORTSTER 1954-1990
8	A-37276-53	37276-53	each	CLUTCH RELEASING ROD, **RIGHT/CENTER** SPORTSTER 1954-'70
9	A-37279-56	37279-56	each	CLUTCH RELEASING ROD, **LEFT SIDE** SPORTSTER 1956-1969
	A-37279-67	37280-67	each	CLUTCH RELEASING ROD, **LEFT SIDE** SPORTSTER 1967-1970
	A-37279-80		kit	CLUTCH RELEASING KIT, SPORTSTER 1956-1969
				KIT INCLUDES: (1) 37276-53, (1) 37279-56, (1) 37281-47, (1) 37282-53
	A-37280-80		kit	CLUTCH RELEASING KIT, SPORTSTER 1967-1970
				KIT INCLUDES: (1) 37276-53, (1) 37279-67, (1) 37281-47, (1) 37282-53
10	A-37281-47	37281-47	each	CLUTCH RELEASING ROD, **LEFT/CENTER** SPORTSTER 1954-1970
11	A-37282-53	37282-53	each	CLUTCH RELEASING ROD, **CENTER** SPORTSTER 1954-1970
12	A-37339-53	37339-53	pk-10	OIL SEAL, CLUTCH RELEASING ROD, SPORTSTER 1954-1970
13	A-37526-56A	37526-56A	each	NUT, CLUTCH HUB, SPORTSTER 1956-1969
14	A-37527-67	37527-67	each	NUT, CLUTCH HUB, SPORTSTER 1967-1984
15	A-37533-52A	37533-52A	pk-10	LOCK TAB, CLUTCH HUB NUT, SPORTSTER 1954-1984
16	A-37535-52	37535-52	each	SPACER, CLUTCH HUB BEARING RACE, SPORTSTER 1954-1970
17	A-37556-57B	37556-57B	each	CLUTCH HUB WITH STUDS, SPORTSTER 1957-1969
18	A-37568-67	37568-67	each	SPACER, CLUTCH HUB DRUM, **1.047** SPORTSTER 1967-1970
19	A-37581-52	37581-52	pk-3	NUTS, CLUTCH HUB STUDS, (LARGE) SPORTSTER 1954-1970
20	A-37582-52	37582-52	pk-3	NUTS, CLUTCH HUB STUDS, (SMALL) SPORTSTER 1954-1970
21	A-37584-54	37584-54	set-6	CLUTCH HUB STUDS, **2.835 LONG** SPORTSTER 1954-1963
	A-37584-64	37584-64	set-6	CLUTCH HUB STUDS, **2.700 LONG** SPORTSTER 1964-1966
	A-37584-67	37584-67	set-6	CLUTCH HUB STUDS, **2.500 LONG** SPORTSTER 1967-1970
22	A-37721-54	37721-54	pk-5	WASHER, CLUTCH HUB SPROCKET, SPORTSTER 1954-1970
23	A-37722-52	37722-52	each	BEARING, CLUTCH SPROCKET, SPORTSTER 1954-1970
24	A-37731-52	37731-52	pk-5	WASHER, SPROCKET BEARING, (.095) SPORTSTER 1954-1970
	A-37732-52	37732-52	pk-5	WASHER, SPROCKET BEARING, (.097) SPORTSTER 1954-1970
	A-37733-52	37733-52	pk-5	WASHER, SPROCKET BEARING, (.098) SPORTSTER 1954-1970
	A-37734-52	37734-52	pk-5	WASHER, SPROCKET BEARING, (.101) SPORTSTER 1954-1970
	A-37735-52	37735-52	pk-5	WASHER, SPROCKET BEARING, (.092) SPORTSTER 1954-1970
	A-37735-SET		set-5	WASHER SET, SPROCKET BEARING, (.092-.101) SPORT. 1954-1970
				SET INCL: (1ea) 37731-52, 37732-52, 37733-52, 37734-52, 37735-52
25	A-37740-57	37740-57	pk-5	OIL SEAL, CLUTCH SPROCKET SHELL, SPORTSTER 1967-1969
26	A-37741-67	37741-67	pk-5	OIL SEAL, CLUTCH HUB, SPORTSTER 1967-1970
27	A-37760-52	37760-52	each	CLUTCH COVER DOME, SPORTSTER 1954-1970
28	L-3-866	37762-52	pk-10	GASKET, CLUTCH COVER DOME, SPORTSTER 1954-1970
29	A-37876-52	37876-52	each	CLUTCH RELEASE DISC, SPORTSTER 1952-1970
30	E-423	37985-52A	set-7	CLUTCH DRIVE PLATES, (SET-7) SPORTSTER 1954-1970
31	A-37992-52	37992-52	each	CLUTCH DRIVE PLATES (STEEL) SPORTSTER 1954-1970
32	A-38013-52	38013-52	each	CLUTCH PRESSURE PLATE, (OUTER) SPORTSTER 1954-1970
33	A-38076-52	38076-52	set-6	CLUTCH SPRINGS, FOR SPRING CUPS, SPORTSTER 1954-1970
34	A-38101-52	38101-52	set-6	SPRING CUPS, FOR RELEASE DISC, SPORTSTER 1954-1970
35	A-38130-54	38130-54	pk-5	ADJUSTING SCREW, CLUTCH PUSH ROD, SPORTSTER 1954-1970
36	A-38135-50	38135-50	pk-5	NUT, ADJUSTING SCREW, CLUTCH PUSH ROD, SPORTSTER 1954-'70

EASTERN MOTORCYCLE PARTS

CLUTCH

SPORTSTER 1971-E/1984




CONTINUED NEXT PAGE

****EASTERN MOTORCYCLE PARTS****

****CLUTCH****

****SPORTSTER 1971-E/1984****

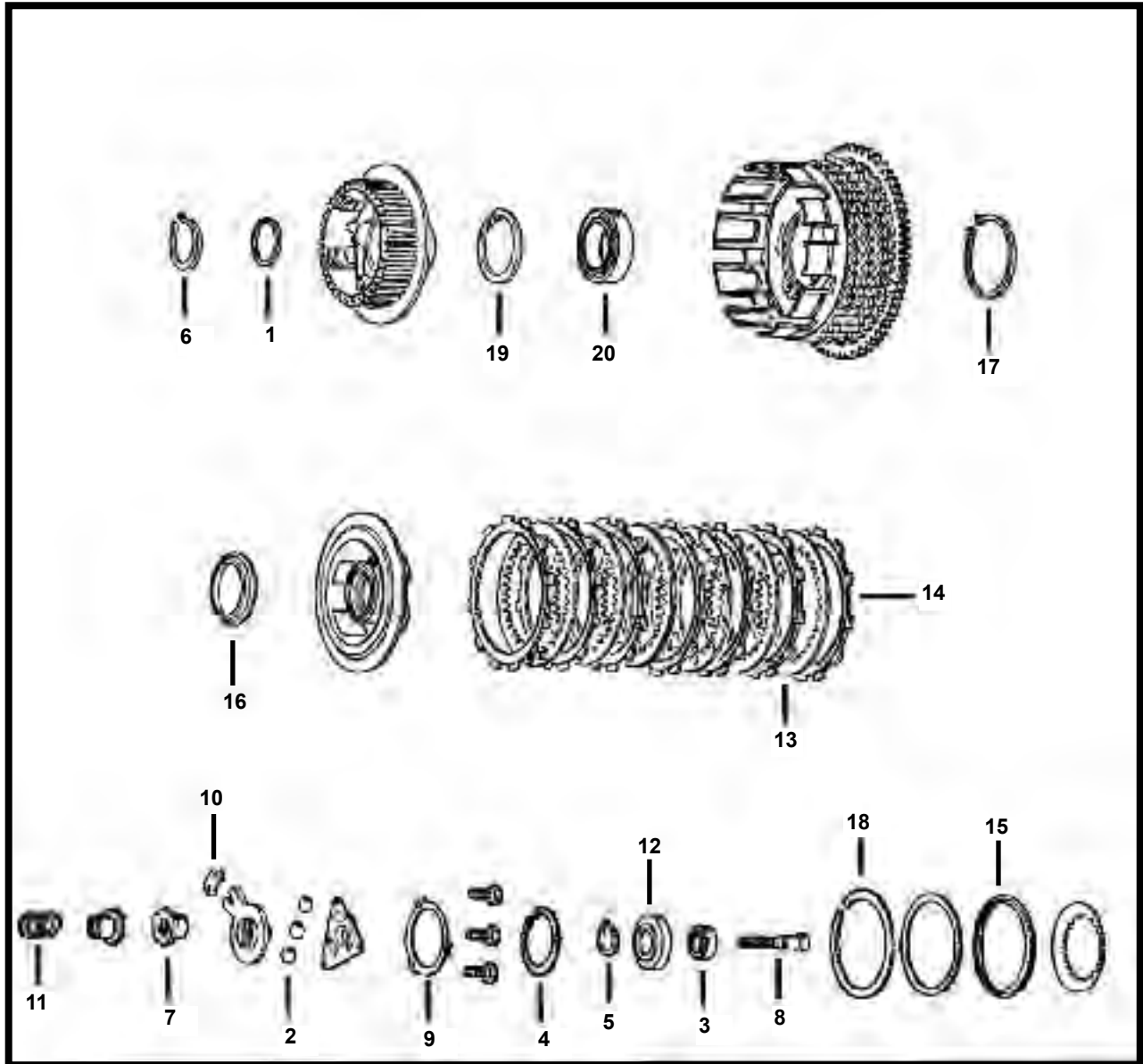
<u>DIAGRAM NUMBER</u>	<u>EASTERN NUMBER</u>	<u>REPLACES OEM</u>	<u>DESCRIPTION</u>
1	A-5995	5995	set-6 SPACER, CLUTCH HUB (1.530 LONG) SPORTSTER 1974-1984
	A-5996	5996	set-6 SPACER, CLUTCH HUB (1.490 LONG) SPORTSTER 1974-1984
	A-5997	5997	set-6 SPACER, CLUTCH HUB (1.450 LONG) SPORTSTER 1974-1984
2	A-6860	6860	pk-10 WASHER, OUTER CLUTCH RAMP, SPORTSTER 1971-1984
3	35-0236	7130W	pk-100 LOCK WASHER, (3/8 INTERNAL) **ZINC PLATED**
4	A-7803	7803	pk-5 NUT, CLUTCH ADJUSTING SCREW, SPORTSTER 1971-E/1984
5	A-8216	8216	pk-12 RIVETS, RATCHET PLATE, (7/16 LONG) SPORTSTER 1971-1975
	A-8216-100	8216	pk-100 RIVETS, RATCHET PLATE, (7/16 LONG) SPORTSTER 1971-1975
6	A-8860	8860	pk-12 BALL BEARING, CLUTCH RAMP (5/16 DIA) SPORTSTER 1952-1981
7	A-9073	9073	each BEARING, CLUTCH RELEASE DISC, SPORTSTER 1971-E/1984
8	A-11005	11005	pk-10 RETAINING RING, CLUTCH ADJUSTING SCREW, SPORT. 1971-1984
9	A-11052	11052	pk-10 RETAINING RING, CLUTCH HUB BEARING, SPORTSTER 1971-1984
10	A-11053	11053	pk-10 RETAINING RING, CLUTCH SHELL, SPORTSTER 1971-1984
11	A-33162-67	33162-67	each STARTER RING GEAR, (ONLY) SPORTSTER 1967-1979
12	W-14-189	33379-71A	each RATCHET PLATE, SPORTSTER 1971-1979
13	A-34920-71	34920-71	each COUPLING, CLUTCH CABLE TO RAMP, SPORTSTER 1971-E/1984
14	A-37202-71A	37202-71A	each CLUTCH RAMP, (INNER) SPORTSTER 1971-1985
15	A-37203-71A	37203-71A	each CLUTCH RAMP, (OUTER) SPORTSTER 1971-1985
16	A-37204-KIT		kit CLUTCH RAMP KIT, (INNER & OUTER) SPORTSTER 1971-1985 KIT INCLUDES: (3) 8860, (1) 11005, (1) 37202-71A, (1) 37203-71A
17	A-37499-71	37499-71	set-6 RETAINERS, CLUTCH RELEASE DISC, SPORTSTER 1971-1985
18	A-37527-67	37527-67	each NUT, CLUTCH HUB, SPORTSTER 1967-1984
19	A-37533-52A	37533-52A	pk-10 LOCK TAB, CLUTCH HUB NUT, SPORTSTER 1954-1984
20	A-37722-71	37722-71	each BEARING, CLUTCH SPROCKET SHELL, SPORTSTER 1971-1984
21	A-37879-71	37879-71	each THRUST BEARING COLLAR, SPORTSTER 1971-1984
22	E-424	37985-71	set-8 CLUTCH DRIVE PLATES, SPORTSTER 1971-1984
23	A-37987-71	37987-71	each FRICTION DRIVE PLATE (OUTER) SPORTSTER 1971-E/1984
24	A-37992-71A	37992-71A	each CLUTCH DRIVE PLATE (STEEL) SPORTSTER 1971-E/1984
25	A-38005-74	38005-74	each CLUTCH BACKING PLATE, SPORTSTER 1971-E/1984
26	A-38079-72	38079-72	each SPRING, RELEASING DISC (OUTER) SPORTSTER 1971-1984
	A-38080-90		each SPRING, RELEASING DISC **HEAVY DUTY** SPORTSTER 1971-1984 (THIS 1-PIECE SPRING IS A THICKER GAUGE WIRE)
27	A-38080-71	38080-71	each SPRING, RELEASING DISC (INNER) SPORTSTER 1971-1984
28	A-38080-SET		set SPRING SET, RELEASING DISC, SPORTSTER 1971-1984 SET INCLUDES: (1) 38079-72, (1) 38080-71
29	A-38130-71	38130-71	pk-5 SCREW, CLUTCH PUSH ROD, SPORTSTER 1971-1984



****EASTERN MOTORCYCLE PARTS****

****CLUTCH****

****SPORTSTER LATE 1984-1990****



****CONTINUED NEXT PAGE****

5120 HILDA ROAD* BLACKVILLE, S.C. 29817* 803-284-3304

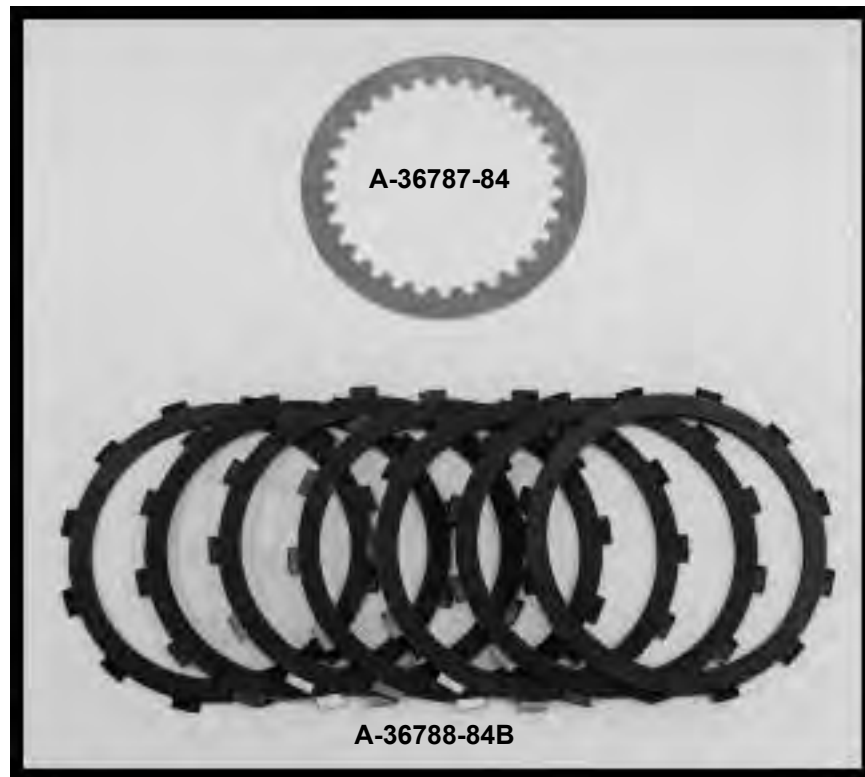
Pg 250

****EASTERN MOTORCYCLE PARTS****

****CLUTCH****

****SPORTSTER LATE 1984-1990****

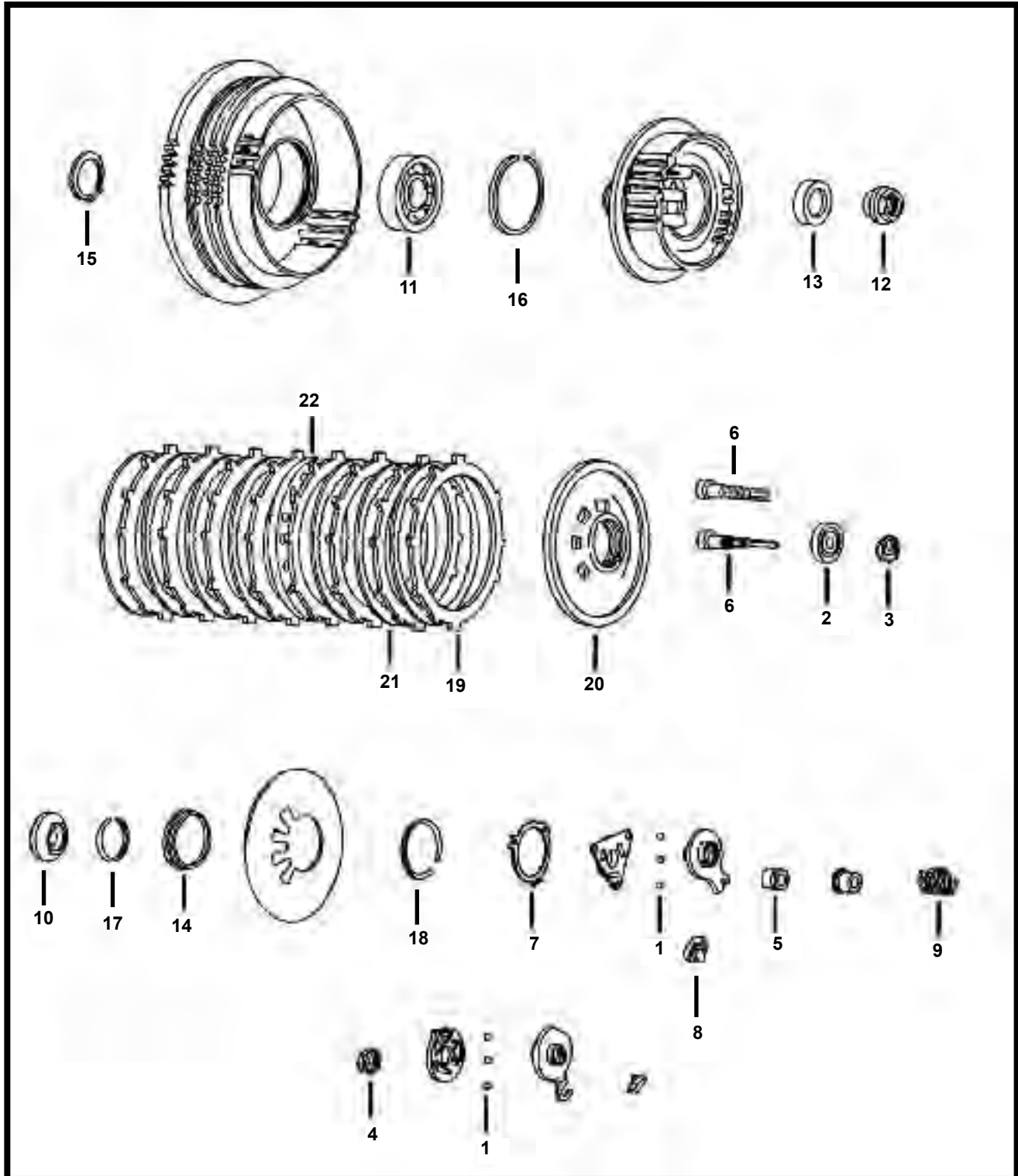
<u>DIAGRAM NUMBER</u>	<u>EASTERN NUMBER</u>	<u>REPLACES OEM</u>	<u>DESCRIPTION</u>
1 *	A-5707	5707	pk-5 SPACER, CLUTCH HUB, SPORTSTER L/1984-1990
2	A-8873	8873	pk-25 BALL BEARING, **3/8" DIAMETER** SPORTSTER 1937-PRESENT
3	A-8885	8885	each BEARING, ADJUSTMENT SCREW, SPORTSTER L/1984-1990
4	A-11045	11045	pk-10 RETAINING RING, CLUTCH BEARING GUIDE, SPORT. L/1984-1990
5	A-11046	11046	pk-10 RETAINING RING, CLUTCH ADJ. SCREW, SPORTSTER L/1984-PRES.
6	A-11164	11164	pk-10 RETAINING RING, CLUTCH HUB BEARING, SPORTSTER L/1984-1990
7	A-11730A	11730A	pk-5 NUT, CLUTCH ADJUSTING SCREW, SPORTSTER L/1984-PRESENT
8	A-11735B	11735B	each SCREW, CLUTCH ADJUSTMENT, SPORTSTER L/1984-1993
9	A-25448-84	25448-84	pk-10 LOCK TAB, CLUTCH RAMP, SPORTSTER L/1984-1993
10	A-34920-86	34920-86	each COUPLING, CLUTCH CABLE, SPORTSTER 1986-PRESENT
11	A-36715-84	36715-84	pk-10 SPRING, CLUTCH ADJUSTMENT, SPORTSTER L/1984-1993
12	A-36730-84	36730-84	each BEARING GUIDE, SPORTSTER L/1984-1990
13	A-36787-84	36787-84	each CLUTCH DRIVE PLATE, **STEEL** (5-USED) SPORT. L/1984-1990
14	A-36788-84	36788-84	set-7 CLUTCH FRICTION DISC, **IMPORTED** SPORTSTER L/1984-1990
	A-36788-84B	36788-84	set-7 CLUTCH FRICTION DISC, **U.S.A.** SPORTSTER L/1984-1990
15	A-36793-84	36793-84	pk-5 CLUTCH SEAT SPRING **CENTER** SPORTSTER L/1984-1990
16	A-36794-84	36794-84	pk-5 CLUTCH SEAT SPRING **INNER** SPORTSTER L/1984-1990
16	A-36795-84	36795-84	pk-10 RETAINING RING, CLUTCH HUB SHELL, SPORTSTER L/1984-1990
18	A-36797-84	36797-84	pk-10 RETAINING RING, CLUTCH PRESSURE PLATE, SPORT. L/1984-1990
19	A-36798-84	36798-84	pk-10 RETAINING RING, CLUTCH HUB, SPORTSTER L/1984-1990
20	A-36799-84	36799-84	each BEARING, CLUTCH SHELL, SPORTSTER L/1984-1990



****EASTERN MOTORCYCLE PARTS****

****CLUTCH****

****SPORTSTER 1991-PRESENT****




****CONTINUED NEXT PAGE****

****EASTERN MOTORCYCLE PARTS****

****CLUTCH****

****SPORTSTER 1991-PRESENT****

DIAGRAM NUMBER	EASTERN NUMBER	REPLACES OEM	DESCRIPTION
1	A-8873	8873	pk-25 BALL BEARING, CLUTCH RAMP, (3/8" DIAMETER) SPORT. 1991-1997
2	A-8885	8885	each BEARING, CLUTCH ADJUSTMENT SCREW, SPORTSTER 1984-PRES.
3	A-11046	11046	pk-10 RETAINING RING, CLUTCH ADJUSTING SCREW, SPORT. 1984-PRES.
4	A-11250	11250	pk-10 RETAINING RING, CLUTCH RAMP, SPORTSTER 1994-PRESENT
5	A-11730A	11730	pk-5 NUT, CLUTCH ADJUSTING SCREW, SPORTSTER 1984-PRESENT
6	A-11735B	11735B	each SCREW, CLUTCH ADJUSTMENT, SPORTSTER 1984-1994
	A-11752	11752	each SCREW, CLUTCH ADJUSTMENT, SPORTSTER 1994-2003
	A-11765Y	11765Y	each SCREW, CLUTCH ADJUSTMENT, SPORTSTER 2004-PRESENT
7	A-25448-84	25448-84	pk-10 LOCK TAB, CLUTCH RAMP, SPORTSTER 1984-1994
8	A-34920-86	34920-86	each COUPLING, CLUTCH CABLE, SPORTSTER 1986-PRESENT
9	A-36715-84	36715-84	pk-10 SPRING, CLUTCH ADJUSTMENT, SPORTSTER 1984-1994
	A-36715-94	36715-94	pk-10 SPRING, CLUTCH ADJUSTMENT, SPORTSTER 1994-PRESENT
10	A-36731-91	36731-91	each BEARING GUIDE, CLUTCH SCREW (WITHOUT BEARING) SP. 1991-P.
11	A-36799-91	36799-91	each BEARING, CLUTCH SHELL, SPORTSTER 1991-PRESENT
12	A-37495-91	37495-91	each NUT, MAINSHAFT, SPORTSTER 1991-PRESENT
13	A-37870-91	37870-91	each SPRING WASHER, CLUTCH HUB AND MAINSHAFT, SPORT. 1991-P.
14	A-37872-90	37872-90	each SPRING SEAT, INNER CLUTCH, SPORTSTER 1991-PRESENT
15	A-37904-90	37904-90	pk-5 RETAINING RING, CLUTCH BEARING, SPORTSTER 1991-PRESENT
16	A-37905-90	37905-90	pk-5 RETAINING RING, CLUTCH BEARING, SPORTSTER 1991-PRESENT
17	A-37908-90	37908-90	pk-5 RETAINING RING, CLUTCH PRESSURE PLATE, SPORTSTER 1991-P.
18	A-37909-90	37909-90	pk-5 RETAINING RING, CLUTCH PRESSURE PLATE, SPORT. 1991-PRES.
19	A-37911-90	37911-90	set-8 CLUTCH FRICTION PLATES, SPORTSTER 1991-PRESENT
20	A-37912-91	37912-91	each CLUTCH PRESSURE PLATE (ALUMINUM) SPORTSTER 1991-PRES.
21	A-37913-90	37913-90	each CLUTCH DRIVE PLATE, (STEEL) SPORTSTER 1991-PRESENT
22	A-37977-90	37977-90	each CLUTCH SEPARATOR PLATE, SPORTSTER 1991-PRESENT




****EASTERN MOTORCYCLE PARTS****

****CLUTCH HUBS****

****AND RELATED PARTS****

****BIG TWIN-SPORTSTER****



A-37550-90A





<u>EASTERN NUMBER</u>	<u>REPLACES OEM</u>		<u>DESCRIPTION</u>
A-37550-41A	37550-41A	each	CLUTCH HUB, **ONLY** , (3-STUD) BIG TWIN 1936-1984 CLUTCH HUB DOES NOT INCLUDE: RETAINER, BEARINGS, PLATE, NUTS OR SPRINGS
A-37550-41C	37550-41C	each	CLUTCH HUB, **COMPLETE** (3-STUD) BIG TWIN 1936-1984 CLUTCH HUB DOES INCLUDE: RETAINER, BEARINGS, PLATE, NUTS & SPRINGS
A-37550-41TB	37550-41TB	each	CLUTCH HUB, **COMPLETE** (5-STUD) BIG TWIN 1936-1984 CLUTCH HUB DOES INCLUDE: RETAINER, BEARINGS, PLATE, NUTS & SPRINGS
A-37550-84A	37550-84A	each	CLUTCH HUB, **INNER** BIG TWIN L/1984-1989
A-37550-90A	37550-90A	each	CLUTCH HUB, **INNER** BIG TWIN 1990-1997
A-37550-98	37550-98	each	CLUTCH HUB, INNER, BIG TWIN 1998-2006
A-37567-41A	36567-41A	kit	CLUTCH HUB RETAINER WITH BEARINGS, BIG TWIN 1936-1984
A-37574-44	37574-44	pk-10	CLUTCH HUB SPRINGS, BIG TWIN 1936-1984
A-37576-41	37576-41	each	CLUTCH HUB BEARING PLATE PLATE, BIG TWIN 1936-1984
A-37581-47	37581-47	set-3	CLUTCH HUB NUTS, BIG TWIN 1936-1984
A-38010-41	38010-41	each	CLUTCH HUB PRESSURE PLATE, (3-STUD) BIG TWIN 1936-1984
A-38010-41B	38010-41B	each	CLUTCH HUB PRESSURE PLATE, (5-STUD) BIG TWIN 1936-1984

****EASTERN MOTORCYCLE PARTS****

****CLUTCH PLATES****

****FRICTION AND STEEL****

****BIG TWIN-SPORTSTER****





****CONTINUED ON NEXT PAGE****

5120 HILDA ROAD* BLACKVILLE, S.C. 29817* 803-284-3304

EASTERN MOTORCYCLE PARTS

CLUTCH RELATED PARTS

BIG TWIN-SPORTSTER



<u>EASTERN NUMBER</u>	<u>REPLACES OEM</u>	<u>DESCRIPTION</u>
A-5995	5995	set-6 SPACER, CLUTCH STUD (1.530 LONG) SPORTSTER 1974-1984
A-5996	5996	set-6 SPACER, CLUTCH STUD (1.490 LONG) SPORTSTER 1974-1984
A-5997	5997	set-6 SPACER, CLUTCH STUD (1.450 LONG) SPORTSTER 1974-1984
A-11730A	11730A	pk-5 NUT, CLUTCH ADJUSTMENT SCREW, SPORTSTER L/1984-PRESENT
A-11735B	11735B	each CLUTCH ADJUSTMENT SCREW, SPORTSTER L/1984-1993
A-11752	11752	each CLUTCH ADJUSTMENT SCREW, SPORTSTER 1994-PRESENT
A-36787-84	36787-84	each CLUTCH DRIVE PLATES, **STEEL** (5 USED) SPORTSTER L/1984-1990
A-36788-84	36788-84	set-7 CLUTCH FRICTION PLATES, SPORTSTER L/1984-1990 **IMPORTED**
A-36788-84B	36788-84B	set-7 CLUTCH FRICTION PLATES, SPORTSTER L/1984-1990 **MADE IN U.S.A.**
A-36906-36	36906-36	pk-5 WASHER, (SPIDER) FOOT CLUTCH, BIG TWIN -1936-1957, FORTY-FIVE 1937-1973
A-37070-39B	* 37070-39B	each RELEASE FINGER, **4-SPEED** BIG TWIN 1941-1984

5120 HILDA ROAD* BLACKVILLE, S.C. 29817* 803-284-3304

****EASTERN MOTORCYCLE PARTS****

****CLUTCH RELATED PARTS****

****BIG TWIN-SPORTSTER****

<u>EASTERN NUMBER</u>	<u>REPLACES OEM</u>		<u>DESCRIPTION</u>
V-13-185	37074-38B	each	SHAFT, CLUTCH RELEASE LEVER, **4-SPEED** BIG TWIN 1941-1984
A-37201-54	37201-54	each	CLUTCH RELEASE WORM AND LEVER, SPORTSTER 1954-1970
A-37202-71A	37202-71A	each	CLUTCH RAMP, (INNER) SPORTSTER 1971-1985
A-37203-71A	37203-71A	each	CLUTCH RAMP, (OUTER) SPORTSTER 1971-1985
A-37204-KIT		kit	CLUTCH RAMP, (INNER, OUTER & BALLS) SPORTSTER 1971-1985
A-37210-47	37210-47	each	COVER, RELEASE WORM, SPORTSTER 1954-1970
A-37222-52	37222-52	pk-10	SPRINGS, CLUTCH WORM LEVER, SPORTSTER 1954-1990
A-37276-53	37276-53	each	CLUTCH RELEASE ROD, **RIGHT CENTER** SPORTSTER 1954-1970
A-37279-56	37279-56	each	CLUTCH RELEASE ROD, **LEFT SIDE** SPORTSTER 1956-1969
A-37279-67	37279-67	each	CLUTCH RELEASE ROD, **LEFT SIDE** SPORTSTER 1967-1970
A-37279-80		kit	CLUTCH RELEASE ROD KIT (37276-53,37279-56,37281-47,37282-53) SPORT. 1956-1969
A-37280-80		kit	CLUTCH RELEASE ROD KIT (37276-53,37280-67,37281-47,37282-53) SPORT. 1967-1970
A-37281-47	37281-47	each	CLUTCH RELEASE ROD, **LEFT CENTER** SPORTSTER 1954-1970
A-37282-53	37282-53	each	CLUTCH RELEASE ROD, **CENTER** SPORTSTER 1954-1970
A-37310-39	37310-39	each	CLUTCH RELEASE BEARING, BIG TWIN 1939-1975
A-37357-41	37357-41	pk-5	ADJUSTING SCREW, CLUTCH PUSH ROD, BIG TWIN 1941-E/1984
A-37357-84	37357-84	pk-5	ADJUSTING SCREW, CLUTCH PUSH ROD, BIG TWIN L/1984-1990
A-37358-41	37358-41	pk-5	ADJUSTING SCREW, CLUTCH PUSH ROD, FORTY-FIVE 1941-1973
A-37361-41	37361-41	pk-5	NUT, CLUTCH ADJUSTING SCREW, BIG TWIN 1941-E/1984, FORTY-FIVE 1941-1973
A-37480-41	37480-41	pk-5	THRUST WASHER, CLUTCH GEAR, FORTY-FIVE 1941-1973
A-37499-71	37499-71	set-6	RETAINER, CLUTCH RELEASE DISC, SPORTSTER 1971-1975
A-37535-52	37535-52	each	SPACER, CLUTCH HUB BEARING RACE, SPORTSTER 1952-1969
A-37549-41	37549-41	each	CLUTCH HUB LINING AND RIVETS, BIG TWIN 1936-1984
A-37550-41C	37550-41C	each	CLUTCH HUB, COMPLETE, BIG TWIN 1936-1984 **IMPORTED**
A-37556-57B	37556-57B	each	CLUTCH HUB WITH STUDS, SPORTSTER 1957-1969
A-37567-41A	37567-41A	kit	CLUTCH HUB ROLLERS AND RETAINER, BIG TWIN 1936-1984
A-37568-67	37568-67	each	SPACER, CLUTCH HUB DRUM, **1.047 LONG** SPORTSTER 1967-1970
A-37581-47	37581-47	set-3	NUTS, CLUTCH HUB STUD, BIG TWIN 1937-1984, FORTY-FIVE 1941-1973
A-37581-52	37581-52	set-3	NUTS, CLUTCH HUB STUD, (LARGE) SPORTSTER 1954-1970
A-37582-52	37582-52	set-3	NUTS, CLUTCH HUB STUD, (SMALL) SPORTSTER 1954-1970
A-37576-41	37576-41	each	CLUTCH HUB BEARING PLATE, BIG TWIN 1936-1984
A-37583-41	37583-41	set-3	CLUTCH HUB STUDS, (LONG) BIG TWIN 1941-1984
A-37584-41	37584-41	set-3	CLUTCH HUB STUDS, (LONG) FORTY-FIVE 1941-1973
A-37584-54	37584-54	set-6	CLUTCH HUB STUDS, **2.835 LONG** SPORTSTER 1954-1963
A-37584-64	37584-64	set-6	CLUTCH HUB STUDS, **2.700 LONG** SPORTSTER 1964-1966
A-37584-67	37584-67	set-6	CLUTCH HUB STUDS, **2.500 LONG** SPORTSTER 1967-1970
A-37585-41	37585-41	set-7	CLUTCH HUB STUDS, (SHORT) BIG TWIN 1941-1984
A-37586-41	37586-41	set-7	CLUTCH HUB STUDS, (SHORT) FORTY-FIVE 1941-1973
A-37721-54	37721-54	pk-5	WASHERS, CLUTCH HUB SPROCKET, SPORTSTER 1954-1970
A-37731-52	37731-52	pk-5	WASHERS, CLUTCH HUB SPROCKET BEARING (.095 THICK) SPORTSTER 1952-1970
A-37732-52	37732-52	pk-5	WASHERS, CLUTCH HUB SPROCKET BEARING (.097 THICK) SPORTSTER 1952-1970
A-37733-52	37733-52	pk-5	WASHERS, CLUTCH HUB SPROCKET BEARING (.098 THICK) SPORTSTER 1952-1970
A-37734-52	37734-52	pk-5	WASHERS, CLUTCH HUB SPROCKET BEARING (.101 THICK) SPORTSTER 1952-1970
A-37735-52	37735-52	pk-5	WASHERS, CLUTCH HUB SPROCKET BEARING (.092 THICK) SPORTSTER 1952-1970
A-37735-SET		set-5	WASHERS, CLUTCH HUB SPROCKET BEARING, SPORTSTER 1952-1970 SET INCLUDES: (1ea) 37731-52, 37732-52, 37733-52, 37734-52, 37735-52
A-37753-76	37753-76	each	SPACER, CLUTCH SPROCKET, SPORTSTER 1967-1979
A-37754-74	37754-74	each	SPACER, CLUTCH HUB DRUM, (1.047 LONG) SPORTSTER 1957-1970
A-37755-73	37755-73	each	SPACER, CLUTCH HUB DRUM, (1.153 LONG) SPORTSTER 1971-1979
A-37760-52	37760-52	each	CLUTCH COVER, SPORTSTER 1954-1970
A-37870-91	37870-91	each	SPRING WASHER, CLUTCH HUB AND MAINSHAFT, SPORTSTER 1991-PRESENT
A-37876-52	37876-52	each	CLUTCH RELEASING DISC, SPORTSTER 1952-1970
A-37879-71	37879-71	each	COLLAR, THRUST BEARING, SPORTSTER 1971-1984


****CONTINUED ON NEXT PAGE****

****EASTERN MOTORCYCLE PARTS****

****CLUTCH PLATES****

****FRICTION AND STEEL****

****BIG TWIN-SPORTSTER****



<u>EASTERN NUMBER</u>	<u>REPLACES OEM</u>	<u>DESCRIPTION</u>
A-37911-90	37911-90	set-8 CLUTCH FRICTION DISC, BIG TWIN 1990-1997, SPORTSTER 1991-P. **MADE IN USA**
A-37913-90	37913-90	each CLUTCH DRIVE PLATES, **STEEL** BIG TWIN 1990-1997, SPORT. 1991-P., **U.S.A.**
41-0100	37913-98	each CLUTCH PRESSURE PLATE, (STEEL) BIG TWIN 1998-PRESENT
E-421	37930-68A	kit-7 KIT, CLUTCH DISC WITH CLUTCH HUB LINING, (SET-7) BIG TWIN 1968-1984 KIT INCLUDES: (5) PLATES, (1) LINING & RIVETS
E-422	37930-41	kit-5 KIT, CLUTCH DISC WITH CLUTCH HUB LINING, (SET-5) BIG TWIN 1936-1967 KIT INCLUDES: (3) PLATES, (1) HALF PLATE, (1) LINING & RIVETS
A-37931-41	37931-41	set-2 CLUTCH FRICTION DISC, **STOCK STYLE** FORTY-FIVE 1941-1973 **IMPORTED**
A-37931-84	37931-84	set-6 CLUTCH FRICTION DISC, BIG TWIN L/1984-1990 **IMPORTED**
A-37950-41	37950-41	each CLUTCH OUTER DISC, (HALF PLATE) BIG TWIN 1941-1967
A-37975-41	37975-41	each CLUTCH DRIVE PLATES, **STEEL** (WITH BUFFERS) BIG TWIN 1941-1984
A-37975-81	37975-81	each CLUTCH DRIVE PLATES, **STEEL** (WITHOUT BUFFERS) BIG TWIN 1941-1984
A-37975-84	37975-84	each CLUTCH DRIVE PLATES, **STEEL** BIG TWIN L/1984-1989 **MADE IN U.S.A.**
41-0105	37977-41	each CLUTCH DRIVE PLATES, **STEEL** (WITH BUFFERS) FORTY-FIVE 1941-1973
A-37977-90	37977-90	each CLUTCH SPRING SEPARATOR PLATE, BIG TWIN 1990-1997, SPORTSTER 1991-P.
E-423	37985-52A	set-7 CLUTCH DRIVE PLATES, SPORTSTER 1954-1970
E-424	37985-71	set-8 CLUTCH DRIVE PLATES, SPORTSTER 1971-1984
A-37987-71	37987-71	each CLUTCH FRICTION DRIVE PLATE, (OUTER) SPORTSTER 1971-E/1984
A-37992-52	37992-52	each CLUTCH DRIVE PLATES, **STEEL** (7 USED) SPORTSTER 1954-1970
A-37992-71A	37992-71A	each CLUTCH DRIVE PLATES, **STEEL** (8 USED) SPORTSTER 1971-E/1984
A-38005-74	38005-74	each CLUTCH BACKING PLATE, (WITH STUDS) SPORTSTER 1971-E/1984
A-38010-41	38010-41	each CLUTCH PRESSURE PLATE, (3-STUD) BIG TWIN 1936-1984
A-38010-41B	38010-41B	each CLUTCH PRESSURE PLATE, (5-STUD) BIG TWIN 1936-1984
A-38013-52	38013-52	each CLUTCH PRESSURE PLATE, (OUTER) SPORTSTER 1954-1970
A-38025-41	38025-41	set-3 BUFFERS, CLUTCH DISC, BIG TWIN 1941-E/1981, FORTY-FIVE 1941-1973
A-38101-52	38101-52	set-6 SPRING CUPS FOR RELEASING DISC, SPORTSTER 1954-1970
A-38130-54	38130-53	pk-5 ADJUSTING SCREW, CLUTCH PUSH ROD, SPORTSTER 1954-1970
A-38130-71	38130-71	pk-5 ADJUSTING SCREW, CLUTCH PUSH ROD, SPORTSTER 1971-1984
A-38135-50	38135-50	pk-5 NUT, CLUTCH ADJUSTING SCREW, SPORTSTER 1954-1970
A-38502-52	38502-52	each EYE BOLT, CLUTCH BOOSTER SPRING, BIG TWIN 1952-1967


5120 HILDA ROAD* BLACKVILLE, S.C. 29817* 803-284-3304

****EASTERN MOTORCYCLE PARTS****

****CLUTCH LEVERS****

****AND RELATED PARTS****

****BIG TWIN-SPORTSTER****




<u>EASTERN NUMBER</u>	<u>REPLACES OEM</u>	<u>DESCRIPTION</u>
A-36906-36	36906-36 pk-5	WASHER, (SPIDER) FOOT CLUTCH, BIG TWIN -1936-1957, FORTY-FIVE 1937-1973
J-1-133	* 36917-36 each	ROD, CLUTCH RELEASE LEVER, HAND SHIFT **CHROME** BIG TWIN 1936-1964
J-1-132	36918-52 each	ROD, CLUTCH RELEASE LEVER, FOOT SHIFT **CHROME** BIG TWIN 1952-1967
J-1-131	37051-36 each	CLUTCH RELEASE LEVER, **CHROME** BIG TWIN 1936-1967
	37052-65	
J-1-130	37053-68 each	CLUTCH RELEASE LEVER, **CHROME** BIG TWIN 1968-1978
J-1-129	37054-79 each	CLUTCH RELEASE LEVER, **CHROME** BIG TWIN 1952-1967
J-1-171	kit	KIT, CLUTCH RELEASE LEVER AND BRACKET, **CHROME** BIG TWIN 1980-1986 KIT INCLUDES: 37085-80, 37094-82, 37096-83, 37096-85, 37098-83, 37098-85

****EASTERN MOTORCYCLE PARTS****

****PUSH ROD KITS****

****BIG TWIN 1970-PRESENT****

****4 AND 5 SPEED****



EASTERN NUMBER

DESCRIPTION


J-1-149	PUSH ROD KIT, BIG TWIN 1980-EARLY 1984, KIT INCLUDES (1) 11096A, (1) 37312-75, (2) 37313-80, (1) 37088-79, (1) 37089-79, (1) 37090-79
J-1-150	PUSH ROD KIT, BIG TWIN LATE 1984-ONLY, KIT INCLUDES (1) 11096A, (1) 37312-75, (2) 37313-80, (1) 37089-84, (1) 37090-84, (1) 37088-84
J-1-151	PUSH ROD KIT, BIG TWIN 1985-1986, KIT INCLUDES (1) 11096A, (1) 37312-75, (2) 37313-80, (1) 37088-85, (1)37089-84, (1) 37090-84
J-1-152	PUSH ROD KIT, BIG TWIN 1987-1989, KIT INCLUDES (1) 11096A, (1) 37312-75, (2) 37313-80, (1) 37088-87, (1) 37089-84, (1) 37090-84
J-1-153	PUSH ROD KIT, BIG TWIN 1984-1986, KIT INCLUDES (1) 11096A, (1) 37312-75, (2) 37313-80, (1) 37285-84, (1) 37089-84, (1) 37090-84
J-1-154	PUSH ROD KIT, BIG TWIN 1990-ONLY, KIT INCLUDES (1) 11096A, (1) 37312-75, (2) 37313-80, (1) 37088-90, (1) 37089-84, (1) 37090-84
J-1-157	PUSH ROD KIT, BIG TWIN 1991-1997, KIT INCLUDES (1) 11096A, (1) 37312-75, (2) 37313-80, (1) 37088-90, (1) 37069-90, (1) 37090-84A
J-1-158	PUSH ROD KIT, BIG TWIN 1998-PRESENT, KIT INCLUDES (1) 11096A, (1) 37312-75, (2) 37313-80, (1) 37088-90, (1) 37069-90, (1) 37090-98
J-1-159	PUSH ROD KIT, (DYNA) BIG TWIN 2006-PRESENT, KIT INCLUDES (1) 11096A, (1) 37312-75, (2) 37313-80, (1) 37092-06, (1) 37069-90, (1) 37090-98
A-37312-KIT	BEARING KIT, BIG TWIN 1975-PRESENT, KIT INCLUDES (1) 11096A, (1) 37312-75, (2) 37313-80

****EASTERN MOTORCYCLE PARTS****

****CLUTCH PUSH RODS****

****AND PUSH ROD ENDS****

****BIG TWIN-SPORTSTER****



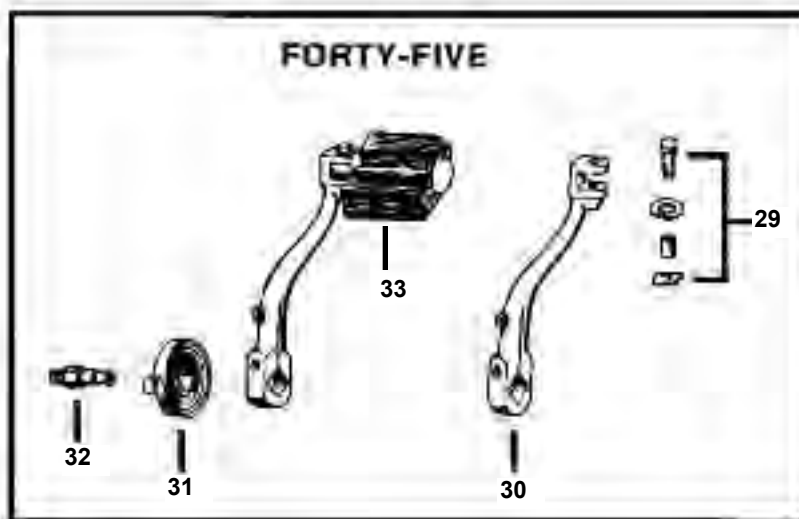
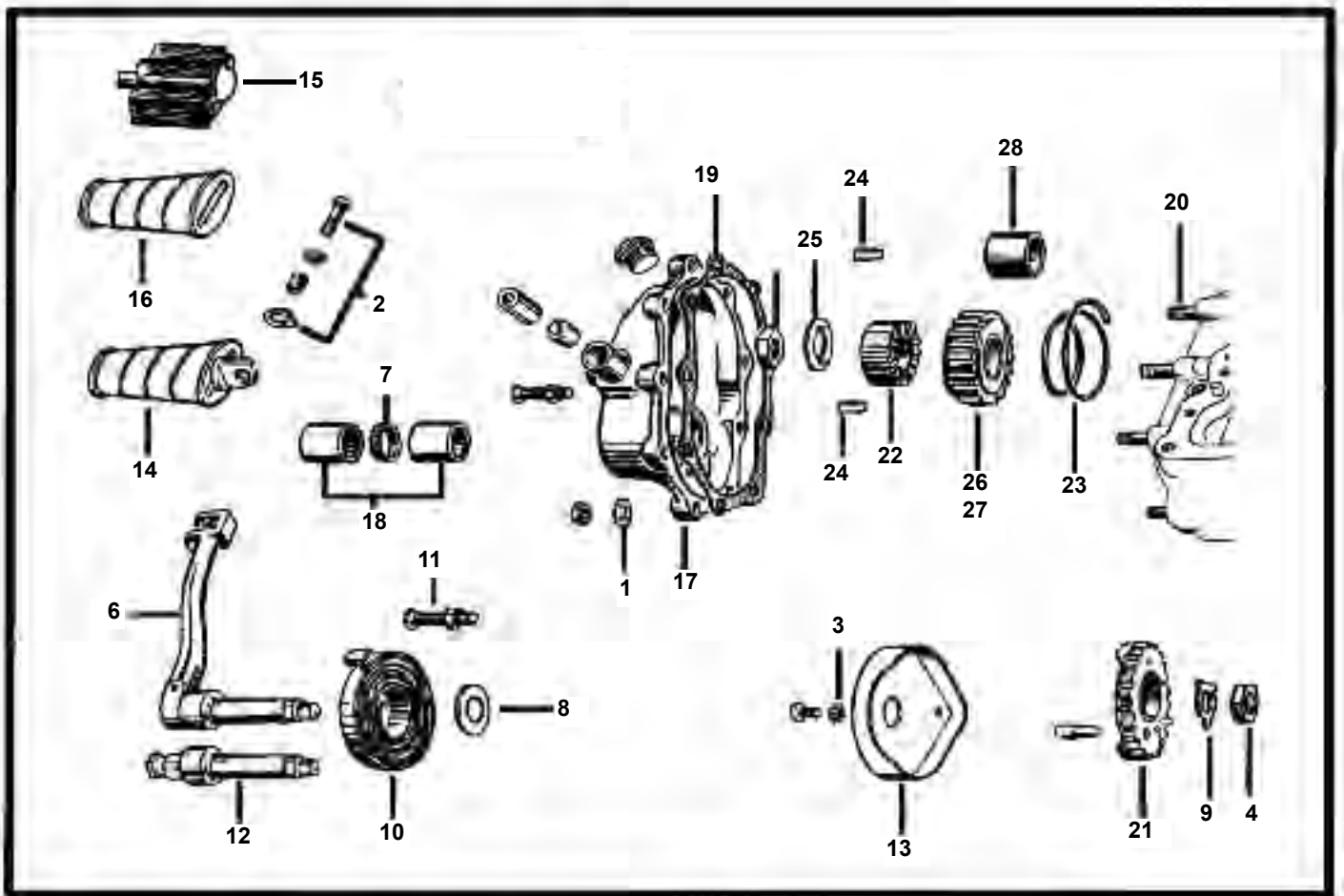
EASTERN NUMBER	REPLACES OEM		DESCRIPTION
A-11096	11096	pk-10	RETAINING RING, CLUTCH PUSH ROD END, **HALF RING** BIG TWIN 1975-PRESENT
A-11096A	11096A	pk-10	RETAINING RING, CLUTCH PUSH ROD END, **FULL RING** BIG TWIN 1975-PRESENT
A-2446-33 *	2446-33	each	CLUTCH PUSH ROD, THRU-MAINSHAFT, FORTY-FIVE 1933-1940 **MADE IN U.S.A.**
A-37088-79	37088-79	each	CLUTCH PUSH ROD, **5-SPEED** BIG TWIN 1980-E/1984 **MADE IN U.S.A.**
A-37088-84	37088-84	each	CLUTCH PUSH ROD, **5-SPEED** BIG TWIN LATE-1984 **MADE IN U.S.A.**
A-37088-85	37088-85	each	CLUTCH PUSH ROD, **5-SPEED** BIG TWIN 1985-1986 **MADE IN U.S.A.**
A-37088-87	37088-87	each	CLUTCH PUSH ROD, **5-SPEED** BIG TWIN 1987-1989 **MADE IN U.S.A.**
A-37088-90	37088-90	each	CLUTCH PUSH ROD, **5-SPEED** BIG TWIN 1990-PRESENT **MADE IN U.S.A.**
J-1-145	37285-41	each	CLUTCH PUSH ROD, **4-SPEED** BIG TWIN 1938-1964 **MADE IN U.S.A.**
J-1-146	37285-65	each	CLUTCH PUSH ROD, **4-SPEED** BIG TWIN 1965-1969 **MADE IN U.S.A.**
J-1-147	37285-70	each	CLUTCH PUSH ROD, **4-SPEED** BIG TWIN 1970-1974 **MADE IN U.S.A.**
J-1-148	37285-75A	each	CLUTCH PUSH ROD, **4-SPEED** BIG TWIN 1975-1984 **MADE IN U.S.A.**
A-37069-90	37069-90	each	PUSH ROD END, (RIGHT SIDE) **5-SPEED** BIG TWIN 1991-PRES. **MADE IN U.S.A.**
A-37089-79	37089-79	each	PUSH ROD END, (RIGHT SIDE) **5-SPEED** BIG TWIN 1980-E/1984 **MADE IN U.S.A.**
A-37089-84	37089-84	each	PUSH ROD END, (RIGHT SIDE) **5-SPEED** BIG TWIN L/1984-1990 **MADE IN U.S.A.**
A-37090-79	37090-79	each	PUSH ROD END, (LEFT SIDE) **5-SPEED** BIG TWIN 1980-E/1984 **MADE IN U.S.A.**
A-37090-84A	37090-84A	each	PUSH ROD END, (LEFT SIDE) **5-SPEED** BIG TWIN L/1984-1997 **MADE IN U.S.A.**
A-37090-98	37090-98	each	PUSH ROD END, (LEFT SIDE) **5-SPEED** BIG TWIN 1998-PRESENT **MADE IN U.S.A.**
A-37092-06	37092-06	each	CLUTCH PUSH ROD, **5-SPEED** (DYNA) BIG TWIN 2006-PRESENT
A-37228-75	37228-75	each	OIL SLINGER, PUSH ROD END, BIG TWIN 1975-1985
A-37285-84	37285-84	each	CLUTCH PUSH ROD, **5-SPEED** BIG TWIN 1984-1986 **MADE IN U.S.A.**
A-37312-75	37312-75	each	BEARING, CLUTCH PUSH ROD END, **4 & 5 SPEED** BIG TWIN 1975-PRESENT
A-37313-80	37313-80	pk-5	WASHER, CLUTCH PUSH ROD END, **4 & 5 SPEED** BIG TWIN 1975-PRESENT
A-37312-KIT		kit	KIT, BEARING, WASHER & RETAINING RING, **4 & 5 SPEED** BIG TWIN 1975-PRESENT KIT INCLUDES: (1) 11096A (1) 37312-75, (2) 37313-80

EASTERN MOTORCYCLE PARTS

KICK STARTER

BIG TWIN 1941-1969

FORTY-FIVE 1929-1973



CONTINUED NEXT PAGE

EASTERN MOTORCYCLE PARTS

KICK STARTER

BIG TWIN 1941-1969

FORTY-FIVE 1929-1973

<u>DIAGRAM NUMBER</u>	<u>EASTERN NUMBER</u>	<u>REPLACES OEM</u>	<u>DESCRIPTION</u>
1	A-6016	6016	pk-25 WASHER, (STEEL) 11/32" X 11/16" X 1/16" THICK
2	K-2-819		kit BOLT KIT, KICK STARTER PEDAL, **CHROME** BIG TWIN 1936-1969
	* K-2-819BLK		kit BOLT KIT, KICK STARTER PEDAL, **BLACK** BIG TWIN 1936-1969
3	35-0276	7220	pk-100 LOCK WASHERS, EXTERNAL # 10 **ZINC PLATED**
4	A-7911	7911	pk-5 NUT, KICK STARTER C/SHAFT, 1/2 X 20 THREAD, BIG TWIN 1936-1979
5	A-7977	7977	pk-5 NUT, MAINSHAFT, (RIGHT SIDE) 5/8 X 18 THREAD, BIG TWIN 1937-1985
6	J-1-135	35057-72 35061-52A	each KICK STARTER ARM, **CHROME** BIG TWIN L/1972-1976
7	A-33076-37	33076-37	pk-10 OIL SEAL, KICK STARTER SHAFT, BIG TWIN 1937-1969
8	A-33080-36	33080-36	pk-5 WASHER, KICK STARTER SHAFT, BIG TWIN 1937-1969
9	A-33082-16	33082-16	pk-10 LOCK TAB, C/S & STARTER CRANK, BIG TWIN 1936-1979
10	A-33085-36	33085-36	each SPRING, KICK STARTER-RETURN, *CHROME* BIG TWIN 1936-1984
11	A-33090-36	33090-36 33152-59	each STUD, STARTER CRANK SPRING, BIG TWIN 1936-1969
12	J-1-136	33096-54B	each SHAFT, KICK STARTER *COVER*(TRANS.), BIG TWIN 1936-1969
13	K-2-417	35150-59	each COVER, STARTER SPRING **CHROME** , BIG TWIN 1937-1969
14	K-2-811	33175-16A	each KICK STARTER PEDAL, W/ RUBBER, BIG TWIN 1936-1984
15	K-2-816	33175-16A	each KICK STARTER PEDAL (BICYCLE STYLE) B/T 1936-1984, SP. 1952-P.
16	K-2-789	33182-63A	each RUBBER, (BLACK) FOR PEDAL, BIG TWIN 1936-1984
17	E-418	33277-36A	each COVER, KICKER TRANSMISSION(POLISHED), BIG TWIN 1936-1969
	E-418C	33277-36A	each COVER, KICKER TRANSMISSION(CHROME), BIG TWIN 1936-1969
18	A-33288-37	33288-37	kit BUSHING KIT, W/ SEAL *SIDE COVER* (TRANS), BIG TWIN 1937-1984
19	L-3-960	33295-36	pk-10 GASKET, STARTER SIDE COVER(TRANS.), BIG TWIN 1936-1984
20	A-33298-36	33298-36	pk-10 STUDS, SIDE COVER, 1"-3/8 LONG(TRANS), BIG TWIN 1937-1964
	A-33298-65	33298-65	pk-5 STUDS, SIDE COVER, 1"-1/2 LONG(TRANS), BIG TWIN 1965-1984
21	W-14-215	33350-36	each STARTER CRANK GEAR (24 T), BIG TWIN 1937-1969
22	W-14-218	33381-39	each STARTER CLUTCH GEAR, MAINSHAFT, BIG TWIN 1939-1984
23	A-33391-36	33391-36	pk-10 SPRINGS, STARTER CLUTCH GEAR **MADE IN USA** B/T 1937-1969
24	A-33393-50	33393-50	pk-10 KEY, STARTER CLUTCH, (M/S) TRANSMISSION, BIG TWIN 1937-1986
25	A-33396-39	33396-39	pk-10 LOCK TAB, STARTER CLUTCH NUT, BIG TWIN 1941-1979
26	W-14-220	33430-50	each STARTER GEAR, (16 T) MAINSHAFT, BIG TWIN 1937-1984
27	W-14-219	33430-59	each STARTER GEAR, (14 T) MAIN SHAFT, BIG TWIN 1959-1966
28	A-33438-50	33438-50	each BUSHING, STARTER RATCHET GEAR, BIG TWIN 1931-1969
	A-33438-50A	33438-50	each BUSHING, STARTER RATCHET GEAR, **O/S .928** BIG TWIN 1931-1969

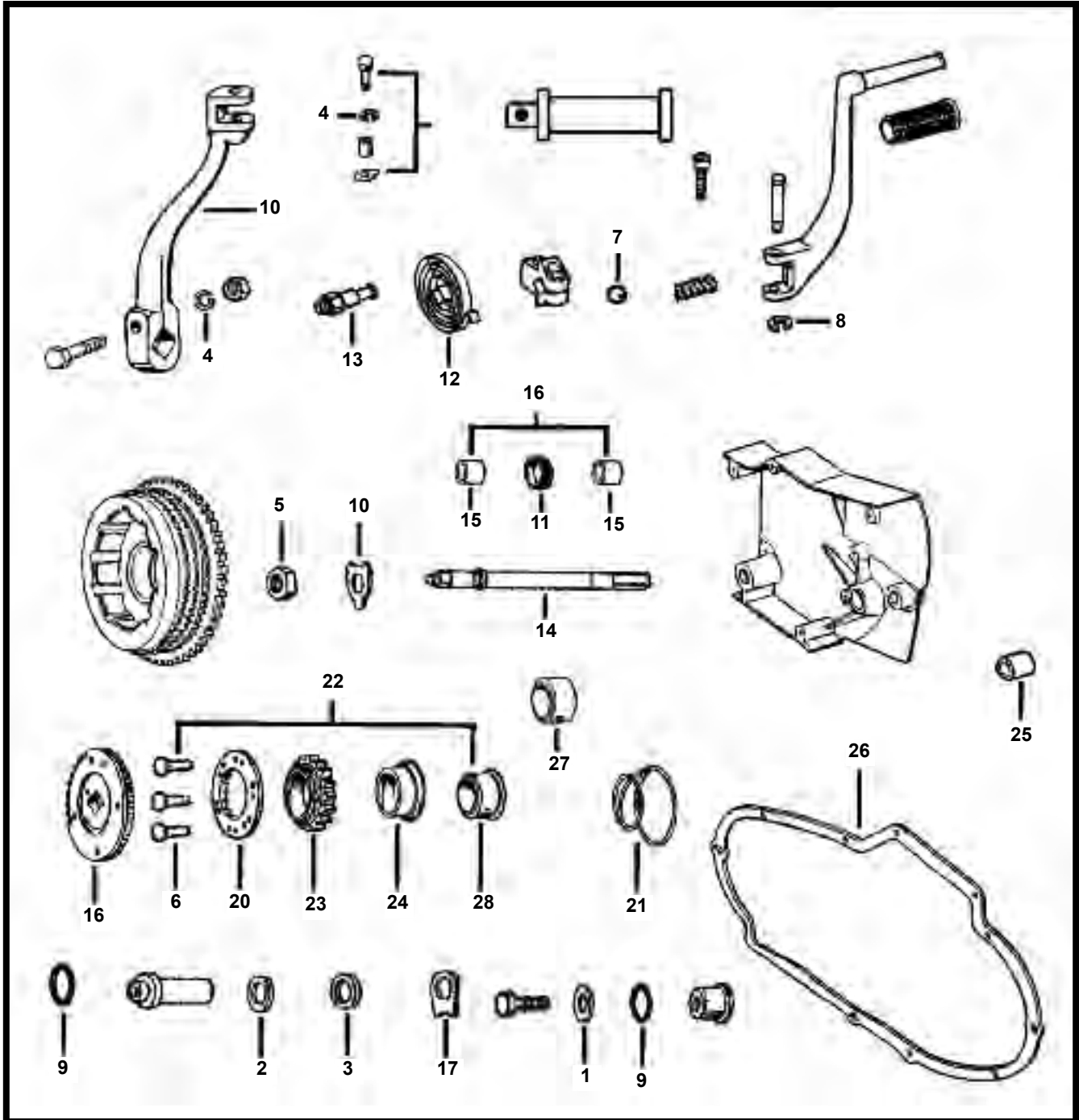
FORTY-FIVE KICKER PARTS

<u>DIAGRAM NUMBER</u>	<u>EASTERN NUMBER</u>	<u>REPLACES OEM</u>	<u>DESCRIPTION</u>
29	K-2-819	4336	kit BOLT KIT, KICK STARTER PEDAL, FORTY-FIVE 1930-1957
	* K-2-819BLK		kit BOLT KIT, KICK STARTER PEDAL, **BLACK** BIG TWIN 1936-1969
30	J-1-137	33059-41	each KICK STARTER ARM, **OFF SET W/BOSS** (CHROME) FORTY-FIVE 1941-1973
31	A-33084-41	33084-41	each KICK STARTER RETURN SPRING, *CHROME* FORTY-FIVE 1929-1973
32	A-33088-41	33088-41	each KICK STARTER STUD, **ZINC PLATED** FORTY-FIVE 1941-1973
33	K-2-816	33175-16A	each KICK STARTER PEDAL (ONLY) **BICYCLE STYLE** FORTY-FIVE

****EASTERN MOTORCYCLE PARTS****

****KICK STARTER****

****SPORTSTER 1954-1985****



****CONTINUED NEXT PAGE****

****EASTERN MOTORCYCLE PARTS****

****KICK STARTER****

****SPORTSTER 1954-1985****


DIAGRAM NUMBER	EASTERN NUMBER	REPLACES OEM	DESCRIPTION
1	A-6092	6092	pk-25 WASHER, (STEEL) 1-1/8" X 3/4" X 1/16" THICK
2	A-6469HW	6469HW	pk-25 WASHER, (STEEL) 7/16" X 3/4" X 1/8" THICK
3	A-6802	6802	pk-10 SHIM, (.007) KICK STARTER SHAFT, SPORTSTER 1954-1979
4	36-0284	7038	pk-100 LOCK-WASHERS, REGULAR 3/8" **ZINC PLATED**
5	A-7926	7926	pk-5 NUT, KICK START SHAFT, SPORTSTER 1954-1979
6	A-8215	8215	pk-12 RIVETS, RATCHET PLATE (SET-12), SPORTSTER 1954-1970
	A-8215-100	8215	pk-100 RIVETS, RATCHET PLATE (PK-100), SPORTSTER 1954-1970
	A-8216	8216	pk-12 RIVETS, RATCHET PLATE (SET-12), SPORTSTER 1971-1979
	A-8216-100	8216	pk-100 RIVETS, RATCHET PLATE (PK-100), SPORTSTER 1971-1979
7	A-8860	8860	pk-25 BALL BEARING,5/16" DIAMETER(STEEL),SPORTSTER 1952-1981
8	A-11031	11031	pk-10 RETAINING RING,FOOT SHIFT LEVER & PIVOT PIN, SPORT 1977-1979
9	A-11101	11101	pk-10 O-RING, ROCKER ARM SHAFT END, SPORTSTER 1957-1985
	A-11101X	11101	pk-10 O-RING, ROCKER ARM SHAFT (O/S), SPORTSTER 1957-1985
10	J-1-135	33057-72	each KICK STARTER ARM, **CHROME** , SPORTSTER 1952-1976
		33061-52A	each KICK STARTER ARM, **CHROME** , SPORTSTER 1952-1976
11	A-33076-37	33076-37	pk-10 OIL SEAL,KICK STARTER SHAFT,SP 1952-1979, **MADE IN USA**
12	A-33084-41	33084-41	each SPRING,KICK STARTER-RETURN*CHROME*,SPORTSTER 1952-1979
13	A-33088-52	33088-52	each STUD, STARTER CRANK SPRING *ZINC PLATED* SPORT. 1954-1970
	A-33088-71	33088-71	each STUD, STARTER CRANK SPRING *ZINC PLATED* SPORT. 1971-1979
	A-33088-79	33088-79	each STUD, STARTER CRANK SPRING *ZINC PLATED* SPORT 1979-ONLY
14	J-1-139	33094-57A	each KICK STARTER SHAFT. EARLY, SPORTSTER 1957-1976
	J-1-138	33094-77A	each KICK STARTER SHAFT. EARLY, SPORTSTER 1977-1979
15	A-33099-52A	33099-52A	each BUSHINGS,KICK STARTER SHAFT ,SP 1954-1979, **MADE IN USA**
16	A-33099-80		kit BUSHING KIT,KICK STARTER,SPORTSTER 1954-1979, MADE IN USA
17	A-33110-54	33110-54	pk-5 THRUST PLATES, STARTER SHAFT, SPORTSTER 1954-1979
18	W-14-213	33348-57	each GEAR, KICK STARTER SHAFT, SPORTSTER 1954-1976
	W-14-214	33348-78	each GEAR, KICK STARTER SHAFT, SPORTSTER 1977-1979
19	A-33362-52	33362-52	pk-10 LOCK-TAB, STARTER GEAR NUT, SPORTSTER 1954-1979
20	W-14-191	33379-57	each RATCHET PLATE, MACHINED (EARLY), SPORTSTER 1957-1970
	W-14-189	33379-71A	each RATCHET PLATE,STAMPED(LATE),SP 1971-1979, **MADE IN USA**
21	A-33391-52	33391-52	pk-10 SPRINGS,STARTER RATCHET GEAR,SP 1952-1979, **MADE IN USA**
22	W-14-300	33400-74	kit STARTER GEAR KIT, SPORTSTER 1957-1970
	W-14-302	33400-76	kit STARTER GEAR KIT, SPORTSTER 1971-1979
		33460-74	
23	W-14-217	33432-57A	each GEAR, STARTER RATCHET (16-T), SPORTSTER 1957-1972
	W-14-216	33432-73	each GEAR, STARTER RATCHET (16-T), SPORTSTER 1973-1979
24	A-33442-57A	33442-57A	each BUSHING,STARTER RATCHET GEAR,SP 1957-E/1973, *MADE IN USA*
	A-33442-73	33442-73	each BUSHING,STARTER RATCHET GEAR,SP L/1973-1979, *MADE IN USA*
25	A-34898-79	34898-79	each BUSHING, BRAKE PIVOT SHAFT, SPORTSTER 1978-ONLY
26	L-3-860	34952-52	pk-10 GASKETS, PRIMARY COVER (.030 THICK) *JAMES* SPORT 1952-1969
	L-3-861	34952-52A	pk-10 GASKETS, PRIMARY COVER (.062 THICK) *JAMES* SPORT 1952-1969
	L-3-862	34955-67	pk-10 GASKETS, OUTER PRIMARY COVER, SPORTSTER 1967-1976
	L-3-864	34955-75	pk-10 GASKETS, OUTER PRIMARY COVER, SPORTSTER 1977-1990
27	A-37753-76	37753-76	each SPACER,CLUTCH SPROCKET,SPORTSTER 1967-1979, MADE IN USA
28	A-37754-74	37754-74	each SPACER, CLUTCH HUB DRUM (1.047 LONG), SPORTSTER 1957-1970
	A-37755-73	37755-73	each SPACER, CLUTCH HUB DRUM (1.153 LONG), SPORTSTER 1971-1979
29	K-2-819		kit BOLT KIT, KICK STARTER PEDAL, *CHROME* SPORTSTER 1954-1979
			REPLACES: 4336. 7038, 33213-31, 33215-30
*	K-2-819BLK		kit BOLT KIT, KICK STARTER PEDAL, *BLACK* SPORTSTER 1954-1979
			REPLACES: 4336. 7038, 33213-31, 33215-30

****EASTERN MOTORCYCLE PARTS****

****SHIFTER FORKS****

****AND SHAFTS****

****BIG TWIN-SPORTSTER****



<u>EASTERN NUMBER</u>	<u>REPLACES OEM</u>	<u>DESCRIPTION</u>
A-34031-36	34031-36	each SHAFT, SHIFTER CAM (HAND SHIFT) BIG TWIN 1936-1976
A-34031-41	34031-41	each SHAFT, SHIFTER CAM (FOOT SHIFT) BIG TWIN 1952-1979, FORTY-FIVE 1941-1973
A-34088-79	34088-79	each SHIFTER FORK SHAFT, **5-SPEED** BIG TWIN 1980-1986
A-34088-87	34088-87	each SHIFTER FORK SHAFT, **5-SPEED** BIG TWIN 1987-2006
A-34140-36	34140-36	each SHIFTER FORK SHAFT, **4-SPEED** BIG TWIN 1937-1978
A-34140-41	34140-41	each SHIFTER FORK SHAFT, FORTY-FIVE 1941-1973
A-34141-52A	34141-52A	each SHIFTER FORK SHAFT, **4-SPEED** SPORTSTER 1952-E/1984
A-34141-84A	34141-84A	each SHIFTER FORK SHAFT, **4-SPEED** SPORTSTER L/1984-1990
A-34158-36	34158-36	each SHIFTER FORKS, MAINSHAFT, (3rd & 4th) **4-SPEED** BIG TWIN 1936-1984
A-34159-36	34159-36	each SHIFTER FORKS, COUNTERSHAFT, (1st & 2nd) **4-SPEED** BIG TWIN 1936-1984
A-34161-41	34161-41	each SHIFTER FORKS, MAINSHAFT & COUNTERSHAFT, FORTY-FIVE 1941-1973
A-34176-41	34176-41	each BUSHING, SHIFTER FINGER **STEEL** FORTY-FIVE 1941-1973
A-34186-76	34186-76	each SHIFTER FORK SHAFT, **4-SPEED** BIG TWIN 1976-1984
45-0202	* 34191-79D	each SHIFTER FORK (1st & 2nd GEAR) **5-SPEED** BIG TWIN 1990-2006
45-0203	* 34193-79D	each SHIFTER FORK (3rd & 5th GEAR) **5-SPEED** BIG TWIN 1990-2006
45-0204	* 34195-79D	each SHIFTER FORK (4th GEAR) **5-SPEED** BIG TWIN 1990-2006
A-34291-52B	34291-52B	each SHIFTER FORK, (STD) **4-SPEED** SPORTSTER 1954-1990
A-34292-72A	34292-72A	each SHIFTER FORK, (+.020) **4-SPEED** SPORTSTER 1954-1990
A-34293-72A	34293-72A	each SHIFTER FORK, (-.020) **4-SPEED** SPORTSTER 1954-1990
A-34294-84	34294-84	each SHIFTER FORK, (+.010) **4-SPEED** SPORTSTER 1954-1990
A-34295-84	34295-84	each SHIFTER FORK, (-.010) **4-SPEED** SPORTSTER 1954-1990
A-34296-84	34296-84	each SHIFTER FORK, (+.005) **4-SPEED** SPORTSTER 1954-1990
A-34297-84	34297-84	each SHIFTER FORK, (-.005) **4-SPEED** SPORTSTER 1954-1990
A-34297-86		each SHIFTER FORK, (+.030) **4-SPEED** SPORTSTER 1954-1990
A-34297-87		each SHIFTER FORK, (-.030) **4-SPEED** SPORTSTER 1954-1990

EASTERN MOTORCYCLE PARTS

HAND SHIFT

BIG TWIN 1937-1979

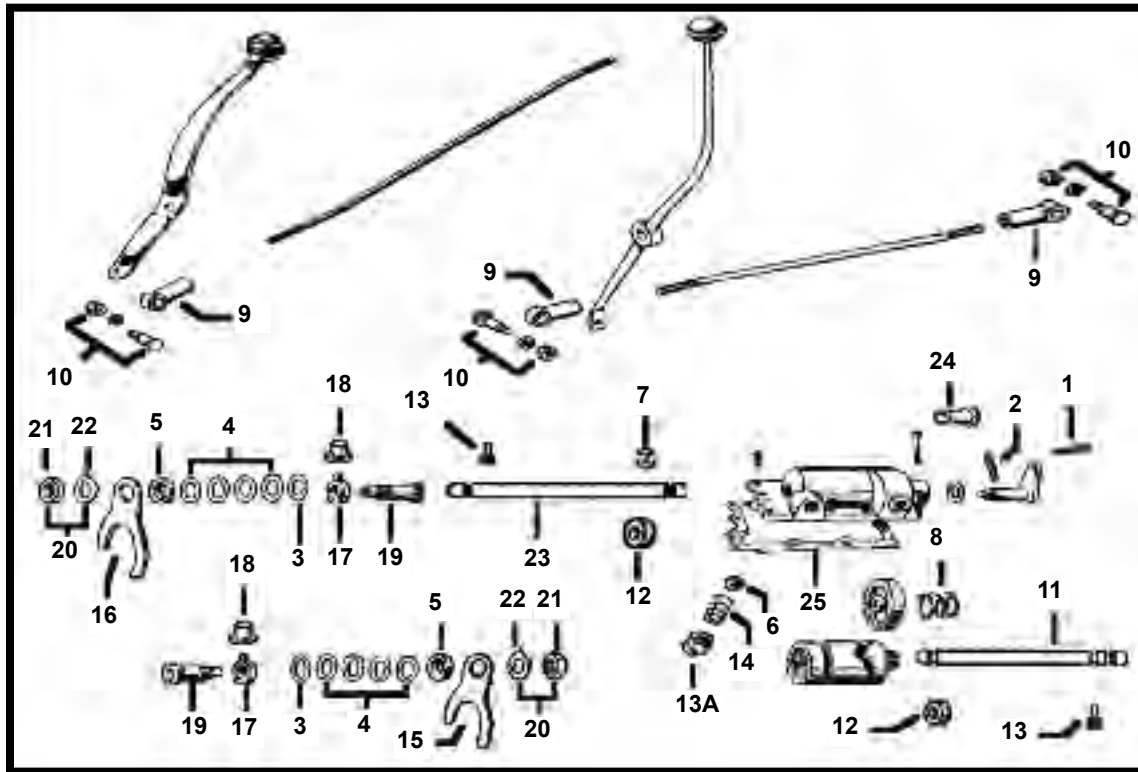


DIAGRAM NUMBER

EASTERN NUMBER

REPLACES OEM

DESCRIPTION

DIAGRAM NUMBER	EASTERN NUMBER	REPLACES OEM	DESCRIPTION
1	35-0113	515	pk-100 COTTER PINS, 1/16" X 3/4" LONG, **ZINC PLATED**
2	35-0135	534	pk-100 COTTER PINS, 3/32" X 1" LONG, **ZINC PLATED**
3	A-6750	6750	pk-10 SHIMS, (+.007) SHIFTER FORKS **4-SPEED** , BIG TWIN 1935-1984
4	A-6752	6752	pk-10 SHIMS, (+.015) SHIFTER FORKS **4-SPEED** , BIG TWIN 1935-1984
5	A-6754	6754	pk-10 THRUST WASHER, (3/32") SHIFTER FORKS **4-SPEED** , B/T 1935-E/79
6	A-8872	8872	pk-25 BALL BEARING, (1/2") HAND SHIFT **TOP** , BIG TWIN 1940-1976
7	A-11036	11036	pk-10 RETAINING RING, SHIFTER FORK SHAFT, BIG TWIN 1976-1986
8	A-33390-26	33390-26	pk-10 SPRINGS, SHIFTER GEAR & CLUTCH (TRANS), BIG TWIN 1941-1979
9	1-126	33870-51	each CLEVIS, SHIFTER ROD **CHROME** , BIG TWIN 1937-1979
10	1-127	33878-51	each CLEVIS, BOLT & NUT **CHROME** , BIG TWIN 1937-1979
11	A-34031-36	34030-36	each SHAFT, SHIFTER CAM (TRANS TOP), BIG TWIN 1936-1976
12	A-34036-36	34036-36	pk-10 SEAL, SHIFTER CAM SHAFT, BIG TWIN 1937-1979
13	A-34050-36	34050-36	pk-10 LOCK-SCREW, SHIFT FORK CAM SHAFT, BIG TWIN 1937-1979
13A	A-34053-36	34053-36	pk-5 CAP SCREW, CAM BALL, BIG TWIN 1936-1976
	* A-34053-KIT		kit-3 KIT, CAP SCREW, INCLUDES: 8872,34053-36,34057-36 , B/T 1936-1976
14	A-34057-36	34057-36	pk-10 SPRING, PLUNGER BALL (HAND SHIFT), BIG TWIN 1936-1976
15	A-34158-36	34158-36	each SHIFTER FORK, **MAINSHAFT** (4-SPEED), BIG TWIN 1936-1984
16	A-34159-36	34159-36	each SHIFTER FORK, **COUNTERSHAFT** (4-SPEED), BIG TWIN 1936-1984
17	A-34165-36	34165-36	each SHIFTER FINGER, FOR BUSHING (4-SPEED), BIG TWIN 1936-1976
18	A-34168-39	34168-39	pk-10 ROLLER, SHIFTER FINGER (HATS) **4-SPEED** , BIG TWIN 1941-1979
19	A-34175-36	34175-36	each BUSHING, **STEEL** SHIFTER FINGER (4-SPEED), BIG TWIN 1937-1976
20	A-34179-KIT		kit NUT & LOCK TAB, SHIFTER FINGER BUSHING, B/T 1935-1984
			KIT INCLUDES: (2ea) 34179-33 & (2ea) 34180-33
21	A-34179-33	34179-33	pk-5 NUT, SHIFTER FINGER BUSHING (4-SPEED), BIG TWIN 1935-1984
22	A-34180-33	34180-33	pk-10 LOCK TAB, SHIFTER FORK NUTS, BIG TWIN 1935-1986
23	A-34186-76	34186-76	each SHAFT, SHIFTER FORKS, BIG TWIN 1976-1984
24	A-34430-36	34430-36	each BUSHING, SHIFTER SHAFT, BIG TWIN 1937-1976
25	L-3-961	34824-36	pk-10 GASKET, SHIFTER COVER (4-SPEED), BIG TWIN 1936-E/1979

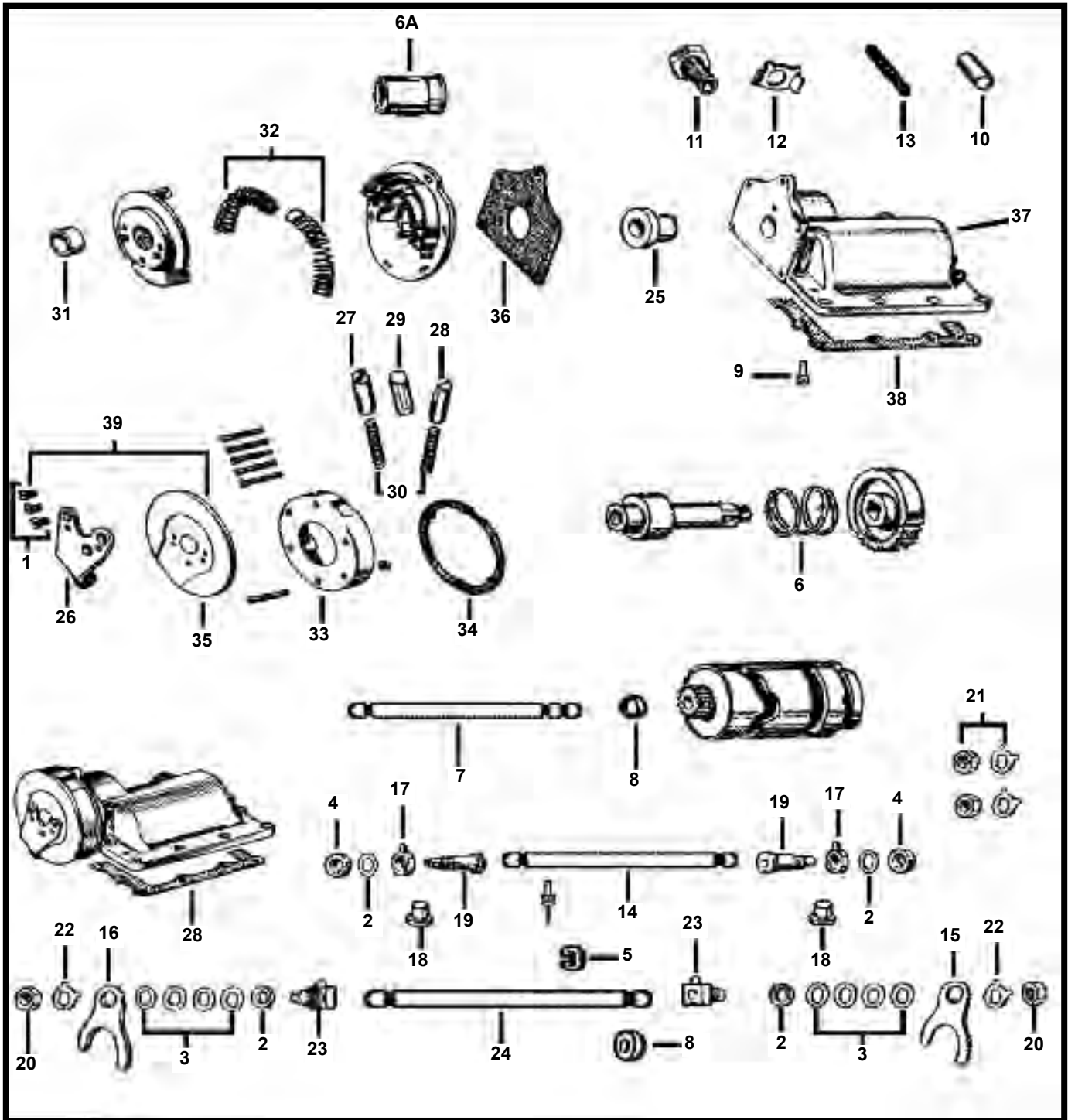
5120 HILDA ROAD BLACKVILLE, S.C. 29817* 803-284-3304*

EASTERN MOTORCYCLE PARTS

RATCHET TOP

FOOT SHIFT

BIG TWIN 1941-1979



CONTINUED NEXT PAGE

5120 HILDA ROAD BLACKVILLE, S.C. 29817* 803-284-3304*

Pg 268

****EASTERN MOTORCYCLE PARTS****

****RATCHET TOP****

****FOOT SHIFT****

****BIG TWIN 1941-1979****

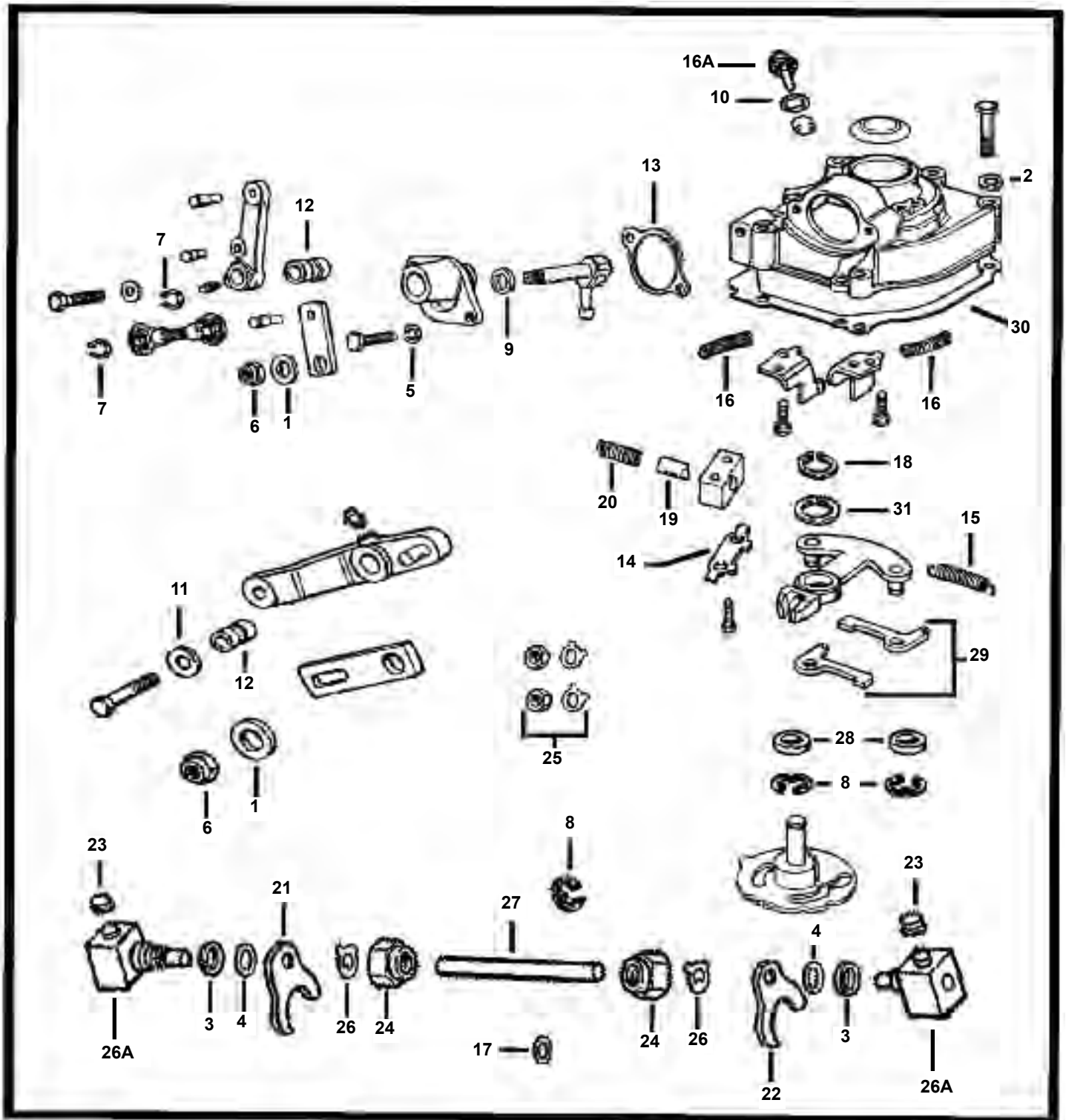
DIAGRAM NUMBER	EASTERN NUMBER	REPLACES OEM	DESCRIPTION
1	A-1767W	1767W	pk-10 SCREWS, SHIFTER LEVER (CAD), BIG TWIN 1965-1979
2	A-6750	6750	pk-10 SHIMS, (+.007) SHIFTER FORKS **4-SPEED**, BIG TWIN 1935-1984
3	A-6752	6752	pk-10 SHIMS, (+.015) SHIFTER FORKS **4-SPEED**, BIG TWIN 1935-1984
4	A-6754	6754	pk-10 THRUST WASHER,(3/32)SHIFTER FORKS*4-SPEED*,B/T 1935-E/1979
5	A-11039	11039	pk-10 RETAINING RING, STARTER COLLAR, BIG TWIN 1965-1988
6	A-33390-26	33390-26	pk-10 SPRING, SHIFTER GEAR & CLUTCH, BIG TWIN 1941-1979
6A	A-33638-52	33638-52	each BUSHING, SHIFTER BRACKET (FOR OEM ONLY) BIG TWIN 1952-1969
	A-33638-70	33638-70	each BUSHING, SHIFTER BRACKET (FOR OEM ONLY) BIG TWIN 1970-1984
7	A-34031-41	34031-41	each SHAFT,SHIFTER CAM (TRAN TOP)*FOOT SHIFT*,BIG TWIN 1952-1979
8	A-34036-36	34036-36	pk-10 SEAL, SHIFTER CAM SHAFT, BIG TWIN 1937-1979
	A-34036-80	34036-80	pk-10 O-RING,SHIFTER CAM SHAFT & STARTER MOTOR,BIG TWIN 1980-84
9	A-34050-36	34050-36	pk-10 LOCK-SCREW,SHIFT FORK CAM SHAFT*4-SPEED*,BIG TWIN 1937-79
10	A-34062-52	34062-52	each CAM FOLLOWER, FOR SPRING RETAINER, BIG TWIN 1952-E/1984
11	A-34064-52	34064-52	each SPRING RETAINER, **CAM FOLLOWER**, BIG TWIN 1952-1979
12	A-34066-52	34066-52	pk-10 LOCK-TAB, **CAM FOLLOWER**, BIG TWIN 1952-1979
13	A-34068-52A	34068-52A	pk-10 SPRING, **CAM FOLLOWER**, BIG TWIN 1952-1982
14	A-34140-36	34140-36	each SHAFT, SHIFTER FORKS (TRANS CASE)**4-SPEED**, B/T 1937-1978
15	A-34158-36	34158-36	each SHIFTER FORK, (MAINSHAFT)**4-SPEED**, BIG TWIN 1936-1984
16	A-34159-36	34159-36	each SHIFTER FORK, (COUNTERSHAFT)**4-SPEED**, BIG TWIN 1936-1984
17	A-34165-36	34165-36	each SHIFTER FINGER, FOR BUSHING **4-SPEED**, BIG TWIN 1936-1976
18	A-34168-39	34168-39	pk-10 ROLLER, SHIFTER FINGER (HATS)**4-SPEED**,BIG TWIN 1941-1979
	A-34168-52	34168-52	pk-10 ROLLER, SHIFTER FINGER (HATS)**4-SPEED**,BIG TWIN 1979-1984
19	A-34175-36	34175-36	each BUSHING,(STEEL)SHIFTER FINGER**4-SPEED*,BIG TWIN 1937-1976
20	A-34179-33	34179-33	pk-5 NUT, SHIFTER FINGER BUSHING **4-SPEED**, BIG TWIN 1935-1984
21	A-34179-KIT		kit NUTS & LOCK KIT, SHIFTER FINGER *BUSHING*,BIG TWIN 1935-1984
			KIT INCLUDES: (2ea) 34179-33 & (2ea) 34180-33
22	A-34180-33	34180-33	pk-10 LOCK TAB, SHIFTER FORK NUTS, BIG TWIN 1935-1986
23	A-34182-76	34182-76	each SHIFTER FINGER, **FOR SHAFT**, BIG TWIN 1976-1979
24	A-34186-76	34186-76	each SHAFT, SHIFTER FORKS, BIG TWIN 1976-1984
25	A-34435-52	34435-52	each BUSHING, SHIFTER SHAFT (FOOT SHIFT), BIG TWIN 1941-1978
26	J-1-32	34447-52	each RATCHET ARM LEVER, **CHROME**, BIG TWIN 1952-E/1979
	J-1-28	34447-74	each RATCHET ARM LEVER, **CHROME**, BIG TWIN 1974-E/1979
27	A-34477-53	34477-53	each SHIFTER PAWL, LEFT SIDE **4-SPEED**, BIG TWIN 1952-1975
28	A-34478-53	34478-53	each SHIFTER PAWL, RIGHT SIDE **4-SPEED**, BIG TWIN 1952-1975
29	A-34478-75	34478-75	each SHIFTER PAWL,CENTER GROOVE **4-SPEED**,BIG TWIN 1952-1975
30	A-34482-53	34482-53	pk-10 SPRING, SHIFTER PAWLS **4-SPEED**, BIG TWIN 1952-1975
31	A-34498-52	34498-52	each BUSHING, PAWL CARRIER **4-SPEED**, BIG TWIN 1952-1978
32	A-34500-52A	34500-52A	pk-10 SPRINGS, PAWL CARRIER **4-SPEED**, BIG TWIN 1952-1979
33	A-34551-52	34551-52	each SHIFTER COVER, TRANSMISSION (TOP), BIG TWIN 1952-1979
34	L-3-965	34552-52	pk-10 GASKET, SHIFTER COVER TOP, BIG TWIN 1952-1979
35	J-1-29	34555-52	each COVER, DUST SHIELD **CHROME**, BIG TWIN 1952-E/1979
	J-1-30	34555-74	each COVER, DUST SHIELD **CHROME**, BIG TWIN 1974-E/1979
36	L-3-966	34565-52	pk-10 GASKET, ADAPTER PLATE **4-SPEED**, BIG TWIN 1952-1979
37	A-34803-59	34803-59	each SHIFTER COVER,RATCHET LID(POLISHED ALUMINUM), B/T 1959-79
38	L-3-961	34824-36	pk-10 GASKET, SHIFTER COVER **4-SPEED**, BIG TWIN 1936-E/1979
39	J-1-26		kit KIT,RATCHET ARM & DUST SHIELD*CHROME*,BIG TWIN 1952-E/1979
	J-1-27		kit KIT,RATCHET ARM & DUST SHIELD*CHROME*,BIG TWIN 1974-E/1979

EASTERN MOTORCYCLE PARTS

ROTOR TOP

FOOT SHIFT

BIG TWIN 1979-1984



CONTINUED NEXT PAGE

****EASTERN MOTORCYCLE PARTS****

****ROTOR TOP****

****FOOT SHIFT****

****BIG TWIN 1979-1984****

<u>DIAGRAM NUMBER</u>	<u>EASTERN NUMBER</u>	<u>REPLACES OEM</u>	<u>DESCRIPTION</u>
1	A-6701	6701	pk-25 WASHER, **STEEL** 3/8" X 13/16" X 1/16" THICK
2	A-6703	6703	pk-25 WASHER, **STEEL** 1/4" X 5/8" X 1/16" THICK
3	A-6750	6750	pk-10 SHIMS, (+.007) SHIFTER FORKS **4-SPEED**, BIG TWIN 1935-1984
4	A-6752	6752	pk-10 SHIMS, (+.015) SHIFTER FORKS **4-SPEED**, BIG TWIN 1935-1984
5	36-0198	7036	pk-100 LOCK WASHERS, REGULAR #12 **ZINC PLATED**
6	35-0532	7775	pk-10 NYLOCK NUT, (CAD.) 3/8-24 THREAD **9/16 HEX**
7	A-11016	11016	pk-10 RETAINING RING, SHIFTER LEVER PIN(5-SPEED), B/T 1980-2001
8	A-11036	11036	pk-10 RETAINING RING, SHIFTER FORK SHAFT, BIG TWIN 1976-1986
9	A-12010	12010	pk-5 OIL SEAL, FOOT SHIFTER COVER, BIG TWIN 1979-1985
10	A-25811-11	25811-11	pk-10 WASHER, (FIBER) IDLER GEAR STUD*PHENOLIC*, B/T 1965-E/1979
11	A-32535-48	32535-48	pk-5 THRUST WASHER, TIMER SHAFT (.062), BIG TWIN 1937-1969
	A-32536-48	32536-48	pk-5 THRUST WASHER, TIMER SHAFT (.066), BIG TWIN 1937-1969
	A-32537-48	32537-48	pk-5 THRUST WASHER, TIMER SHAFT (.072), BIG TWIN 1937-1969
	A-32538-48	32538-48	pk-5 THRUST WASHER, TIMER SHAFT (.076), BIG TWIN 1937-1969
	A-32538-KIT		set-4 THRUST WASHER, TIMER SHAFT (.062 TO .076), BIG TWIN 1937-1969
12	A-33187-79	33187-79	pk-5 BUSHING, (STD.) SHIFTER LEVER *4-SPEED*, BIG TWIN L/1979-1985
	A-33187-91		pk-5 BUSHING, (+.005) SHIFTER LEVER *4-SPEED*, BIG TWIN L/1979-1985
	A-33187-92		pk-5 BUSHING, (+.010) SHIFTER LEVER *4-SPEED*, BIG TWIN L/1979-1985
	A-33187-93		pk-5 BUSHING, (+.015) SHIFTER LEVER *4-SPEED*, BIG TWIN L/1979-1985
13	L-3-920	33196-79	pk-10 GASKET, SHAFT COVER **4-SPEED**, BIG TWIN 1979-1986
14	A-33197-79	33197-79	pk-10 LOCK TAB, PLUNGER BODY BOLT **TRANS**, BIG TWIN 1979-1984
15	A-33199-79	33199-79	pk-10 SPRING, SHIFTER PAWLS **4-SPEED**, BIG TWIN 1979-1984
16	A-33201-79	33201-79	pk-10 SPRING, SHIFTER PAWL CARRIER **4-SPEED**, BIG TWIN 1979-1984
16A	A-33901-79	33901-79	each SWITCH, NEUTRAL INDICATOR LIGHT, BIG TWIN L/1979-1983
17	A-34036-36	34036-36	pk-10 SEAL, SHIFTER CAM SHAFT, BIG TWIN 1937-1979
	A-34036-80	34036-80	pk-10 O-RING, SHIFTER CAM SHAFT & STARTER MOTOR, B/T 1980-1984
18	A-34040-52	34040-52	pk-10 RETAINING RING, SHIFTER CAM **4-SPEED**, BIG TWIN 1979-1986
19	A-34062-52	34062-52	each CAM FOLLOWER, FOR SPRING RETAINER, BIG TWIN 1952-E/1984
20	A-34068-52A	34068-52A	pk-10 SPRING, CAM FOLLOWER, BIG TWIN 1952-1982
21	A-34158-36	34158-36	each SHIFTER FORK, MAINSHAFT **4-SPEED**, BIG TWIN 1936-1984
22	A-34159-36	34159-36	each SHIFTER FORK, COUNTERSHAFT **4-SPEED**, BIG TWIN 1936-1984
23	A-34168-52	34168-52	pk-10 ROLLER, SHIFTER FINGER (HATS) **4-SPEED**, BIG TWIN 1979-1984
24	A-34179-33	34179-33	pk-5 NUT, SHIFTER FINGER BUSHING **4-SPEED**, BIG TWIN 1935-1984
25	A-34179-KIT		kit NUT & LOCK KIT, SHIFTER FINGER *BUSHING*, BIG TWIN 1935-1984
			KIT INCLUDES: (2ea) 34179-33 & (2ea) 34180-33
26	A-34180-33	34180-33	pk-10 LOCK-TAB. SHIFTER FORK NUTS, BIG TWIN 1935-1986
26A	* A-34184-79	34184-79	each SHIFTER FINGER, **FOR SHAFT**, BIG TWIN L/1979-1984
27	A-34186-76	34186-76	each SHAFT, SHIFTER FORKS, BIG TWIN 1976-1984
28	A-34461-72	34461-72	pk-5 SPACER, SHIFTER PAWL **4-SPEED**, BIG TWIN L/1979-1984
29	A-34476-72	34476-72	pair SHIFTER PAWLS, R OR L SIDE **4-SPEED**, BIG TWIN 1979-1986
30	L-3-961	34824-79	pk-10 GASKET, SHIFTER COVER **4-SPEED**, BIG TWIN 1936-E/1979
31	A-35336-74	35336-74	pk-5 THRUST WASHER, SHIFTER CAM, BIG TWIN L/1979-1984

****EASTERN MOTORCYCLE PARTS****

****SHIFTER LINKAGE****

****4-SPEED****

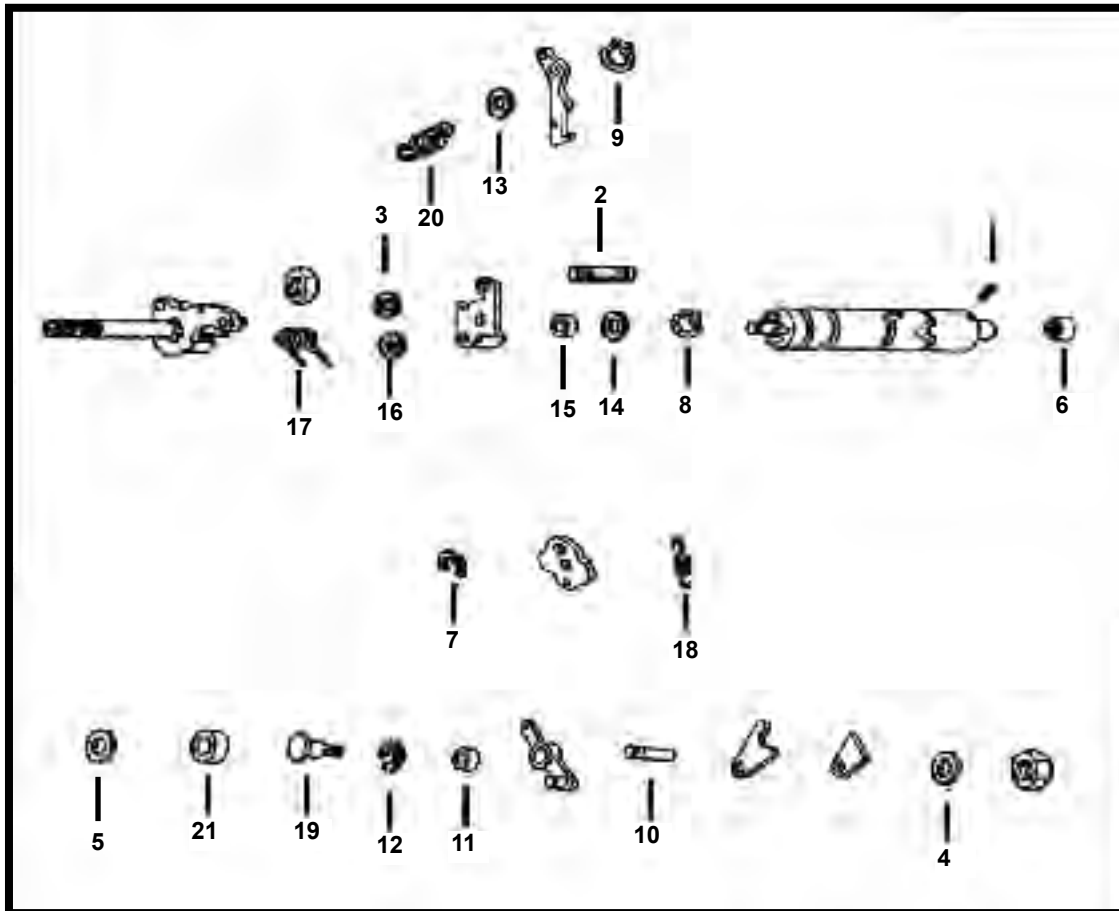
****SPORTSTER 1954-1985****

<u>DIAGRAM NUMBER</u>	<u>EASTERN NUMBER</u>	<u>REPLACES OEM</u>	<u>DESCRIPTION</u>
1	A-6807W	6807W	pk-25 WASHER, **1/2 X 3/4 X 1/32 THICK** (ZINC PLATED) SPORT. 1954-'74
2	A-11036	11036	pk-10 RETAINING RING, SHIFTER FORK SHAFT, SPORTSTER 1972-1990
3	A-34035-52	34035-52	pk-5 OIL SEAL, SHIFTER SHAFT LEVER, SPORTSTER 1952-1990
4	A-34037-52	34037-52	pair BUSHING, SHIFTER SHAFT LEVER, SPORTSTER 1954-1974
5	A-34040-52	34040-52	pk-10 RETAINING RING, SHIFTER CAM, SPORTSTER 1952-1990
6	A-34060-52	34060-52	pk-5 THRUST WASHER, SHIFTER CAM, SPORTSTER 1952-1976
7	A-34062-52	34062-52	each CAM FOLLOWER, SPORTSTER 1952-1985
7A	* A-34063-84B	34063-84B	each CAM FOLLOWER, SPORTSTER L/1984-1990
8	A-34065-52	34065-52	pk-10 SPRING, CAM FOLLOWER, SPORTSTER 1952-1985
9	A-34067-52	34067-52	pk-10 LOCK TAB, SHIFTER CAM, SPORTSTER 1952-1985
10	A-34068-52A	34068-52A	pk-10 SPRING, CAM FOLLOWER, SPORTSTER 1954-E/1984
11	A-34069-71	34069-71	pk-10 LOCK TAB, SHIFTER CAM BOLT, SPORTSTER 1954-1990
12	A-34141-52A	34141-52A	each SHIFTER SHAFT, SPORTSTER 1952-E/1984
13	A-34168-52	34168-52	pk-10 ROLLER, SHIFTER FINGER, SPORTSTER 1952-1990
14	A-34291-52B	34291-52B	each SHIFTER FORK, (STD) SPORTSTER 1954-1990
	A-34292-72A	34292-72A	each SHIFTER FORK, (+.020) SPORTSTER 1954-1990
	A-34293-72A	34293-72A	each SHIFTER FORK, (-.020) SPORTSTER 1954-1990
	A-34294-84	34294-84	each SHIFTER FORK, (+.010) SPORTSTER 1954-1990
	A-34295-84	34295-84	each SHIFTER FORK, (-.010) SPORTSTER 1954-1990
	A-34296-84	34296-84	each SHIFTER FORK, (+.005) SPORTSTER 1954-1990
	A-34297-84	34297-84	each SHIFTER FORK, (-.005) SPORTSTER 1954-1990
	A-34297-86		each SHIFTER FORK, (+.030) SPORTSTER 1954-1990
	A-34297-87		each SHIFTER FORK, (-.030) SPORTSTER 1954-1990
15	A-34461-72	34461-72	pk-5 SPACER, SHIFTER PAWLS, SPORTSTER 1972-1990
16	A-34476-72	34476-52	pair SHIFTER PAWLS, (RIGHT & LEFT SIDE) SPORTSTER 1972-1990
17	A-34477-53	34477-53	each SHIFTER PAWL, (LEFT SIDE) SPORTSTER 1954-1971
18	A-34478-53	34478-53	each SHIFTER PAWL, (RIGHT SIDE) SPORTSTER 1954-1971
19	A-34478-75	34478-75	each SHIFTER PAWL, (CENTER GROOVE) SPORTSTER 1954-1971
20	A-34482-53	34482-53	pk-10 SPRING, SHIFTER PAWLS, SPORTSTER 1954-1971
21	A-34485-52	34485-52	pk-10 PLUG, SPRING RETAINER, SPORTSTER 1952-1990
22	A-34500-52A	34500-52A	pk-10 SPRING, PAWL CARRIER, SPORTSTER 1954-1990
23	O-6-042	34606-54A	each SHIFTER LEVER (NOT SPLINED) **CHROME** SPORT. 1954-1990
		34606-71	
24	A-34628-54A	34628-54A	each SHIFTER LEVER SHAFT, **WITH BALL** SPORTSTER 1954-1974
	A-34628-75	34628-75	each SHIFTER LEVER SHAFT, **WITH BALL** SPORTSTER 1975-1985
24A	* A-34628-86	34628-86	each SHIFTER LEVER SHAFT, **WITH BALL** SPORTSTER 1986-1990
25	A-35336-74	35336-74	pk-5 THRUST WASHER, SHIFTER CAM, SPORTSTER 1977-1990
26	A-35404-74	35404-74	pk-5 SHIMS, SHIFTER LEVER, (.030) SPORTSTER 1977-1982
27	A-35891-66	35891-66	pk-10 SHIMS, PAWL CARRIER SUPPORT, (.010) SPORTSTER 1966-1985
28	A-37222-52	37222-52	pk-10 SPRING, CLUTCH WORM LEVER, SPORTSTER 1954-1990
29	A-40520-63	40520-63	pk-5 BUSHING, SHIFTER SHAFT (OIL-LITE) SPORTSTER 1977-2005

EASTERN MOTORCYCLE PARTS

SHIFTER

SPORTSTER 1991-2003



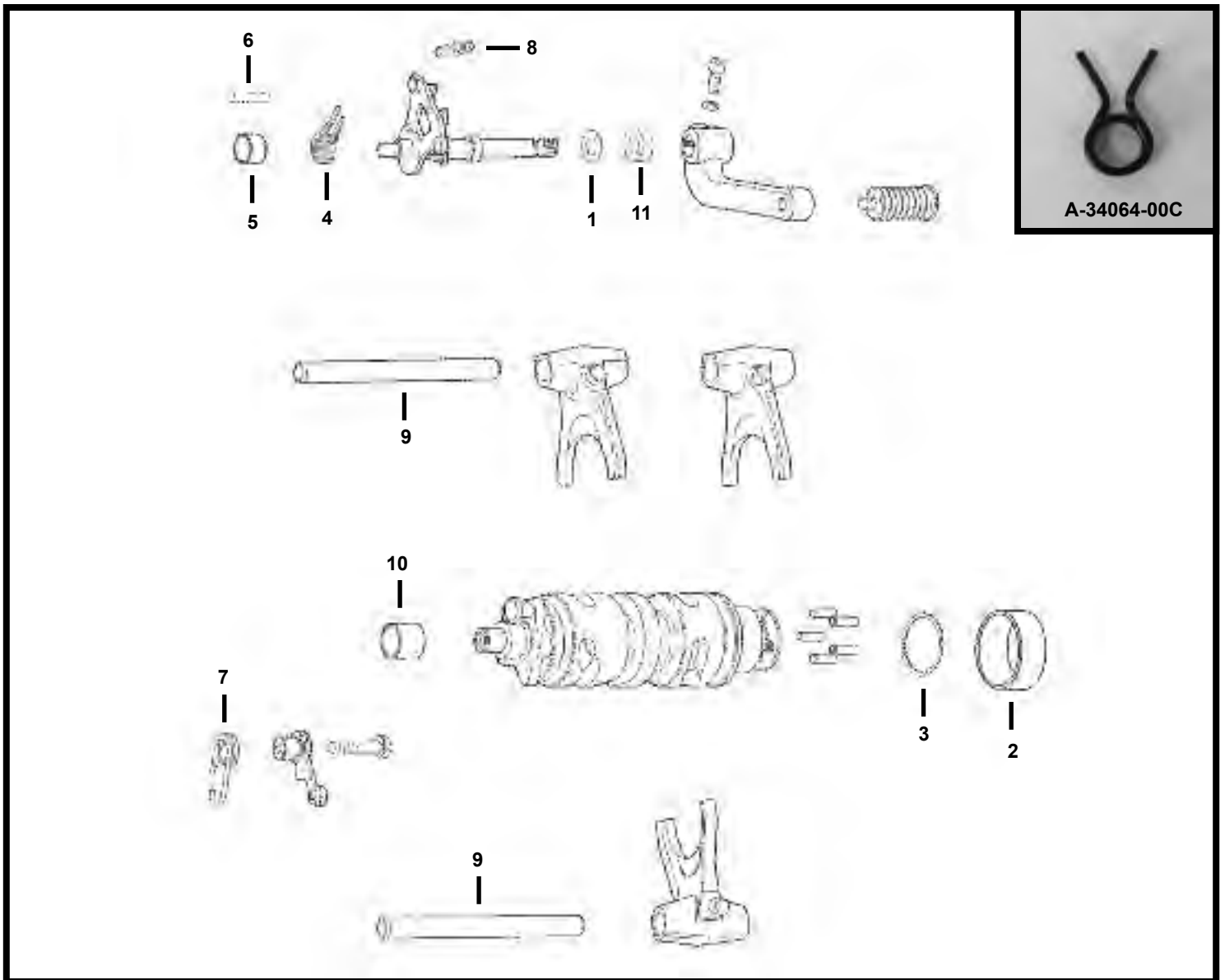
<u>DIAGRAM NUMBER</u>	<u>EASTERN NUMBER</u>	<u>REPLACES OEM</u>	<u>DESCRIPTION</u>
1	A-601	601	pk-25 ROLL PINS, **1/4 X 3/4** ZINC PLATED**
2	A-5226A	5226A	pk-5 STUD, SHIFTER BASE PLATE, SPORTSTER 1991-2003
3	A-6016	6016	pk-25 WASHERS, **11/32 X 11/16 X 1/16** (ZINC PLATED)
4	A-6099	6099	pk-25 WASHERS, **1/4 X 7/16 X 1/16** (ZINC PLATED)
5	A-7019	7019	pk-25 WASHERS, (RUBBER) **1/2 X 3/4 X 1/4' THICK**
6	A-9151	9151	each BEARING, SHIFTER DRUM END, SPORTSTER 1991-2003
7	A-11019	11019	pk-10 RETAINING RING, DETENT PLATE, SPORTSTER 1991-2003
8	A-11031	11031	pk-10 RETAINING RING, SHIFTER DRUM, SPORTSTER 1991-2003
9	A-11185	11185	pk-10 RETAINING RING, SHIFTER PAWL, SPORTSTER 1991-2003
10	A-24530-90	24530-90	pk-5 SPRING PIN, DETENT ARM, SPORTSTER 1991-2003
11	A-33652-90	33652-90	pk-10 ROLLER, DETENT ARM, SPORTSTER 1991-2003
12	A-33653-90	33653-90	pk-10 RETAINING RING, DETENT ARM, SPORTSTER 1991-2003
13	A-34073-91	34073-91	pk-10 SPACER, SHIFTER PAWL, SPORTSTER 1991-2003
14	A-34075-89	34075-89	pk-10 WASHER, BUSHING RETAINER, SPORTSTER 1991-2003
15	A-34076-89	34076-89	each BUSHING, SHIFTER SHAFT, SPORTSTER 1991-2003
16	A-34077-91	34077-91	pk-10 WASHER, SHIFTER HAT, SPORTSTER 1991-2003
17	A-34481-91	34481-91	pk-10 SPRING SHIFTER ARM SHAFT, SPORTSTER 1991-2003
18	A-34483-90	34483-90	pk-10 SPRING, DETENT ARM, SPORTSTER 1991-2003
	A-34483-02	34483-02	pk-10 SPRINGS, DETENT ARM, **5-SPEED** SPORTSTER 2004-PRESENT
19	A-34486-90	34486-90	each SCREW, DETENT ARM, SPORTSTER 1991-2003
20	A-34491-91	34491-91	pk-10 SPRING, SHIFTER PAWL ARM, SPORTSTER 1991-2003
21	A-37101-84	37101-84	pk-5 OIL SEAL, SHIFTER SHAFT LEVER, SPORTSTER 1986-PRESENT

5120 HILDA ROAD BLACKVILLE, S.C. 29817* 803-284-3304*

EASTERN MOTORCYCLE PARTS

SHIFTER

SPORTSTER 2004-PRESENT




<u>DIAGRAM NUMBER</u>	<u>EASTERN NUMBER</u>	<u>REPLACES OEM</u>	<u>DESCRIPTION</u>
1	A-7019	7019	pk-25 WASHER **RUBBER** 1/2X3/4X1/4' THICK
2	A-9187	9187	each BEARING, SHIFTER CAM ASSEMBLY, SPORTSTER 2004-PRESENT
3	42-0104	11360	pk-10 RETAINING RING, SHIFTER CAM, SPORTSTER 2004-PRESENT
4	* A-34064-00C	34064-00C	pk-10 SPRING, SHIFTER LEVER, SPORTSTER 2004-PRESENT
5	A-34076-02	34076-02	each BUSHING, SHIFTER LEVER ASSEMBLY, SPORTSTER 2004-PRESENT
6		34163-02	pk- PIN
7	A-34483-02	34483-02	pk-10 SPRING, DETENT ASSEMBLY, SPORTSTER 2004-2005
	A-34483-06	34483-06	pk-10 SPRINGS, DETENT ARM, **5-SPEED** SPORTSTER 2006-PRESENT
8	A-34491-02A	34491-02A	pk-10 SPRING, SHIFTER LEVER ASSEMBLY, SPORTSTER 2004-PRESENT
9	A-34981-02	34981-02	each SHAFT, SHIFTER FORKS, SPORTSTER 2004-PRESENT
10	A-34982-02	34982-02	pk-5 BUSHING, RIGHT SIDE CRANKCASE, SPORTSTER 2004-2005
11	A-37101-84	37101-84	pk-5 OIL SEAL, SHIFTER SHAFT LEVER, SPORTSTER 2004-PRESENT

****EASTERN MOTORCYCLE PARTS****

****SHIFTER LEVERS, RODS****

****AND BRACKETS****

****BIG TWIN-SPORTSTER****



<u>EASTERN NUMBER</u>	<u>REPLACES OEM</u>		<u>DESCRIPTION</u>
J-1-33	33630-52	each	FOOT SHIFTER BRACKET, **CHROME** BIG TWIN 1952-1973
O-6-045	33640-83	each	FOOT SHIFTER LEVER, (HEAL SHIFT) **CHROME** BIG TWIN 1983-1995 & 1986-1995
J-1-31	33660-54	each	FOOT SHIFTER LEVER, **CHROME** BIG TWIN 1952-1964
J-1-125	33851-52	each	FOOT SHIFTER ROD, (COMPLETE) **CHROME** BIG TWIN 1952-1984
	33870-51		
	33878-51		
J-1-126	33870-51	each	SHIFTER ROD CLEVIS, **CHROME** BIG TWIN 1937-1979
	33871-67		
J-1-127	33878-51	each	CLEVIS, NUT AND BOLT, BIG TWIN 1937-1979
J-1-26	34447-52	kit	RATCHET ARM AND DUST SHIELD, **CHROME** BIG TWIN 1952-E/1979
	34455-52		
J-1-32	34447-52	each	RATCHET ARM, **CHROME** BIG TWIN 1952-E/1979
J-1-27	34447-74	kit	RATCHET ARM AND DUST SHIELD, **CHROME** BIG TWIN 1974-E/1979
	34555-74		
J-1-28	34447-74	each	RATCHET ARM, **CHROME** BIG TWIN 1974-E/1979
J-1-29	34555-52	each	COVER, DUST SHIELD, **CHROME** BIG TWIN 1952-E/1979
J-1-30	34555-74	each	COVER, DUST SHIELD, **CHROME** BIG TWIN 1974-E/1979
O-6-043	34564-74A	each	FOOT SHIFTER LEVER, (TOE SHIFT) **CHROME** BIG TWIN 1974-1985
O-6-042	34606-54A	each	FOOT SHIFTER LEVER, *NOT SPLINED* (TOE SHIFT) **CHROME** BIG TWIN 1941-1973, SPORTSTER 1954-1970
	34606-71		
O-6-044	34606-75	each	FOOT SHIFTER LEVER, (TOE SHIFT) **CHROME** SPORTSTER 1977-1985
K-2-785	34609-52	each	FOOT SHIFTER RUBBER, BIG TWIN 1954-1965, SPORTSTER 1952-1965
O-6-090	* 34621-90	each	SHIFTER LEVER, *SPLINED* **CHROME** BIG TWIN 1991-2005
O-6-092	* 34621-06	each	SHIFTER LEVER, *SPLINED* **CHROME** BIG TWIN 200-PRESENT
A-34628-86	* 34628-86	each	SHIFTER LEVER SHAFT, **WITH BALL** SPORTSTER 1986-1990

****EASTERN MOTORCYCLE PARTS****

****SPROCKETS****

****MOTOR AND COUNTERSHAFT****

****BIG TWIN/SPORTSTER/FORTY-FIVE****



COMPENSATING SPROCKETS

<u>EASTERN NUMBER</u>	<u>REPLACES OEM</u>	<u>DESCRIPTION</u>
A-2035-15	2035-15 each	SPROCKET, COUNTERSHAFT, **3-SPEED** (28-TOOTH) BIG TWIN 1915-1936
W-14-806-24	33333-79B each	SPROCKET, COUNTERSHAFT, **5-SPEED** (24-TOOTH) BIG TWIN 1979-1984
W-14-806-22	33336-83 each	SPROCKET, COUNTERSHAFT, **5-SPEED** (22-TOOTH) BIG TWIN 1979-1984
W-14-803-23	33337-83 each	SPROCKET, COUNTERSHAFT, **4-SPEED** (23-TOOTH) BIG TWIN 1980-1985
W-14-806-23	33337-83 each	SPROCKET, COUNTERSHAFT, **5-SPEED** (23-TOOTH) BIG TWIN 1979-1984
W-14-803-22	33338-83 each	SPROCKET, COUNTERSHAFT, **4-SPEED** (22-TOOTH) BIG TWIN 1980-1985
W-14-802-19	35197-52 each	SPROCKET, COUNTERSHAFT, **4-SPEED** (19-TOOTH) SPORTSTER 1954-E/1979
W-14-802-20	35198-52 each	SPROCKET, COUNTERSHAFT, **4-SPEED** (20-TOOTH) SPORTSTER 1954-E/1979
W-14-801-22	35203-36 each	SPROCKET, COUNTERSHAFT, **4-SPEED** (22-TOOTH) BIG TWIN 1936-1979

****SEE PAGE 327 FOR REAR WHEEL SPROCKETS****

****CONTINUED NEXT PAGE****

5120 HILDA ROAD* BLACKVILLE, S.C. 29817* 803-284-3304


Pg 277

****EASTERN MOTORCYCLE PARTS****


****SPROCKETS****

****MOTOR AND COUNTERSHAFT****

****BIG TWIN/SPORTSTER/FORTY-FIVE****



W-14-426-34



A-40320-06

<u>EASTERN NUMBER</u>	<u>REPLACES OEM</u>	<u>DESCRIPTION</u>
W-14-802-21	35205-52A	each SPROCKET, COUNTERSHAFT, **4-SPEED** (21-TOOTH) SPORTSTER 1954-E/1979
W-14-802-22		each SPROCKET, COUNTERSHAFT, **4-SPEED** (22-TOOTH) SPORTSTER 1954-E/1979
W-14-802-23		each SPROCKET, COUNTERSHAFT, **4-SPEED** (23-TOOTH) SPORTSTER 1954-E/1979
W-14-804-21	35205-79	each SPROCKET, COUNTERSHAFT, **4-SPEED** (21-TOOTH) SPORTSTER L/1979-1984
W-14-804-22	35206-79	each SPROCKET, COUNTERSHAFT, **4-SPEED** (22-TOOTH) SPORTSTER L/1979-1984
W-14-804-23		each SPROCKET, COUNTERSHAFT, **4-SPEED** (23-TOOTH) SPORTSTER L/1979-1984
W-14-805-21	35208-84	each SPROCKET, COUNTERSHAFT, **4-SPEED** (21-TOOTH) SPORTSTER L/1984-1990
W-14-805-22	35209-85	each SPROCKET, COUNTERSHAFT, **4-SPEED** (22-TOOTH) SPORTSTER L/1984-1990
W-14-805-23		each SPROCKET, COUNTERSHAFT, **4-SPEED** (23-TOOTH) SPORTSTER L/1984-1990
W-14-801-23	35212-41	each SPROCKET, COUNTERSHAFT, **4-SPEED** (23-TOOTH) BIG TWIN 1936-1979
W-14-803-24	35212-80	each SPROCKET, COUNTERSHAFT, **4-SPEED** (24-TOOTH) BIG TWIN 1980-1985
W-14-801-24	35213-41	each SPROCKET, COUNTERSHAFT, **4-SPEED** (24-TOOTH) BIG TWIN 1936-1979
W-14-801-25	35214-41	each SPROCKET, COUNTERSHAFT, **4-SPEED** (25-TOOTH) BIG TWIN 1936-1979
W-14-801-26	35215-41	each SPROCKET, COUNTERSHAFT, **4-SPEED** (26-TOOTH) BIG TWIN 1936-1979
W-14-428-23	40210-30	each SPROCKET, MOTOR, **DUAL ROW** (23-TOOTH) BIG TWIN 1936-1954
W-14-428-24	40211-30	each SPROCKET, MOTOR, **DUAL ROW** (24-TOOTH) BIG TWIN 1936-1954
W-14-428-25	40212-30	each SPROCKET, MOTOR, **DUAL ROW** (25-TOOTH) BIG TWIN 1936-1954
W-14-429-23	40210-55	each SPROCKET, MOTOR, **DUAL ROW** (23-TOOTH) BIG TWIN 1955-1984
W-14-429-24	40211-55	each SPROCKET, MOTOR, **DUAL ROW** (24-TOOTH) BIG TWIN 1955-1984
W-14-429-25	40212-55	each SPROCKET, MOTOR, **DUAL ROW** (25-TOOTH) BIG TWIN 1955-1984
W-14-426-27	40235-29	each SPROCKET, MOTOR, **DUAL ROW** (27-TOOTH) FORTY-FIVE 1929-1973
W-14-426-28	40236-29	each SPROCKET, MOTOR, **DUAL ROW** (28-TOOTH) FORTY-FIVE 1929-1973
W-14-426-29	40237-29	each SPROCKET, MOTOR, **DUAL ROW** (29-TOOTH) FORTY-FIVE 1929-1973
W-14-426-30	40238-29	each SPROCKET, MOTOR, **DUAL ROW** (30-TOOTH) FORTY-FIVE 1929-1973
W-14-426-31	40239-29	each SPROCKET, MOTOR, **DUAL ROW** (31-TOOTH) FORTY-FIVE 1929-1973
W-14-426-32	*	each SPROCKET, MOTOR, **DUAL ROW** (32-TOOTH) FORTY-FIVE 1929-1973
W-14-426-33	*	each SPROCKET, MOTOR, **DUAL ROW** (33-TOOTH) FORTY-FIVE 1929-1973
W-14-426-34	*	each SPROCKET, MOTOR, **DUAL ROW** (34-TOOTH) FORTY-FIVE 1929-1973
W-14-432-22	40280-70	each COMPENSATING SPROCKET, MOTOR, **DUAL ROW** (22-TOOTH) BIG TWIN 1970-1986
W-14-432-23	40282-70	each COMPENSATING SPROCKET, MOTOR, **DUAL ROW** (23-TOOTH) BIG TWIN 1970-1986
W-14-432-24	40295-70	each COMPENSATING SPROCKET, MOTOR, **DUAL ROW** (24-TOOTH) BIG TWIN 1970-1986
A-40320-06	* 40320-06	each SPROCKET, MOTOR, **DUAL ROW** (34-TOOTH) BIG TWIN 2007-2010

****SEE PAGE 327 FOR REAR WHEEL SPROCKETS****

5120 HILDA ROAD* BLACKVILLE, S.C. 29817* 803-284-3304

****CARBURETOR****

****LINE DRAWINGS****

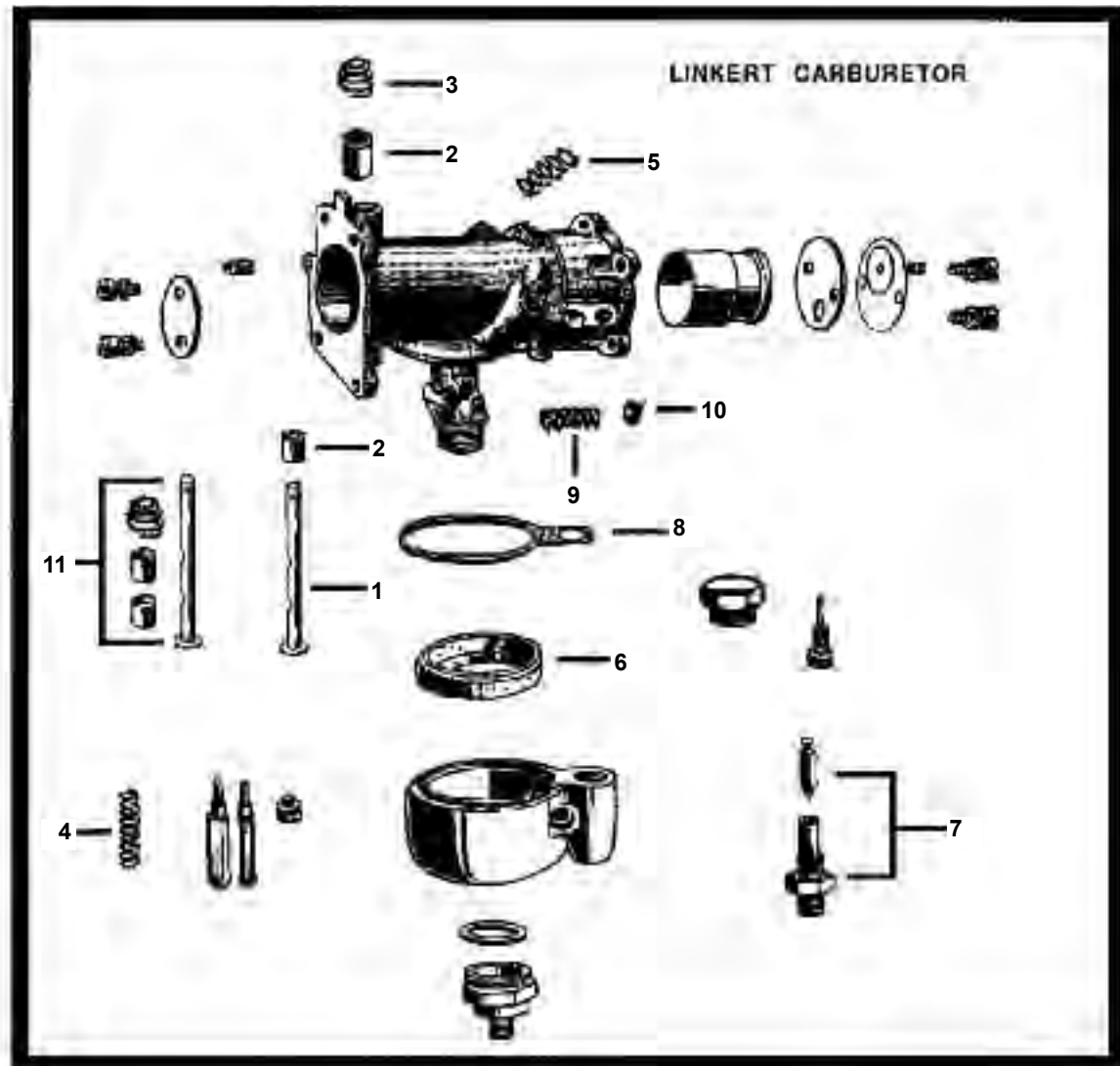
****BENDIX, KEIHIM, LINKERT****

- 
- * FLOATS
 - * GASKETS
 - * MAIN AND LOW JETS
 - * MANIFOLD SEALS
 - * MANIFOLD ADAPTERS
 - * O-RINGS
 - * REPAIR KITS
 - * SPRINGS
 - * THROTTLE SHAFTS & KITS

EASTERN MOTORCYCLE PARTS

CARBURETOR

BIG TWIN/FORTY-FIVE



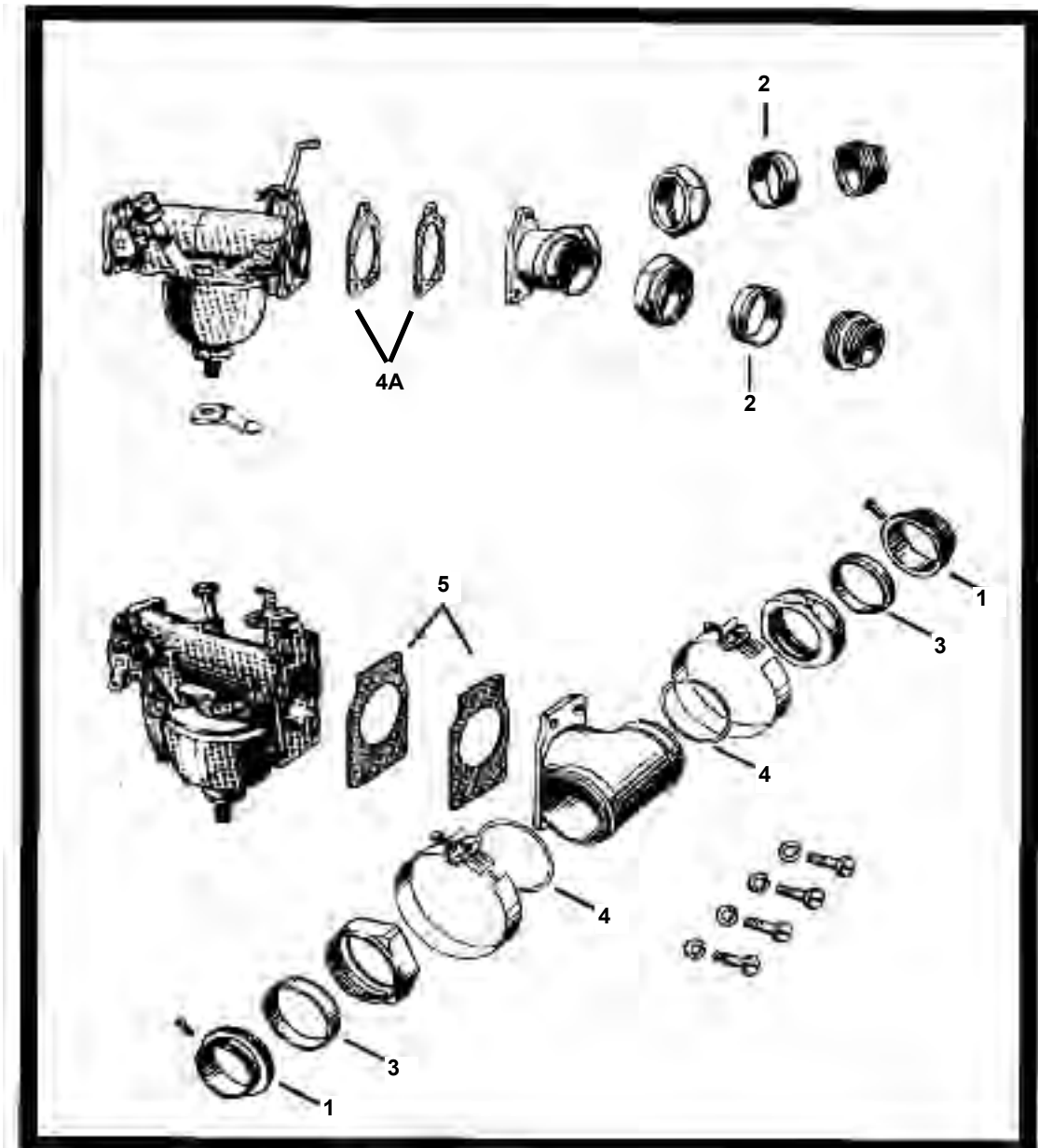
<u>DIAGRAM NUMBER</u>	<u>EASTERN NUMBER</u>	<u>REPLACES OEM</u>	<u>DESCRIPTION</u>
1	A-27275-24	27275-24	each THROTTLE SHAFT, **1-1/4" LONG** B/T 1942-1948, F-F 1930-1952
	A-27275-26	27275-26	each THROTTLE SHAFT, **1" LONG** LINKERT, FORTY-FIVE 1936-1954
	A-27276-40	27276-40	each THROTTLE SHAFT, **1-1/2" LONG** B/T '40-'65, K-MODEL 1952-1956
2	A-27290-24	27290-24	pk-5 THROTTLE SHAFT BUSHING, BIG TWIN 1931-1965, SP. 1952-1965
3	A-27291-32	27291-32	pk-10 THROTTLE SHAFT SPRING, BIG TWIN 1931-1965, SPORT. 1957-1965
4	A-27330-33	27330-33	pk-10 SPRING, MAIN NOZZLE RETAINER, BIG TWIN 1933-1965
5	A-27349-27	27349-27	pk-10 SPRING, LOW SPEED VALVE LEVER, BIG TWIN 1933-1965
6	A-27380-50	27380-33	each FLOAT, **BRASS** BIG TWIN 1933-1965
7	A-27382-33	27382-33	each FLOAT VALVE AND NEEDLE, **RUBBER TIP** BIG TWIN 1933-1965
8	L-3-761	27391-36	pk-10 GASKET, FLOAT BOWL, BIG TWIN 1936-1965
9	A-27405-26	27405-26	pk-10 SPRING, FRICTION BALL, BIG TWIN 1926-1965
10	A-27406-26	27406-26	pk-25 BALL BEARING, **1/8" DIAMETER** BIG TWIN
11	A-27273-KIT		THROTTLE SHAFT KIT INCL: (1) 27275-26, (2) 27290-24, (1) 27291-32
	A-27275-KIT		THROTTLE SHAFT KIT INCL: (1) 27275-24, (2) 27290-24, (1) 27291-32
	A-27276-KIT		THROTTLE SHAFT KIT INCL: (1) 27276-40, (2) 27290-24, (1) 27291-32

****EASTERN MOTORCYCLE PARTS****

****CARBURETOR****

****BIG TWIN 1937-1957****

****FORTY-FIVE 1937-1957****



<u>DIAGRAM NUMBER</u>	<u>EASTERN NUMBER</u>	<u>REPLACES OEM</u>	<u>DESCRIPTION</u>
1	E-801	27039-48 set-2 27046-48	O-RING ADAPTERS, WITH O-RINGS **STEEL** BIG TWIN 1948-1954
	E-802	27039-48 set-2 27046-48	O-RING ADAPTERS, WITH O-RINGS **ALUMINUM** BIG TWIN 1948-'54
2	A-27058-30	27058-30 set-2	INTAKE MANIFOLD SEALS, **BRASS** B/T 1930-1948, F/F 1936-1973
3	A-27059-40	27059-40 set-2	INTAKE MANIFOLD SEALS, **BRASS** BIG TWIN 1940-1954
4	A-27060-55	27060-55 pk-10	O-RINGS, INTAKE MANIFOLD SEALS, BIG TWIN 1955-1978
4A	47-0447	27410-39 pk-10	GASKETS, CARBURETOR INSULATOR, BIG TWIN 1936-'48, F-F 1940-'73
5	L-3-810	27411-40 pk-10	GASKET, MANIFOLD TO CARBURETOR, BIG TWIN 1940-1965

5120 HILDA ROAD* BLACKVILLE, S.C. 29817* 803-284-3304

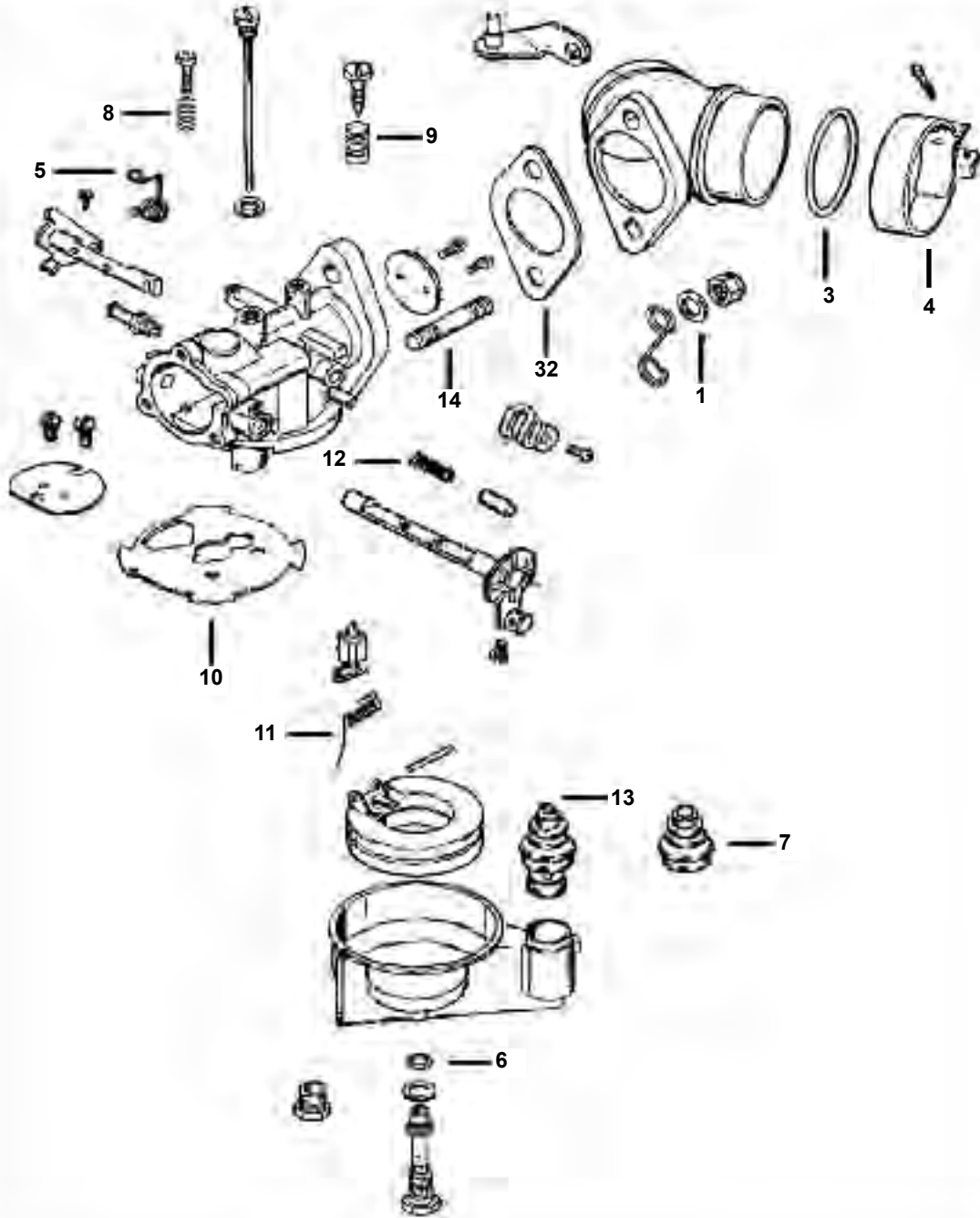
****EASTERN MOTORCYCLE PARTS****

****CARBURETOR****

****BENDIX****

****BIG TWIN 1971-1975****

****SPORTSTER 1972-E/1976****



****CONTINUED NEXT PAGE****

****EASTERN MOTORCYCLE PARTS****

****CARBURETOR****

****BENDIX****

****BIG TWIN 1971-1975****

****SPORTSTER 1972-E/1976****

DIAGRAM NUMBER	EASTERN NUMBER	REPLACES OEM	DESCRIPTION
1	A-6016	6016 pk-25	WASHER, **11/32 X 11/16 X 1/16" THICK** (ZINC PLATED)
2	L-3-812	27023-71 pk-10	GASKET, CARBURETOR TO MANIFOLD, BIG TWIN 1971-1976, GASKET, CARBURETOR TO MANIFOLD, SPORTSTER 1972-1985
3	A-27060-55	27060-55 pk-10	O-RINGS, INTAKE MANIFOLD, BIG TWIN 1955-1978, O-RINGS, INTAKE MANIFOLD, SPORTSTER 1957-1978
4	A-27063-57	27063-57 pair	CLAMPS, INTAKE MANIFOLD **WITH O-RINGS** BIG TWIN 1955-1979, SPORTSTER 1957-1979
5	A-27272-71	27272-71 pk-10	SPRINGS, THROTTLE RETURN, BIG TWIN 1971-1975, SPRINGS, THROTTLE RETURN, SPORTSTER 1972-1976
6	A-27326-71	27326-71 pk-10	O-RINGS, BIG TWIN 1971-1975, SPORTSTER 1972-1976
7	A-27389-71	27389-71 each	RUBBER BOOT, ACCELERATOR PUMP, BIG TWIN 1971-1975, RUBBER BOOT, ACCELERATOR PUMP, SPORTSTER 1972-1976
8	A-27613-71	27613-71 pk-10	SPRINGS, THROTTLE STOP SCREW, BIG TWIN 1971-1975, SPRINGS, THROTTLE STOP SCREW, SPORTSTER 1972-1976
9	A-27642-71	27642-71 pk-10	SPRINGS, IDLE ADJUSTING SCREW, BIG TWIN 1971-1975, SPRINGS, IDLE ADJUSTING SCREW, SPORTSTER 1972-1976
10	L-3-771	27646-71 pk-10	GASKET, FLOAT BOWL, BIG TWIN 1971-1975, SPORTSTER 1972-1976
11	A-27659-71	27659-71 pk-10	SPRINGS, FLOAT PIN, BIG TWIN 1971-1975, SPORTSTER 1972-1976
12	A-27666-71	27666-71 pk-10	SPRINGS, FRICTION CHOKE, BIG TWIN 1971-1975, SPRINGS, FRICTION CHOKE, SPORTSTER 1972-1976
13	A-27762-71A	27762-71A each	ACCELERATOR PUMP, BIG TWIN 1971-1975, SPORTSTER 1972-1976
14	A-33298-65	33298-65 pk-10	STUD, **5/16-18 X 5/16-24** BIG TWIN 1971-1978, STUD, **5/16-18 X 5/16-24** SPORTSTER 1976-1978

****CARBURETOR REPAIR KITS****

A-27006-76	27006-76	REPAIR KIT, **KEIHIM CARBURETOR** B/T 1976-1978, SP. 1976-1978 KIT INCLUDES: DIAPHRAGM, O-RINGS (LARGE & SMALL) FLOAT VALVE W/CLIP, AND LOWER SPRING
A-27006-79	27006-79	REPAIR KIT, **KEIHIM CARBURETOR** B/T 1979-1983, SP. 1979-1982 KIT INCLUDES: DIAPHRAGM, O-RINGS (LARGE & SMALL) FLOAT VALVE W/CLIP, GASKET, RUBBER BOOT & LOWER SPRING
A-27006-83	27006-83	REPAIR KIT, **KEIHIM CARBURETOR** B/T 1984-1989, SP. 1983-1987 KIT INCLUDES: DIAPHRAGM, O-RINGS (LARGE & SMALL) FLOAT VALVE W/CLIP, GASKET, RUBBER BOOT & LOWER SPRING
A-27006-87	27006-87	REPAIR KIT, **KEIHIM CARBURETOR** (C.V) B/T 1990-1991, SP 1988-'91 KIT INCLUDES: DIAPHRAGM, O-RINGS (LARGE & SMALL) FLOAT VALVE W/CLIP, SEALS, RUBBER BOOT & LOWER SPRING
A-27132-71	27132-71	REPAIR KIT, **BENDIX CARBURETOR** B/T 1971-1975, SP. 1972-1976 KIT INCLUDES: GASKETS, WASHERS, O-RINGS (LARGE & SMALL) FLOAT VALVE W/CLIP, IDLE ADJ. SCREW, & ACCELERATOR PUMP

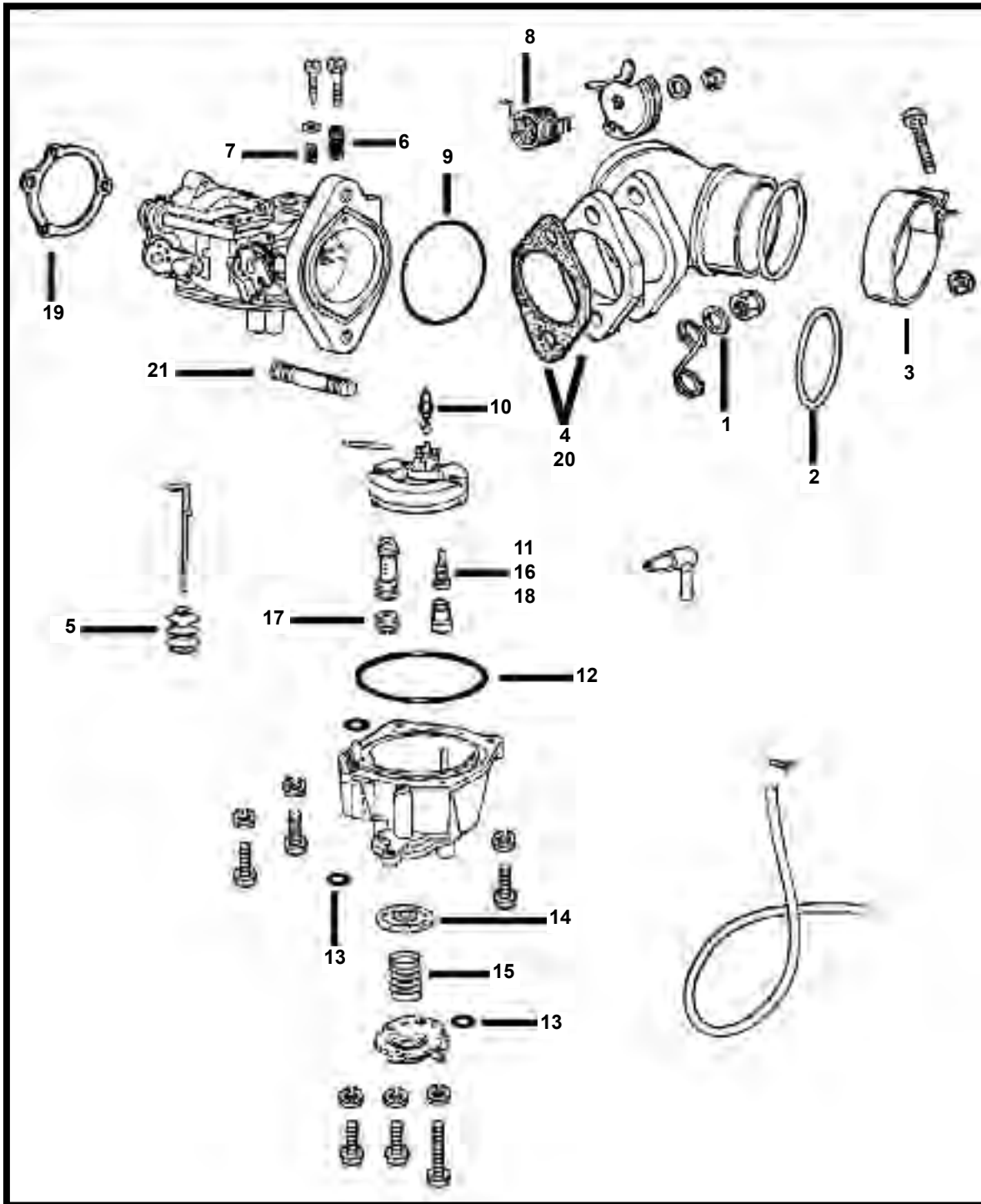
****EASTERN MOTORCYCLE PARTS****

****CARBURETOR****

****KEIHIM****

****BIG TWIN 1976-E/1978****

****SPORTSTER 1976-1978****



****CONTINUED NEXT PAGE****

****EASTERN MOTORCYCLE PARTS****

****CARBURETOR****

****KEIHIM****

****BIG TWIN 1976-E/1978****

****SPORTSTER 1976-1978****

<u>DIAGRAM NUMBER</u>	<u>EASTERN NUMBER</u>	<u>REPLACES OEM</u>	<u>DESCRIPTION</u>
1	A-6702	6702	pk-25 WASHER, **5/16 X 11/16 X 1/16 THICK** (ZINC PLATE)
2	A-27060-55	27060-55	pk-10 O-RINGS, INTAKE MANIFOLD, BIG TWIN 1955-1978, SPORT. 1957-1978
3	A-27063-57	27063-57	pair CLAMPS, INTAKE MANIFOLD **WITH O-RINGS** B/T '55-79, SP '57-79
4	L-3-814	27077-78	pk-10 GASKETS, CARB. TO MANIFOLD, B/T 1976-1987, SPORT. 1976-1989
5	A-27311-76	27311-76	pk-5 RUBBER BOOT, ACCELERATOR PUMP, B/T 1976-PRES., SP. 1976-P.
6	A-27314-76	27314-76	pk-10 SPRING, THROTTLE STOP SCREW, B/T 1976-1980, SP. 1976-1980
7	A-27319-76	27319-76	pk-10 SPRING, LOW SPEED ADJUSTMENT SCREW, B/T 1976-'78, SP. '76-'78
8	A-27322-76	27322-76	pk-10 SPRING, THROTTLE LEVER RETURN, B/T 1976-1980, SP. 1976-1980
9	A-27336-76	27336-76	pk-10 O-RING, CARBURETOR FLANGE, B/T 1976-1978, SPORT. 1976-1978
10	A-27337-76	27337-76	each FLOAT NEEDLE, (WITH CLIP) B/T 1976-1978, SPORTSTER 1976-1978
11	A-27348-76	27348-76	pk-5 LOW JET, **BRASS** (1.00mm) BIG TWIN 1976-1989, SP. 1976-1989
	A-27348-77	27348-77	pk-5 LOW JET, **BRASS** (0.88mm) BIG TWIN 1976-1989, SP. 1976-1989
12	A-27358-76	27358-76	pk-10 O-RING, FLOAT BOWL, BIG TWIN 1976-1978, SPORTSTER 1976-1978
13	A-27360-76	27360-76	pk-10 O-RING, ACCELERATOR PUMP, B/T 1976-PRES, SPORT. 1976-PRES.
14	A-27361-76	27361-76	each DIAPHRAGM, BIG TWIN 1976-PRESENT, SPORTSTER 1976-PRES.
15	A-27362-76	27362-76	pk-10 SPRING, DIAPHRAGM, LOWER HOUSING, B/T 1976-2006, SP. 1976-'06
16	A-27382-77	27382-77	pk-5 LOW JET, **BRASS** (0.75mm) B/T 1976-1989, SPORTSTER 1976-1989
17	A-27416-76	27416-76	pk-5 MAIN JET, **BRASS** (1.80mm) B/T 1976-1989, SPORTSTER 1976-1989
	A-27417-76	27417-76	pk-5 MAIN JET, **BRASS** (1.75mm) B/T 1976-1989, SPORTSTER 1976-1989
	A-27418-76	27418-76	pk-5 MAIN JET, **BRASS** (1.70mm) B/T 1976-1989, SPORT. 1976-1989
	A-27419-76	27419-76	pk-5 MAIN JET, **BRASS** (1.65mm) B/T 1976-1989, SPORTSTER 1976-1989
18	A-27894-78	27894-78	pk-5 LOW JET, **BRASS** (0.68mm) BIG TWIN 1976-1979, SP. 1976-1979
	A-27894-KIT		kit-10 MAIN JETS AND LOW JETS, **BRASS** B/T 1976-1989, SP. 1976-1989 KIT INCLUDES: (1 Pack of 5 each) 27348-76, 37348-77, 27382-77, 27416-76, 27417-76, 27418-76, 27419-76, 27894-78, 27896-79, 27897-78
	A-27896-79	27896-79	pk-5 LOW JET, **BRASS** (0.65mm) BIG TWIN 1976-1979, SP. 1976-1979
	A-27897-78	27897-78	pk-5 LOW JET, **BRASS** (0.72mm) BIG TWIN 1976-1979, SP. 1976-1979
19	L-3-995	29058-77	pk-10 GASKET, CARB. TO AIR CLEANER, BIG TWIN 1977-'86, SP. 1977-1987
20	A-29250-78A	29250-78A	each SPACER, (WITH GASKET) BIG TWIN 1976-1989
21	A-33298-65	33298-65	pk-10 STUD, **5/16-18 X 5/16-24** BIG TWIN 1971-1978, SPORT. 1976-1978

****CARBURETOR REPAIR KITS****

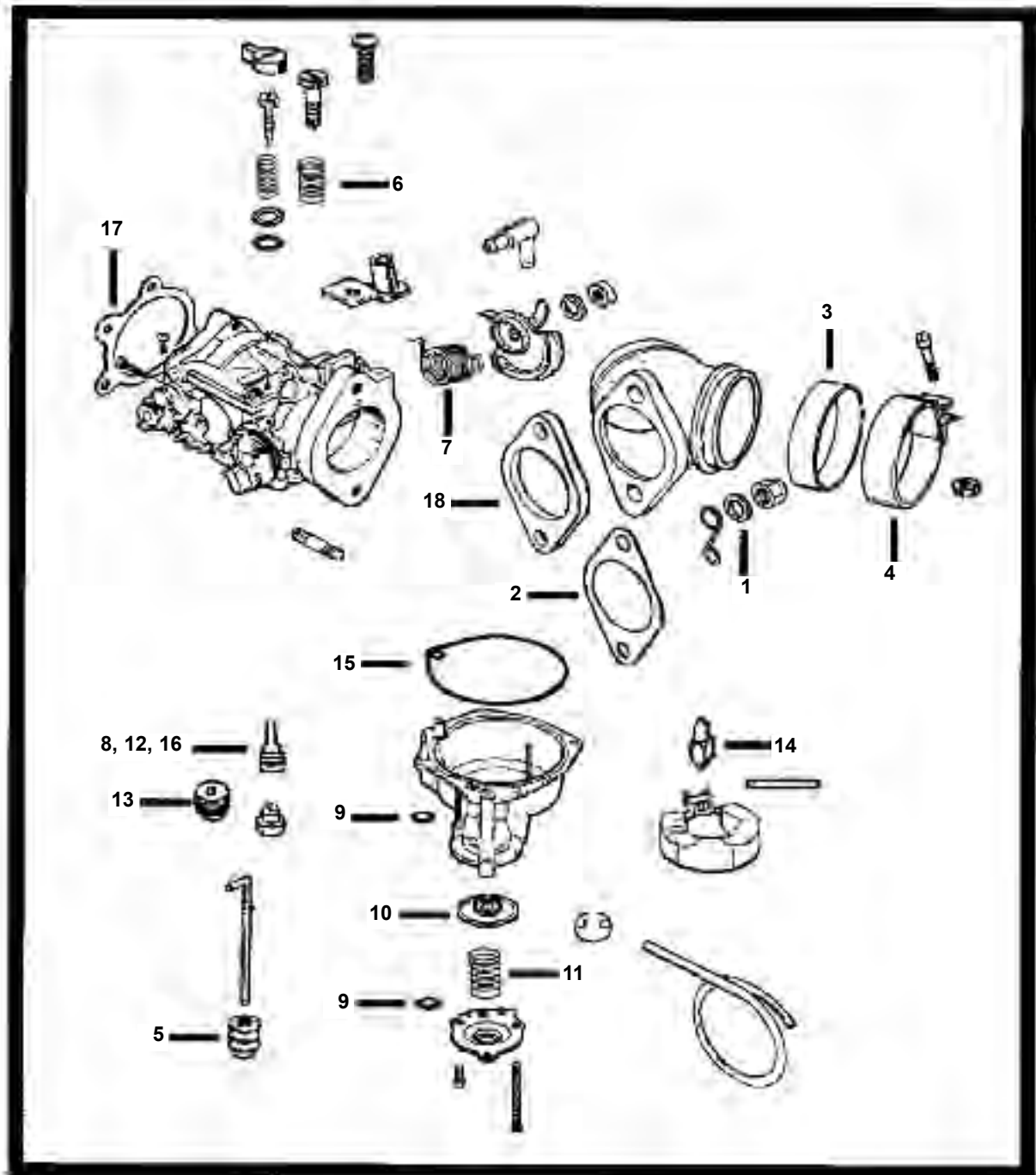
A-27006-76	27006-76	REPAIR KIT, **KEIHIM CARBURETOR** B/T 1976-1978, SP. 1976-1978 KIT INCLUDES: DIAPHRAGM, O-RINGS (LARGE & SMALL) FLOAT VALVE W/CLIP, AND LOWER SPRING
A-27006-79	27006-79	REPAIR KIT, **KEIHIM CARBURETOR** B/T 1979-1983, SP. 1979-1982 KIT INCLUDES: DIAPHRAGM, O-RINGS (LARGE & SMALL) FLOAT VALVE W/CLIP, GASKET, RUBBER BOOT & LOWER SPRING
A-27006-83	27006-83	REPAIR KIT, **KEIHIM CARBURETOR** B/T 1984-1989, SP. 1983-1987 KIT INCLUDES: DIAPHRAGM, O-RINGS (LARGE & SMALL) FLOAT VALVE W/CLIP, GASKET, RUBBER BOOT & LOWER SPRING
A-27006-87	27006-87	REPAIR KIT, **KEIHIM CARBURETOR** (C.V) BIG TWIN 1990-1991, SPORTSTER 1988-1991 KIT INCLUDES: DIAPHRAGM, O-RINGS (LARGE & SMALL) FLOAT VALVE W/CLIP, SEALS, RUBBER BOOT & LOWER SPRING
A-27132-71	27132-71	REPAIR KIT, **BENDIX CARBURETOR** B/T 1971-1975, SP. 1972-1976 KIT INCLUDES: GASKETS, WASHERS, O-RINGS (LARGE & SMALL) FLOAT VALVE W/CLIP, IDLE ADJ. SCREW, & ACCELERATOR PUMP

****EASTERN MOTORCYCLE PARTS****

****CARBURETOR****

****BIG TWIN L/1978-1980****

****SPORTSTER 1979-1980****



****CONTINUED NEXT PAGE****

5120 HILDA ROAD* BLACKVILLE, S.C. 29817* 803-284-3304

Pg 286

****EASTERN MOTORCYCLE PARTS****

****CARBURETOR****

****KEIHIM****

****BIG TWIN L/1978-1980****

****SPORTSTER 1979-1980****

<u>DIAGRAM NUMBER</u>	<u>EASTERN NUMBER</u>	<u>REPLACES OEM</u>	<u>DESCRIPTION</u>
1	A-6702	6702	pk-25 WASHER, **5/16 Z 11/16 X 1/16" THICK** (ZINC PLATED)
2	L-3-812	27023-71	pk-10 GASKETS, CARB. TO MANIFOLD, SPORTSTER 1972-1985
3	A-27062-78	27062-78	pk-10 SEALS, INTAKE MANIFOLD, **IMPORTED** B/T 1978-'84, SP. 1978-'85
	A-27062-78A	27062-78	pk-10 SEALS, INTAKE MANIFOLD, **U.S.A.** B/T 1978-'84, SPORT. 1978-1985
4	A-27063-80	27063-80	pair CLAMPS, INTAKE MANIFOLD, **WITH O-RINGS** BIG TWIN 1980-1984, SPORTSTER 1980-1985
5	A-27311-76	27311-76	pk-5 RUBBER BOOT, ACCELERATOR PUMP, B/T 1976-PRES., SP. 1976-P.
6	A-27314-76	27314-76	pk-10 SPRING, THROTTLE STOP SCREW, B/T 1976-1980, SPORT. 1976-1980
7	A-27322-76	27322-76	pk-10 SPRING, THROTTLE LEVER RETURN, B/T 1976-1980, SP. 1976-1980
8	A-27348-76	27348-76	pk-5 LOW JET, **BRASS** (1.00mm) BIG TWIN 1976-1989, SP. 1976-1989
	A-27348-77	27348-77	pk-5 LOW JET, **BRASS** (0.88mm) BIG TWIN 1976-1989, SP. 1976-1989
9	A-27360-76	27360-76	pk-10 O-RING, PUMP ACCELERATOR, BIG TWIN 1976-P., SPORT. 1976-P.
10	A-27361-76	27361-76	each DIAPHRAGM, BIG TWIN 1976-PRESENT, SPORTSTER 1976-PRES.
11	A-27362-76	27362-76	pk-10 SPRING, DIAPHRAGM, LOWER HOUSING, B/T 1976-2006, SP. 1976-'06
12	A-27382-77	27382-77	pk-5 LOW JET, **BRASS** (0.75mm) B/T 1976-1989, SPORTSTER 1976-1989
13	A-27416-76	27416-76	pk-5 MAIN JET, **BRASS** (1.80mm) B/T 1976-1989, SPORTSTER 1976-1989
	A-27417-76	27417-76	pk-5 MAIN JET, **BRASS** (1.75mm) B/T 1976-1989, SPORTSTER 1976-1989
	A-27418-76	27418-76	pk-5 MAIN JET, **BRASS** (1.70mm) B/T 1976-1989, SPORTSTER 1976-1989
	A-27419-76	27419-76	pk-5 MAIN JET, **BRASS** (1.65mm) B/T 1976-1989, SPORTSTER 1976-1989
14	A-27886-78A	27886-78A	each FLOAT NEEDLE, W/CLIP, BIG TWIN 1978-2006, SPORT. 1979-2006
15	A-27889-78	27889-78	pk-10 O-RING, FLOAT BOWL, BIG TWIN 1978-1983, SPORTSTER 1978-1983
16	A-27894-78	27894-78	pk-5 LOW JET, **BRASS** (0.68mm) BIG TWIN 1976-1979, SP. 1976-1979
	A-27894-KIT		kit-10 MAIN JETS AND LOW JETS, **BRASS** B/T 1976-1989, SP. 1976-1989 KIT INCLUDES: (1 Pack of 5 each) 27348-76, 37348-77, 27382-77, 27416-76, 27417-76, 27418-76, 27419-76, 27894-78, 27896-79, 27897-78
	A-27896-79	27896-79	pk-5 LOW JET, **BRASS** (0.65mm) BIG TWIN 1976-1979, SP. 1976-1979
	A-27897-78	27897-78	pk-5 LOW JET, **BRASS** (0.72mm) BIG TWIN 1976-1979, SP. 1976-1979
17	L-3-995	29058-77	pk-10 GASKETS, CARB. TO AIR CLEANER, B/T 1977-1986, SPORT. 1977-'87
18	A-29250-78A	29250-78A	each SPACER, (WITH GASKET) BIG TWIN 1976-1989

****CARBURETOR REPAIR KITS****

A-27006-76	27006-76	REPAIR KIT, **KEIHIM CARBURETOR** B/T 1976-1978, SP. 1976-1978 KIT INCLUDES: DIAPHRAGM, O-RINGS (LARGE & SMALL) FLOAT VALVE W/CLIP, AND LOWER SPRING
A-27006-79	27006-79	REPAIR KIT, **KEIHIM CARBURETOR** B/T 1979-1983, SP. 1979-1982 KIT INCLUDES: DIAPHRAGM, O-RINGS (LARGE & SMALL) FLOAT VALVE W/CLIP, GASKET, RUBBER BOOT & LOWER SPRING
A-27006-83	27006-83	REPAIR KIT, **KEIHIM CARBURETOR** B/T 1984-1989, SP. 1983-1987 KIT INCLUDES: DIAPHRAGM, O-RINGS (LARGE & SMALL) FLOAT VALVE W/CLIP, GASKET, RUBBER BOOT & LOWER SPRING
A-27006-87	27006-87	REPAIR KIT, **KEIHIM CARBURETOR** (C.V) BIG TWIN 1990-1991, SPORTSTER 1988-1991 KIT INCLUDES: DIAPHRAGM, O-RINGS (LARGE & SMALL) FLOAT VALVE W/CLIP, SEALS, RUBBER BOOT & LOWER SPRING
A-27132-71	27132-71	REPAIR KIT, **BENDIX CARBURETOR** B/T 1971-1975, SP. 1972-1976 KIT INCLUDES: GASKETS, WASHERS, O-RINGS, FLOAT VALVE W/CLIP, IDLE ADJ. SCREW, & ACCELERATOR PUMP

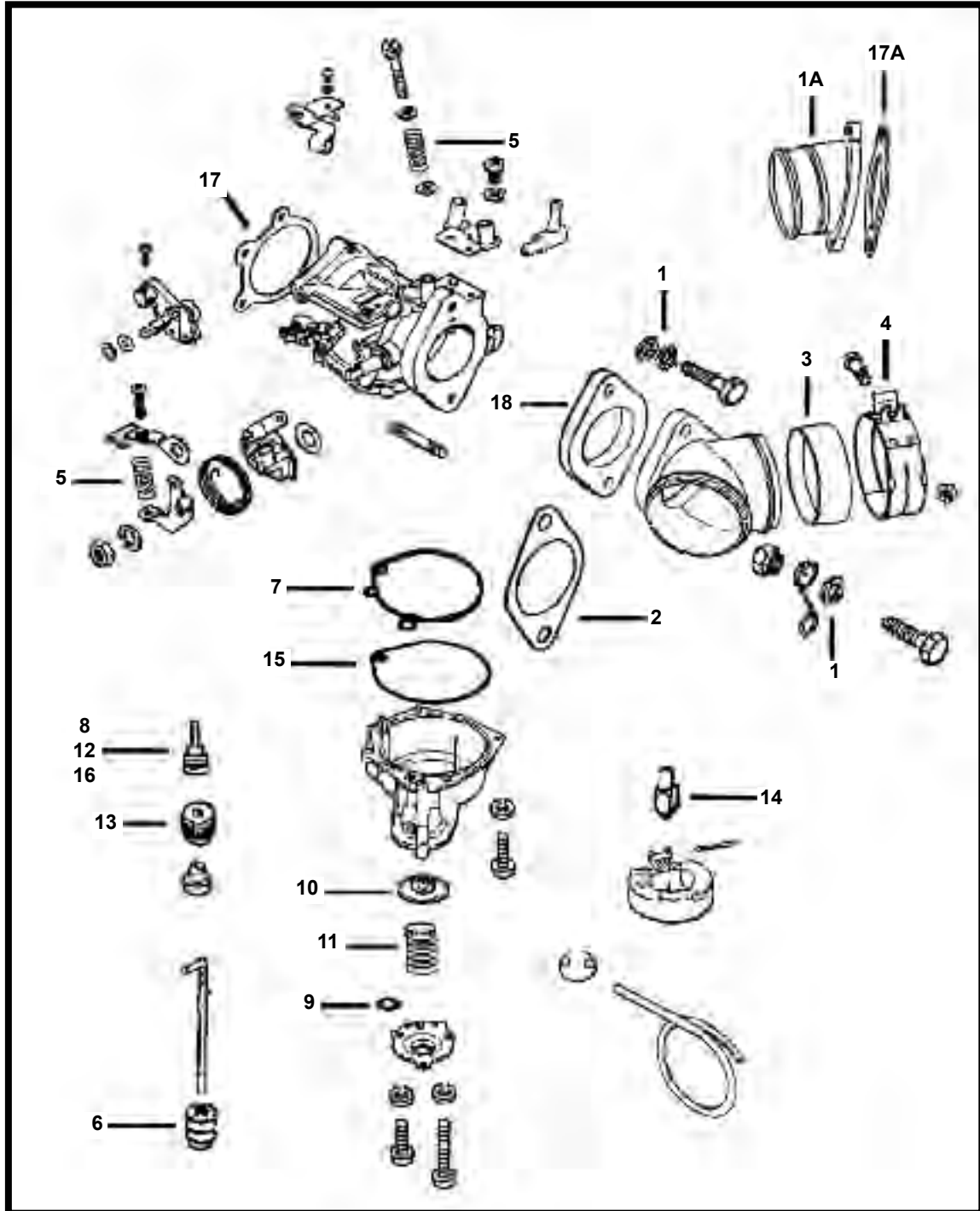
****EASTERN MOTORCYCLE PARTS****

****CARBURETOR****

****KEIHIM****

****BIG TWIN 1981-1989****

****SPORTSTER 1981-1987****



****CONTINUED NEXT PAGE****

5120 HILDA ROAD* BLACKVILLE, S.C. 29817* 803-284-3304

Pg 288

****EASTERN MOTORCYCLE PARTS****

****CARBURETOR****

****KEIHIM****

****BIG TWIN 1981-1989****

****SPORTSTER 1981-1987****

DIAGRAM NUMBER	EASTERN NUMBER	REPLACES OEM	DESCRIPTION
1	A-6702	6702	pk-25 WASHER, **5/16 Z 11/16 X 1/16" THICK** (ZINC PLATED)
1A	A-27008-83A	27008-83A	each COMPLIANCE FITTING, FRONT CYLINDER, BIG TWIN 1984-1989
	A-27012-83A	27012-83A	each COMPLIANCE FITTING, REAR CYLINDER, BIG TWIN 1984-1989
2	L-3-812	27023-71	pk-10 GASKETS, CARB. TO MANIFOLD, SPORTSTER 1972-1985
3	A-27062-78	27062-78	pk-10 SEALS, INTAKE MANIFOLD, **IMPORTED** B/T 1978-'84, SP. 1978-'85
	A-27062-78A	27062-78	pk-10 SEALS, INTAKE MANIFOLD, **U.S.A.** B/T 1978-'84, SPORT. 1978-1985
4	A-27063-80	27063-80	pair CLAMPS, INTAKE MANIFOLD, **WITH O-RINGS** BIG TWIN 1980-1984, SPORTSTER 1980-1985
5	A-27136-81	27136-81	pk-10 SPRINGS, THROTTLE & IDLE SCREWS, B/T 1981-1990, SP. 1981-1991
6	A-27311-76	27311-76	pk-5 RUBBER BOOT, ACCELERATOR PUMP, B/T 1976-PRES., SP. 1976-P.
7	A-27324-83	27324-83	pk-10 O-RINGS, FLOAT BOWL, BIG TWIN 1984-1990, SPORTSTER 1984-P.
8	A-27348-76	27348-76	pk-5 LOW JET, **BRASS** (1.00mm) BIG TWIN 1976-1989, SP. 1976-1989
	A-27348-77	27348-77	pk-5 LOW JET, **BRASS** (0.88mm) BIG TWIN 1976-1989, SP. 1976-1989
9	A-27360-76	27360-76	pk-10 O-RING, PUMP ACCELERATOR, BIG TWIN 1976-P., SPORT. 1976-P.
10	A-27361-76	27361-76	each DIAPHRAGM, BIG TWIN 1976-PRESENT, SPORTSTER 1976-PRES.
11	A-27362-76	27362-76	pk-10 SPRING, DIAPHRAGM, LOWER HOUSING, B/T 1976-2006, SP. 1976-'06
12	A-27382-77	27382-77	pk-5 LOW JET, **BRASS** (0.75mm) B/T 1976-1989, SPORTSTER 1976-1989
13	A-27416-76	27416-76	pk-5 MAIN JET, **BRASS** (1.80mm) B/T 1976-1989, SPORTSTER 1976-1989
	A-27417-76	27417-76	pk-5 MAIN JET, **BRASS** (1.75mm) B/T 1976-1989, SPORTSTER 1976-1989
	A-27418-76	27418-76	pk-5 MAIN JET, **BRASS** (1.70mm) B/T 1976-1989, SPORTSTER 1976-1989
	A-27419-76	27419-76	pk-5 MAIN JET, **BRASS** (1.65mm) B/T 1976-1989, SPORTSTER 1976-1989
14	A-27886-78A	27886-78A	each FLOAT NEEDLE, W/CLIP, BIG TWIN 1978-2006, SPORT. 1979-2006
15	A-27889-78	27889-78	pk-10 O-RING, FLOAT BOWL, BIG TWIN 1978-1983, SPORTSTER 1978-1983
16	A-27894-78	27894-78	pk-5 LOW JET, **BRASS** (0.68mm) BIG TWIN 1976-1979, SP. 1976-1979
	A-27894-KIT		kit-10 MAIN JETS AND LOW JETS, **BRASS** B/T 1976-1989, SP. 1976-'89 KIT INCLUDES: (1 Pack of 5 each) 27348-76, 37348-77, 27382-77, 27416-76, 27417-76, 27418-76, 27419-76, 27894-78, 27896-79, 27897-78
	A-27896-79	27896-79	pk-5 LOW JET, **BRASS** (0.65mm) BIG TWIN 1976-1979, SP. 1976-1979
	A-27897-78	27897-78	pk-5 LOW JET, **BRASS** (0.72mm) BIG TWIN 1976-1979, SP. 1976-1979
17	L-3-995	29058-77	pk-10 GASKETS, CARB. TO AIR CLEANER, B/T 1977-86, SPORT. 1977-1987
17A	L-3-813	29242-83	pk-10 GASKET, MANIFOLD TO ENGINE, BIG TWIN 1984-'90, SPORT. 1986-P.
18	A-29250-78A	29250-78A	each SPACER, (WITH GASKET) BIG TWIN 1976-1989

****CARBURETOR REPAIR KITS****

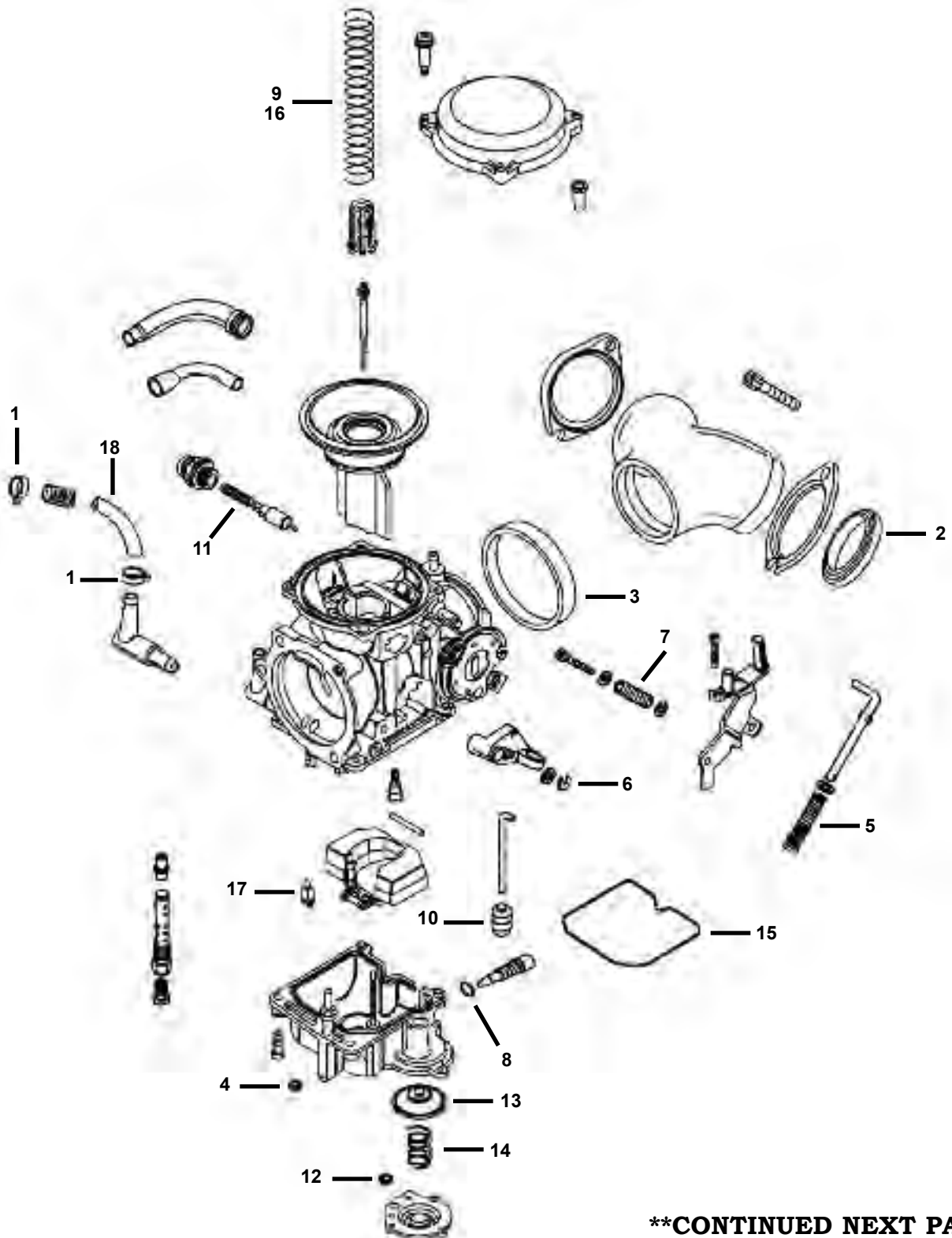
A-27006-76	27006-76	REPAIR KIT, **KEIHIM CARBURETOR** B/T 1976-1978, SP. 1976-1978 KIT INCLUDES: DIAPHRAGM, O-RINGS (LARGE & SMALL) FLOAT VALVE W/CLIP, AND LOWER SPRING
A-27006-79	27006-79	REPAIR KIT, **KEIHIM CARBURETOR** B/T 1979-1983, SP. 1979-1982 KIT INCLUDES: DIAPHRAGM, O-RINGS (LARGE & SMALL) FLOAT VALVE W/CLIP, GASKET, RUBBER BOOT & LOWER SPRING
A-27006-83	27006-83	REPAIR KIT, **KEIHIM CARBURETOR** B/T 1984-1989, SP. 1983-1987 KIT INCLUDES: DIAPHRAGM, O-RINGS (LARGE & SMALL) FLOAT VALVE W/CLIP, GASKET, RUBBER BOOT & LOWER SPRING
A-27006-87	27006-87	REPAIR KIT, **KEIHIM CARBURETOR** (C.V) BIG TWIN 1990-1991, SPORTSTER 1988-1991 KIT INCLUDES: DIAPHRAGM, O-RINGS (LARGE & SMALL) FLOAT VALVE W/CLIP, SEALS, RUBBER BOOT & LOWER SPRING
A-27132-71	27132-71	REPAIR KIT, **BENDIX CARBURETOR** B/T 1971-1975, SP. 1972-1976 KIT INCLUDES: GASKETS, WASHERS, O-RINGS, FLOAT VALVE W/CLIP, IDLE ADJ. SCREW, & ACCELERATOR PUMP

****EASTERN MOTORCYCLE PARTS****

****CARBURETOR****

****BIG TWIN 1990-1999**

****SPORTSTER 1988-1999****



****CONTINUED NEXT PAGE****

****EASTERN MOTORCYCLE PARTS****

****CARBURETOR****

****BIG TWIN 1990-1999**


****SPORTSTER 1988-1999****

<u>DIAGRAM NUMBER</u>	<u>EASTERN NUMBER</u>	<u>REPLACES OEM</u>	<u>DESCRIPTION</u>
1	A-10014	10014	pk-25 HOSE CLAMPS (17/32 I.D.) BIG TWIN-SPORTSTER
2	A-26995-86A	26995-86A	pk-10 INTAKE MANIFOLD SEALS (KEIHIM) BIG TWIN 1990-P., SPORT. 1988-P.
3	A-27002-89	27002-89	each SEAL RING, CARBURETOR, BIG TWIN 1990-2006, SPORT. 1988-2006
4	A-27121-89	27121-89	pk-10 O-RINGS, FLOAT BOWL VALVE, BIG TWIN 1990-P., SPORTSTER 1988-P.
5	A-27123-89	27123-89	pk-10 SPRING, ACCELERATOR ROD, BIG TWIN 1990-02, SPORTSTER 1988-02
6	A-27124-89	27124-89	pk-10 RETAINING RING, CARB. LEVER (E-CLIP) BIG TWIN 1990-'06, SP. 1988-06
7	A-27136-81	27136-81	pk-10 SPRING, THROTTLE & IDLE SCREWS, B/T 1981-1990, SP 1981-1991
	A-27136-90	27136-90	pk-10 SPRING, THROTTLE & IDLE SCREWS, BIG TWIN 1991-2006, SP. 1992-06
8	A-27157-89	27157-89	pk-10 O-RINGS, DRAIN SCREW (FLOAT BOWL) BIG TWIN 1990-99, SP. 1988-06
9	A-27162-89	27162-89	pk-10 SPRING, VACUUM PISTON, BIG TWIN 1990-2006, SPORTSTER 1988-2006
10	A-27311-76	27311-76	pk-5 RUBBER BOOT, ACCELERATOR PUMP, BIG TWIN 1976-P., SP. 1976-P.
11	A-27315-88	27315-88	pk-10 SPRING, STARTER VALVE CAP, BIG TWIN 1990-2005, SPORT. 1988-2006
12	A-27360-76	27360-76	pk-10 O-RINGS, PUMP ACCELERATOR, BIG TWIN 1976-P., SPORTSTER 1976-P.
13	A-27361-76	27361-76	each DIAPHRAGM, BIG TWIN 1976-PRESENT, SPORTSTER 1976-PRESENT
14	A-27362-76	27362-76	pk-10 SPRING, DIAPHRAGM, LOWER HOUSING, B/T 1976-2006, SP. 1976-'06
15	A-27577-88	27577-88	pk-5 O-RING, FLOAT CHAMBER, BIG TWIN 1990-1991, SPORTSTER 1988-1991
	A-27577-92	27577-92	pk-5 O-RING, FLOAT CHAMBER, BIG TWIN 1992-2006, SPORTSTER 1992-2006
16	A-27584-88	27584-88	pk-10 SPRING, VACUUM PISTON, (SWISS ONLY) SPORTSTER 1988-1989
17	A-27886-78A	27886-78A	each FLOAT VALVE WITH CLIP, BIG TWIN 1978-2006, SPORTSTER 1979-2006
18	E-407	63501-68	25ft FUEL LINE, BLACK NEOPRENE (1/4") BIG TWIN-SPORTSTER

****CARBURETOR REPAIR KIT****

A-27006-87 27006-87 REPAIR KIT, **KEIHIM CARBURETOR** (C.V) BIG TWIN 1990-1991, SPORTSTER 1988-1991

KIT INCLUDES: DIAPHRAGM, O-RINGS (LARGE & SMALL)
 FLOAT VALVE W/CLIP, SEALS, RUBBER BOOT & LOWER SPRING
 * 40-0147 TUNER REPAIR KIT, **KEIHIM 40mm CARBURETOR** (C.V)
 BIG TWIN 1989-1999, SPORTSTER 1989-1999



****ELECTRICAL****

- 
- * ADVANCE UNIT AND RELATED PARTS
 - * CONDENSERS
 - * ELECTRICAL CONNECTORS
 - * GENERATORS AND RELATED PARTS
 - * IGNITION COILS
 - * POINTS
 - * RECTIFIERS
 - * REGULATORS
 - * RELAYS
 - * SOLENOIDS AND RELATED PARTS
 - * SPARK PLUGS AND WIRES
 - * STARTERS AND RELATED PARTS
 - * STATORS
 - * SWITCHES: ELECTRICAL & MECHANICAL
 - * TUNE UP KITS
 - * WIRE LOOM
 - * WIRE TERMINALS
 - * WIRING HARNESES

****EASTERN MOTORCYCLE PARTS****


****ADVANCE UNIT****

****AND RELATED PARTS****

****BIG TWIN-SPORTSTER****



Y-21-750




Y-21-752

<u>EASTERN NUMBER</u>	<u>REPLACES OEM</u>	<u>DESCRIPTION</u>
A-615	615	pk-25 ROLL PINS, **3/32 X 7/16** ZINC PLATED, BIG TWIN-SPORTSTER
A-620	620	pk-25 ROLL PINS FOR BREAKER WEIGHTS, **.197 X .625** ZINC PLATED, BIG TWIN-SPORT.
A-623	623	pk-25 ROLL PINS, **1/16 X 1/4** ZINC PLATED, BIG TWIN-SPORTSTER
A-1047	1047	pk-25 SCREWS, CIRCUIT BREAKER BASE PLATE, (8-32X1/4") B/T 1970-1978, SP. 1971-1978
A-3570	3570	pk-5 SCREWS, IGNITION TIMING CAM, BIG TWIN 1970-1978, SPORTSTER 1971-1978
A-6189W	6189W	pk-25 WASHERS, CIRCUIT BREAKER PLATE, (.032 THICK) BIG TWIN 1970-1978, SP. 1971-1978
Y-21-752	32502-66A	each DISTRIBUTOR **COMPLETE** (CLAMP STYLE) **CHROME** BIG TWIN 1966-1969
Y-21-750	32505-36A	each DISTRIBUTOR **COMPLETE** (2-HOLE MOUNT) **CHROME** BIG TWIN 1936-1965
A-32517-KIT		kit ADVANCE UNIT ASSEMBLY, **COMPLETE** BIG TWIN 1970-1978, SPORT. 1971-1978
L-3-752	32521-36	pk-10 GASKETS, CIRCUIT BREAKER BASE, BIG TWIN 1936-1964, SPORTSTER 1952-1969
A-32522-70	32522-70	set-2 CIRCUIT BREAKER WEIGHTS AND PINS, BIG TWIN 1970-1978, SPORTSTER 1971-1978
A-32525-36A	32525-36A	each BUSHING, CIRCUIT BREAKER HOUSING, BIG TWIN 1970-1978, SPORTSTER 1971-1978
A-32531-36	32531-36	each CIRCUIT BREAKER DRIVE GEAR, **10 TOOTH** BIG TWIN 1936-1969, SPORT. 1958-1970
R-9-1540	32577-70	each CIRCUIT BREAKER ASSEMBLY, **ACCEL** B/G TWIN 1970-1978, SPORTSTER 1971-1978
A-32577-70	32577-70	each CIRCUIT BREAKER ASSEM., (POINTS, CONDENSER, PLATE) B/T 1970-1978, SP. 1971-78
A-32601-78	32601-78	pair STUDS, CIRCUIT BREAKER PLATE, BIG TWIN 1970-1982, SPORTSTER 1972-1979
	32608-72	
A-32605-70	32605-70	pk-10 SPRINGS, BREAKER WEIGHTS, BIG TWIN 1970-1978, SPORTSTER 1971-1978
A-32606-82	32606-82	pair STUDS, CIRCUIT BREAKER PLATE, (STD THREAD) BIG TWIN 1982-1999, SP. 1980-1985
A-32606-96	32606-96	pair STUDS, CIRCUIT BREAKER PLATE, (O/S THREAD) BIG TWIN 1982-1999, SP. 1980-1990
A-32608-70	32608-70	pair STUDS, CIRCUIT BREAKER PLATE, BIG TWIN 1970-1972, SP. 1970-1972
A-32618-70A	32618-70A	each CIRCUIT BREAKER BASE PLATE, BIG TWIN 1970-1978, SPORTSTER 1971-1978

****EASTERN MOTORCYCLE PARTS****

****POINTS AND CONDENSERS****

****BIG TWIN-SPORTSTER****



EASTERN NUMBER

REPLACES OEM

DESCRIPTION

A-29533-55A	29533-55A each	POINTS, MAGNETO, SPORTSTER 1958-1969
A-29534-55A	29534-55A each	CONDENSER, MAGNETO, SPORTSTER 1958-1969
A-30605-48A	30605-48A each	POINTS, CIRCUIT BREAKER, BIG TWIN 1948-1969, SPORTSTER 1954-1970
A-32658-30	32658-30 each	POINTS, CIRCUIT BREAKER, (EARLY STYLE) BIG TWIN 1930-1948, FORTY-FIVE 1930-48
A-32661-70	32661-70 each	POINTS, CIRCUIT BREAKER, (LATE STYLE) BIG TWIN 1970-1978, SPORTSTER 1971-'78
A-32726-30	32726-30 each	CONDENSER, CIRCUIT BREAKER, (OLD STYLE) BIG TWIN 1930-1948, F-F 1930-1948
A-32726-30A	32726-30A each	CONDENSER, CIRCUIT BREAKER, BIG TWIN 1948-1978, SPORTSTER 1954-1978

****POINT AND CONDENSER KITS****

A-29533-KIT	POINTS AND CONDENSER, **MAGNETO** SPORTSTER 1958-1969 KIT INCLUDES: (1) 29533-55A, (1) 29534-55A
A-30605-KIT	POINTS AND CONDENSER, **MID STYLE** BIG TWIN 1948-1969, SPORTSTER 1954-1970 KIT INCLUDES: (1) 30605-48A, (1) 32726-30A
A-32658-KIT	POINTS AND CONDENSER, **OLD STYLE** BIG TWIN 1930-1948, FORTY-FIVE 1930-1948 KIT INCLUDES: (1) 32658-30, (1) 32726-30
A-32661-KIT	POINTS AND CONDENSER, **LATE STYLE** BIG TWIN 1970-1978, SPORT. 1971-1978 KIT INCLUDES: (1) 32661-70, (1) 32726-30A

****COMPLETE TUNE UP KITS****


R-9-1506	TUNE UP KIT WITH POINTS, PLUGS AND CONDENSER, BIG TWIN 1970-1974
R-9-1510	TUNE UP KIT WITH POINTS, PLUGS AND CONDENSER, SPORTSTER 1957-1970
R-9-1512	TUNE UP KIT WITH POINTS, PLUGS AND CONDENSER, SPORTSTER 1958-1969
R-9-1544	POINTS AND MICRO-CHIP CONDENSER, BIG TWIN 1970-1978, SPORTSTER 1971-1978

****EASTERN MOTORCYCLE PARTS****

****ARMATURES****

****AND FIELD COILS****

****BIG TWIN-SPORTSTER****



EASTERN NUMBER

REPLACES OEM

DESCRIPTION

E-1007	30201-58A	set-2	FIELD COILS, **2-BRUSH** (6-VOLT) BIG TWIN 1958-1964, SPORT. 1958-1964 **USA**
E-1001A	30851-58	each	ARMATURE, **MODEL #58** (6-VOLT) BIG TWIN 1958-1961, SPORT. 1958-1961 **USA**
E-1000A	30851-61	each	ARMATURE, **MODEL #61** (6-VOLT) BIG TWIN 1961-1964, SPORT. 1961-1964 **USA**
E-1003A	30851-65A	each	ARMATURE, **MODEL #65,65A** (12-VOLT) BIG TWIN 1965-1969, SP. 1965-1981 **USA**
A-6005	6005	pk-10	WASHERS, ARMATURE END (FELT) **883 ONLY** SPORTSTER 1981-1994
A-6743	6743	pk-10	WASHERS, ARMATURE END (.032 THICK) BIG TWIN 1932-1957, SPORTSTER 1952-1957
A-6743A		pk-10	WASHERS, ARMATURE END (.032 THICK) BIG TWIN 1932-1957, SPORTSTER 1952-1957

****STARTER ARMATURES****



A-31542-66	31542-66	each	ARMATURE, **PRESTOLITE STARTER** BIG TWIN 1966-1982, SPORTSTER 1967-1980
A-31580-73	31580-73	each	ARMATURE, **HITACHI STARTER** BIG TWIN 1982-1988, SPORTSTER 1974-E/1976

****EASTERN MOTORCYCLE PARTS****

****GENERATOR****

****AND RELATED PARTS****

****BIG TWIN-SPORTSTER****



**EASTERN
NUMBER**

L-3-815
L-3-816

**REPLACES
OEM**

2690W
6186/
30463-32

DESCRIPTION

pk-10
pk-10

TERMINAL SCREWS, BIG TWIN 1932-1957, SPORTSTER 1952-1957
INSULATING WASHER AND BUSHING, (2 & 3 BRUSH) BIG TWIN 1937-1969, SP. 1954-'80

****EASTERN MOTORCYCLE PARTS****

****GENERATOR****

****AND RELATED PARTS****

<u>EASTERN NUMBER</u>	<u>REPLACES OEM</u>		<u>DESCRIPTION</u>
L-3-817	7220/7634	pk-10	TERMINAL NUTS WITH WASHER, (2 & 3 BRUSH) BIG TWIN 1932-1969, SPORT 1954-'80
A-9004	9004	each	BEARING, GENERATOR COMMUTATOR END, BIG TWIN 1932-1957, SPORT. 1952-1957
A-9005	9005	each	BEARING, GENERATOR COMMUTATOR END, BIG TWIN 1932-1957, SPORT. 1952-1957
A-9007	9007	each	BEARING, GENERATOR GEAR END, BIG TWIN 1932-1969, SPORTSTER 1952-1981
A-9064	9064	each	BEARING, GENERATOR COMMUTATOR END, BIG TWIN 1961-1969, SPORT. 1961-1981
A-9088	9088	each	BEARING, GENERATOR END COVER, BIG TWIN 1958-1969, SPORTSTER 1958-1981
E-1212-B	29975-58A	each	GENERATOR, **6-VOLT** (BLACK) BIG TWIN 1958-1964, SPORTSTER 1958-1964
E-1211-B	29975-65A	each	GENERATOR, **12-VOLT** (BLACK) BIG TWIN 1965-1969, SPORTSTER 1965-1981
A-30011-36	30011-36	pair	GENERATOR MOUNTING SCREWS, (EARLY) BIG TWIN 1930-1957
A-30012-32	30012-32	pair	GENERATOR FRAME SCREWS, BIG TWIN 1930-1957, SPORTSTER 1952-1957
A-30012-58	30012-58	pair	GENERATOR FRAME SCREWS, BIG TWIN 1958-1969, SPORTSTER 1958-1981
E-429	30095-61	each	GENERATOR END COVER, (DRIVE END) BIG TWIN 1958-1969, SPORTSTER 1958-1981
E-429A	30132-61A	each	GENERATOR END COVER, (COMM. END) BIG TWIN 1958-1969, SPORTSTER 1958-1981
L-3-818	30138-30	pk-10	GASKETS, DRIVE END COVER, **3-BRUSH** BIG TWIN 1932-1957, SPORT. 1954-1957
L-3-828	30143-30	pk-10	GASKETS, GENERATOR TO CASE, BIG TWIN 1932-1957, SPORTSTER 1952-1957
L-3-830	30143-58	pk-10	GASKETS, GENERATOR TO CASE, BIG TWIN 1958-1969, SPORTSTER 1958-1981
A-30148-58	30148-58	pk-5	BUSHING, GENERATOR END COVER, **OIL-LITE** BIG TWIN 1958-1964, SP. 1958-1964
L-3-820	30228-32	pk-10	GASKETS, FIELD COIL TERMINAL, **3-BRUSH** BIG TWIN 1932-1957, SPORT 1952-1957
A-30276-58	30276-58	pair	POLE SHOES WITH SCREWS, BIG TWIN 1958-1969, SPORTSTER 1958-1981
A-30280-18	30280-18	pk-10	SCREWS, POLE SHOES, BIG TWIN 1932-1957, SPORTSTER 1952-1957
A-30280-58	30280-58	pk-10	SCREWS, POLE SHOES, BIG TWIN 1958-1969, SPORTSTER 1958-1981
E-425	30350-58	each	BRUSH HOLDER, **6-VOLT** (2-BRUSH) BIG TWIN 1958-1964, SPORTSTER 1958-1964
E-426	30350-66	each	BRUSH HOLDER, **12-VOLT** (2-BRUSH) BIG TWIN 1965-1969, SPORTSTER 1965-1981
M-4-838	30352-32	kit	GENERATOR GASKET KIT, **3-BRUSH** BIG TWIN 1932-1957, SPORTSTER 1952-1957
M-4-839	30352-52	kit	GENERATOR GASKET KIT, **2-BRUSH** BIG TWIN 1958-1969, SPORTSTER 1958-1981
L-3-821	30373-51	pk-10	GASKETS, BRUSH HOLDER, **3-BRUSH** BIG TWIN 1932-1957, SPORTSTER 1952-1957
A-30425-32	30425-32	set-3	GENERATOR BRUSHES, **6-VOLT** (32E GENERATOR) BIG TWIN 1932-1952
A-30425-51	30425-51	set-3	GENERATOR BRUSHES, **6-VOLT** (52,52K GEN.) BIG TWIN 1952-1957, SP. 1952-1957
A-30426-58	30426-58	set-2	GENERATOR BRUSHES, **6 & 12-VOLT** (MODELS 58,61,65) B/T 1958-'69, SP.1958-'81
A-30430-26	30430-26	pk-10	SPRINGS, GENERATOR BRUSH, (SMALL BRUSH) BIG TWIN 1952-1957, SP. 1952-1957
A-30453-32	30453-32	pk-10	SPRINGS, GENERATOR BRUSH, (BIG BRUSH) BIG TWIN 1952-1957, SP. 1952-1957
A-30453-58	30453-58	pk-10	SPRINGS, GENERATOR BRUSH HOLDER, BIG TWIN 1958-1969, SPORTSTER 1958-1981
A-30475-66	30475-66	each	GENERATOR BRUSH STRAP, **BLACK** BIG TWIN 1958-1969, SPORTSTER 1958-1981
A-30475-66C	30475-66	each	GENERATOR BRUSH STRAP, **CHROME** BIG TWIN 1958-1969, SPORTSTER 1958-1981
L-3-819	31015-30	pk-10	GASKETS, GENERATOR COMM. END, BIG TWIN 1932-1957, SPORTSTER 1952-1957
A-31020-30	31020-30	pk-5	RETAINER, BRUSH END, BIG TWIN 1932-1957, SPORTSTER 1952-1957
E-428	31022-33	each	GENERATOR END COVER, **3-BRUSH** BIG TWIN 1932-1957, SPORTSTER 1952-1957
A-31035-31	31035-31	each	OIL DEFLECTOR, GENERATOR GEAR END, BIG TWIN 1932-1957
A-31035-58	31035-58	each	OIL DEFLECTOR, GENERATOR GEAR END, BIG TWIN 1958-1969, SPORT. 1958-1981
A-31040-31	31040-31	pk-10	SPRINGS, GENERATOR DRIVE GEAR, BIG TWIN 1932-1957, SPORTSTER 1952-1957
A-31067-63	31067-63	pk-5	WASHERS, GENERATOR DRIVE GEAR, SPORTSTER 1958-1981
A-31070-30	31070-30	each	GENERATOR DRIVE GEAR, **14-TOOTH** (3-BRUSH) BIG TWIN 1932-1957
A-31070-58	31070-58	each	GENERATOR DRIVE GEAR, **13-TOOTH** (2-BRUSH) BIG TWIN 1958-1969
A-31071-37	31071-37	each	GENERATOR DRIVE GEAR, **W/OIL SLINGER** (3-BRUSH) B/T 1937-1948, F-F 1937-1957
A-31073-63	31073-63	each	GENERATOR DRIVE GEAR, **14-TOOTH** (2-BRUSH) SPORTSTER 1958-1984
L-3-824	31097-58	pk-10	GASKETS, TERMINAL INSULATOR, **2-BRUSH** BIG TWIN 1958-1969, SP. 1958-1980
L-3-825	31098-58	pk-10	GASKETS, TERMINAL INSULATOR, **2-BRUSH** BIG TWIN 1958-1969, SP. 1958-1980
M-4-717		kit	GASKET/SEAL KIT, **6-VOLT** (#61 GEN. /2-BRUSH) BIG TWIN 1958-1964, SP. 1958-1964
M-4-719		kit	GASKET/SEAL KIT, **12-VOLT** (#65 GEN. /2-BRUSH) BIG TWIN 1965-1969, SP. 1965-1981
M-4-713		kit	GASKET/SEAL KIT, **6-VOLT** (#32 GEN. /3-BRUSH) BIG TWIN 1932-1957, SP. 1952-1957
M-4-715		kit	GASKET/SEAL KIT, **6-VOLT** (#52 GEN. /3-BRUSH) BIG TWIN 1952-1957, SP. 1952-1957

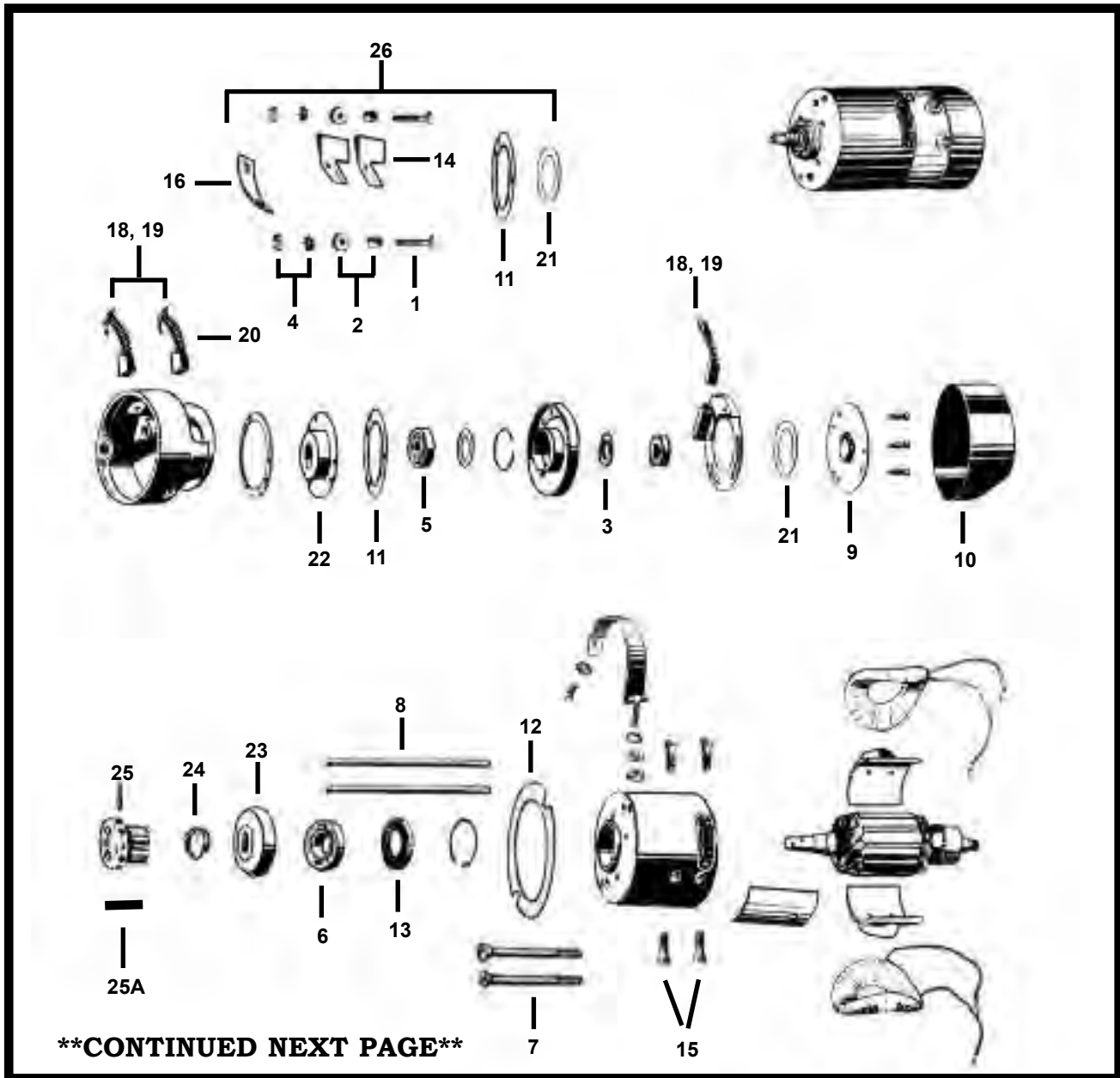
EASTERN MOTORCYCLE PARTS

GENERATOR

BIG TWIN 1932-1957

SPORTSTER 1952-1957

6-VOLT/3-BRUSH



****CONTINUED NEXT PAGE****

<u>DIAGRAM NUMBER</u>	<u>EASTERN NUMBER</u>	<u>REPLACES OEM</u>	<u>DESCRIPTION</u>
1	L-3-815	2690W	pk-10 TERMINAL SCREWS, GENERATOR, BIG TWIN 1932-1957, SP. 1952-'57
2	L-3-816	6186 30463-32	pk-10 INSULATING WASHER & BUSHING, BIG TWIN 1932-1957. SP. 1954-'80
3	36-0234	7045	pk-100 LOCK WASHER, HI-COLLAR (3/8") **ZINC PLATED**
4	L-3-817	7634 7220	pk-10 TERMINAL NUTS WITH STAR WASHER
5	A-9005	9005	each BEARING, COMMUTATOR END, BIG TWIN 1932-1957, SPORT. 1952-'57
6	A-9007	9007	each BEARING, GEAR END, BIG TWIN 1932-1969, SPORTSTER 1952-1981

5120 HILDA ROAD* BLACKVILLE, S.C. 29817* 803-284-3304

****EASTERN MOTORCYCLE PARTS****


****GENERATOR****

****BIG TWIN 1932-1957****

****SPORTSTER 1952-1957****

****6-VOLT/3-BRUSH****

<u>DIAGRAM NUMBER</u>	<u>EASTERN NUMBER</u>	<u>REPLACES OEM</u>		<u>DESCRIPTION</u>
7	A-30011-36	30011-36	pair	MOUNTING SCREWS, BIG TWIN 1938-1957
8	A-30012-32	30012-32	pair	FRAME SCREWS, BIG TWIN 1932-1952, SPORTSTER 1952-1957
9	E-428		each	END COVER RETAINER, STEEL, BIG TWIN 1932-1957, SP. 1952-1957
10	K-2-408	30137-32	each	END COVER **CHROME** BIG TWIN 1932-1957, SPORT. 1952-1957
11	L-3-818	30138-30	pk-10	GASKET, DRIVE END COVER, BIG TWIN 1932-1957, SPORT. 1954-1957
12	L-3-828	30143-30	pk-10	GASKET, MOUNTING GEN. TO CASE, BIG TWIN 1932-1957, SP. 1952-57
13	A-30145-46A	30145-46A	pk-5	OIL SEAL, END COVER, BIG TWIN 1932-1969, SPORTSTER 1952-1981
14	L-3-820	30228-32	pk-10	GASKET, FIELD COIL TERMINAL, BIG TWIN 1932-1957, SP. 1954-1957
15	A-30280-18	30280-18	pk-10	SCREWS, POLE SHOES, BIG TWIN 1932-1957, SPORTSTER 1952-1957
16	L-3-821	30373-51	pk-10	GASKET, BRUSH HOLDER INSULATOR, B/T 1932-1957, SP. 1954-1957
18	A-30425-32	30425-32	set-3	BRUSHES, WITH SPRING, 32E, BIG TWIN 1932-1952
19	A-30425-51	30425-51	set-3	BRUSHES, WITH SPRING, 52 & 52K, BIG TWIN 1952-1957, SP. 1952-'57
20	A-30430-26	30430-26	pk-10	SPRINGS, SMALL BRUSH, BIG TWIN 1932-1957, SPORTSTER 1952-'57
	A-30453-32	30453-32	pk-10	SPRINGS, BIG BRUSH, BIG TWIN 1932-1957, SPORTSTER 1952-1957
21	L-3-819	31015-30	pk-10	GASKET, COMMUTATOR END, BIG TWIN 1932-1957, SPORT. 1954-1957
22	A-31020-30	31020-30	pk-5	RETAINER, INNER, BIG TWIN 1932-1957, SPORTSTER 1952-1957
23	A-31035-31	31035-31	each	OIL DEFLECTOR, GENERATOR GEAR, BIG TWIN 1932-1957
24	A-31040-31	31040-31	pk-10	SPRINGS, GENERATOR DRIVE GEAR, BIG TWIN 1932-1957, SP.1952-57
25	A-31070-30	31070-30	each	GENERATOR DRIVE GEAR **14-TOOTH** BIG TWIN 1932-1957
	A-31071-37	31071-37	each	GENERATOR DRIVE GEAR, W/SLINGER , BIG TWIN 1937-1948
25A	A-327	327	pk-25	DOWEL PINS, GENERATOR GEAR, BIG TWIN 1932-1957
26	M-4-838		kit	GASKET KIT, EARLY GENERATOR, BIG TWIN 1932-1957, SP. 1952-1957 KIT INCL: (2) 3-815, (2) 3-816, (2) 3-817, (1) 3-818, (1) 3-819, (2) 3-820. (1) 3-821
	M-4-713		kit	GASKET KIT, **6-VOLT** #32 GEN., BIG TWIN 1932-1957, SP. 1952-1957 KIT INCL: (1) 30143-30, (1) 30145-46A, (1) 30425-32
	M-4-715		kit	GASKET KIT, **6-VOLT** #52 GEN., BIG TWIN 1952-1957, SP. 1952-1957 KIT INCL: (1) 30143-30, (1) 30145-46A, (1) 30425-51



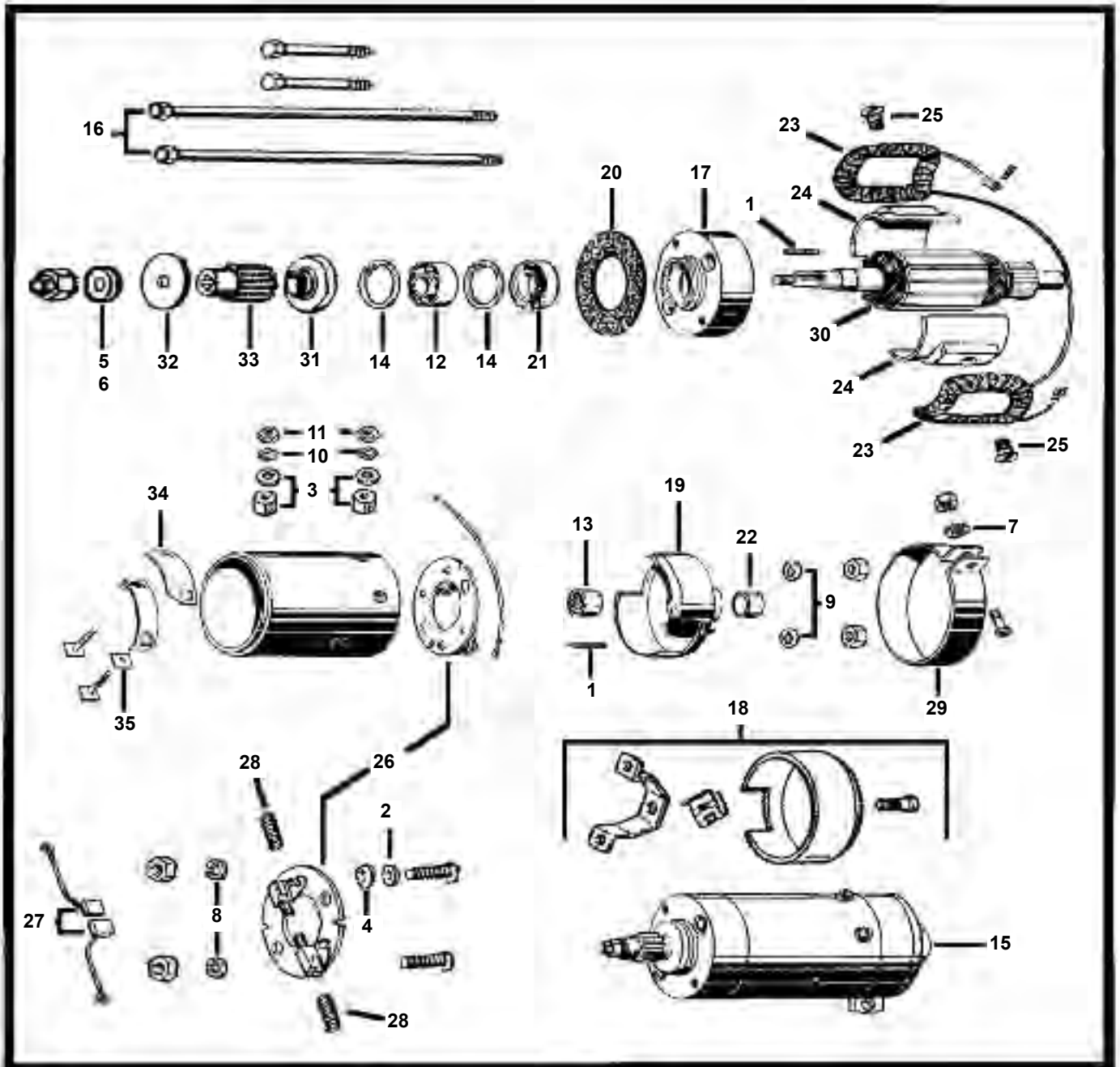
EASTERN MOTORCYCLE PARTS

GENERATOR

BIG TWIN 1958-1969

SPORTSTER 1971-1981

6 AND 12 VOLT



CONTINUED NEXT PAGE

5120 HILDA ROAD BLACKVILLE, S.C. 29817* 803-234-3304*

Pg 300

****EASTERN MOTORCYCLE PARTS****

****GENERATOR****

****BIG TWIN 1958-1969****

****SPORTSTER 1971-1981****

****6 AND 12 VOLT****

<u>DIAGRAM NUMBER</u>	<u>EASTERN NUMBER</u>	<u>REPLACES OEM</u>		<u>DESCRIPTION</u>
1	A-603	603	pk-25	ROLL PINS, *3/32 X 1/2*, BLACK PHOSPHATE
2	A-6165W	6165W	pk-25	WASHER, (STEEL) **ZINC PLATED** 3/16 X 3/8 X 1/32 THICK
3	L-3-816	5911/6186	pk-10	INSULATING BUSHING & WASHER, BIG TWIN 1932-1969, SP 1952-1957
4	A-6193	6193	pk-25	WASHER, (STEEL) **ZINC PLATED** #10 X 15/32 X 1/32 THICK
5	A-6324W	6324W	pk-25	WASHER, (STEEL) **ZINC PLATED** 5/16 X 11/16 X 3/32 THICK
6	A-6327B	6327B	pk-25	WASHER, (STEEL) **ZINC PLATED** 5/16" X 3/4" X 3/64" THICK
7	36-0198	7036	pk-100	LOCK WASHERS, REGULAR 1/4" **ZINC PLATED**
8	36-0262	7069	pk-100	LOCK WASHERS, REGULAR # 10 **ZINC PLATED**
9	35-0222	7124	pk-100	LOCK WASHERS, INTERNAL 1/4" **ZINC PLATED**
10	35-0276	7220	pk-100	LOCK WASHERS, EXTERNAL # 10 **ZINC PLATED**
11	L-3-817	7634	pk-10	TERMINAL NUTS, W/ STAR WASHER, B/T 1936-1957, SP 1954-1957
12	A-9007	9007	each	BEARING, GEN. GEAR END, B/T 1932-1969, SPORTSTER 1952-1981
13	A-9064	9064	each	BEARING, GEN. COMMUTATOR END, B/T 1961-1969, SP 1961-1981
	A-9088	9088	each	BEARING, GEN. END COVER, B/T 1958-1969, SPORTSTER 1958-1981
14	A-11004	11004	pk-10	RETAINING RING, GEN. END, B/T 1958-1969, SPORTSTER 1958-1980
15	E-1211B	29975-65A	each	GENERATOR, BLACK (12-V) **USA** BIG TWIN 1965-1969,
	E-1214B	29975-65A	each	GENERATOR, BLACK (12-V) **USA** SPORTSTER 1965-1981
	E-1212B	29975-58A	each	GENERATOR, BLACK (12-V) **IMPORTED** BIG TWIN 1965-1969,
	E-1216C	29976-83T	each	GENERATOR, BLACK (12-V) **IMPORTED** SPORTSTER 1965-1981
				GENERATOR, BLACK (6-V) **USA** BIG TWIN 1958-1964,
				GENERATOR, BLACK (6-V) **USA** SPORTSTER 1958-1964
				GENERATOR, CHROME (12-V) **IMPORTED** BIG TWIN 1965-1969,
				GENERATOR, CHROME (12-V) **IMPORTED** SPORTSTER 1965-1981
16	A-30012-58	30012-58	pair	FRAME SCREWS, # -58,61,65,65A GEN, B/T 1958-1969, SP. 1958-1981
17	E-429	30095-61	each	END COVER, (DRIVE END) ALUMINUM, B/T 1958-1969, SP. 1958-1981
18	K-2-407	30131-59	each	END COVER, CHROME GEN.(2-BRUSH), B/T 1958-1969, SP. 1958-1981
19	E-429A	30132-61A	each	END COVER, (COMM. END) ALUMINUM, B/T 1958-1969, SP. 1958-1981
20	L-3-830	30143-58	pk-10	GASKETS, MOUNTING GEN (TO CASE), B/T 1958-1969, SP. 1958-1981
21	A-30145-46A	30145-46A	pk-5	OIL SEAL, GEN. GEAR END COVER, B/T 1932-1969, SPORT. 1952-1981
22	A-30148-58	30148-58	pk-5	BUSHING, GEN. REAR END COVER, B/T 1958-1964, SPORT. 1958-1964
23	E-1007	30201-58A	set-2	FIELD COILS, #61 2-BRUSH (6-VOLT), B/T 1958-'64, SP '58-'64 **USA**
24	A-30276-58	30276-58	pair	POLE SHOES, W/ SCREWS, B/T 1958-1969, SPORTSTER 1958-1981
25	A-30280-58	30280-58	pk-10	SCREWS,(POLE SHOES)2-BRUSH GEN, B/T 1958-1969,SP 1958-1981
26	E-426	30350-58	each	BRUSH HOLDER, (12-V) 2-BRUSH, B/T 1965-1969, SP 1965-1981
	E-425	30350-66	each	BRUSH HOLDER, (6-V) 2-BRUSH, B/T 1958-1964, SP 1958-1964
27	A-30426-58	30426-58	set-2	BRUSHES, 6 & 12 V GEN MODELS 58-61-65, B/T 1958-'69, SP 1958-1981
28	A-30453-58	30453-58	pk-10	SPRINGS, BRUSH HOLDER, B/T 1958-1969, SPORTSTER 1958-1981
29	A-30475-66	30475-66	each	STRAP, BRUSH COVER END (BLACK), B/T 1958-1969, SP 1958-1981
	A-30475-66C	30475-66	each	STRAP, BRUSH COVER END (CHROME), B/T 1958-1969, SP 1958-1981
30	E-1000A	30851-61	each	ARMATURE, (6-V) MODEL # 61, (USA) B/T 1961-1964, SPORT 1961-1964
	E-1001A	30851-58	each	ARMATURE, (6-V) MODEL # 58, (USA) B/T 1958-1961, SPORT. 1958-1961
	E-1003A	30851-65A	each	ARMATURE, (12-V) B/T 1965-1969, SPORTSTER 1965-1981 **USA**
31	A-31035-58	31035-58	each	OIL DEFLECTOR, GENERATOR GEAR, B/T 1958-1969, SP. 1958-1981
32	A-31067-63	31067-63	pk-5	WASHER, GENERATOR DRIVE GEAR, SPORTSTER 1958-1981
33	A-31070-58	31070-58	each	GEAR, (13T) GEN. DRIVE, (2-BRUSH) BIG TWIN 1958-1969
	A-31073-63	31073-63A	each	GEAR, (14T) GEN. DRIVE, (2-BRUSH) SPORTSTER 1958-1984
34	L-3-824	31097-58	pk-10	GASKET, TERMINAL INSULATOR (2-BRUSH), B/T 1958-1969, SP 1958-'80
35	L-3-825	31098-58	pk-10	GASKET, TERMINAL INSULATOR (2-BRUSH), B/T 1958-1969, SP 1958-'80

EASTERN MOTORCYCLE PARTS

GENERATOR

SPORTSTER 1982-E/1984

12 VOLT

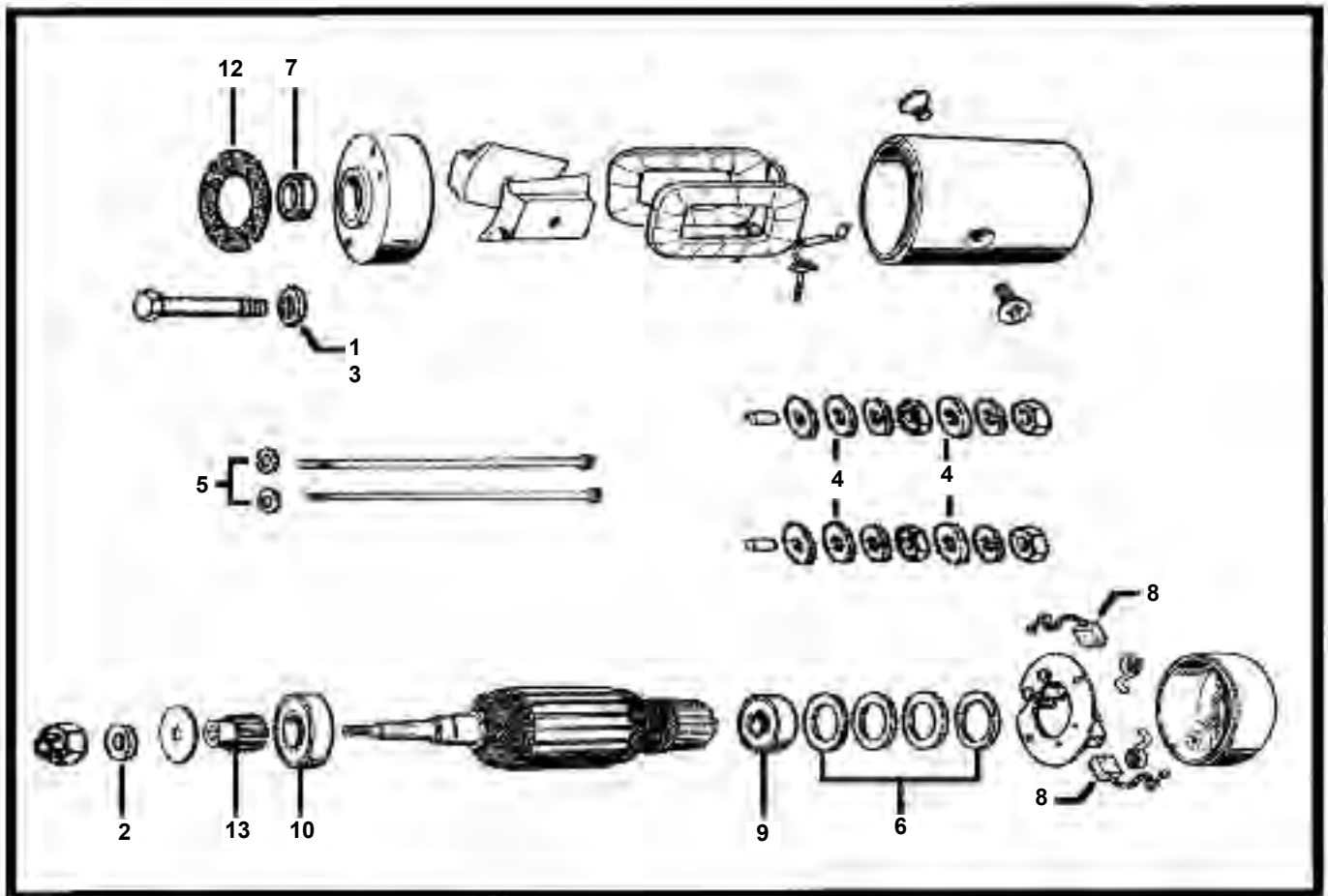



DIAGRAM NUMBER	EASTERN NUMBER	REPLACES OEM	DESCRIPTION
1	A-6016	6016	pk-25 WASHER, (STEEL) 11/32" X 11/16" X 1/16" THICK
2	A-6327B	6327B	pk-25 WASHER, (STEEL) 5/16" X 3/4" X 3/64" THICK
3	A-6702	6702	pk-25 WASHER, (STEEL) 5/16" X 11/16" X 1/16" THICK
4	A-6716	6716	pk-25 WASHER, REGULAR # 10 X 1/2" X 3/64
5	36-0198	7036	pk-100 LOCK-WASHERS, REGULAR 1/4" **ZINC PLATED**
6	A-29907-82	29907-82	pk-10 SHIMS, (.004)COMMUTATOR END, SPORTSTER 1982-1984
	A-29908-82	29908-82	pk-10 SHIMS, (.010)COMMUTATOR END, SPORTSTER 1982-1984
	A-29909-82	29909-82	pk-10 SHIMS, (.020)COMMUTATOR END, SPORTSTER 1982-1984
	A-29910-82	29910-82	pk-10 SHIMS, (.039)COMMUTATOR END, SPORTSTER 1982-1984
	A-29910-SET		set-4 SHIM SET, COMMUTATOR END, (SET-4) SPORTSTER 1982-1984 SET INCLUDES: (1ea) 29907-82, 29908-82, 29909-82, 29910-82
7	A-29911-82	29911-82	pk-5 OIL SEAL, GENERATOR GEAR END, SPORTSTER 1982-E/1984
8	A-29913-82	29913-82	set-2 BRUSHES,(12-V) HITACHI **MADE IN USA** ,SPORTSTER 1982-1984
9	A-29916-82	29916-82	each BEARING, HITACHI, ARMATURE COM. END, SPORTSTER 1982-1984
10	A-29917-82	29917-82	each BEARING, HITACHI, GEAR END, SPORTSTER 1981-1984
12	L-3-830	30143-58	pk-10 GASKETS, GENERATOR (TO CASE), SPORTSTER 1958-E/1984
13	A-31073-63	31073-63A	each DRIVE GEAR, 2-BRUSH (14-T), SPORTSTER 1958-1984

****EASTERN MOTORCYCLE PARTS****

****IGNITION COILS****

****AND CIRCUIT BREAKERS****


****BIG TWIN-SPORTSTER****



<u>EASTERN NUMBER</u>	<u>REPLACES OEM</u>	<u>DESCRIPTION</u>
A-31602-30	31602-30 each	IGNITION COIL, **6-VOLT** (BLACK) BIG TWIN 1930-1947
A-31604-48	31604-48 each	IGNITION COIL, **6-VOLT** (BLACK) BIG TWIN 1948-1960, SPORTSTER 1952-1957
A-31604-61	31604-61 each	IGNITION COIL, **6-VOLT** (BLACK) BIG TWIN 1961-1964
A-31609-65	31609-65 each	IGNITION COIL, **6-VOLT** (BLACK) BIG TWIN 1941-1964, SPORTSTER 1954-1964
A-31609-65A	31609-65A each	IGNITION COIL, **12-VOLT** (BLACK) BIG TWIN 1965-1979, SPORTSTER 1965-1979
A-31609-80	31609-80 each	IGNITION COIL, **12-VOLT** (BLACK) BIG TWIN 1980-1983, SPORTSTER 1980-1983
A-31614-83A	31614-83A each	IGNITION COIL, **12-VOLT** (BLACK) BIG TWIN 1984-1999, SPORTSTER 1984-PRESENT
A-31620-88A	31620-88A each	IGNITION COIL, **12-VOLT** BIG TWIN 1988-1999, SPORTSTER 1988-PRES. (HI-PERF.)
74-1200	31614-83 A each	IGNITION COIL, **12-VOLT** BIG TWIN 1985-1999, SPORTSTER 1985-P. *ANDREWS*
74-1204	each	IGNITION COIL, **12-VOLT** BIG TWIN 1965-1980, SPORTSTER 1965-1980 *ANDREWS*
A-31655-99	31655-99 each	IGNITION COIL, **12-VOLT** (BLACK) BIG TWIN 1999-PRESENT
M-4-142	31606-65 each 31800-78	COIL COVER, PLAIN, **CHROME** BIG TWIN 1965-1984, SPORTSTER 1971-1976
M-4-140	31610-83T each	COIL COVER, LOUVERED, **CHROME** BIG TWIN 1965-1984, SPORTSTER 1971-1976
R-9-1038	31625-82 each	COIL COVER, **CHROME** BIG TWIN 1982-1994
J-1-21	32723-71A each	COIL MOUNTING BRACKET **CHROME** SPORTSTER 1971-1978
R-9-1600	32400-80A each	CAM SENSOR PLATE **OEM STYLE** BIG TWIN 1980-1994, SPORTSTER 1980-1984
R-9-1602	32400-94 each	CAM SENSOR PLATE **OEM STYLE** BIG TWIN 1994-1995, SPORTSTER 1995-2001
R-9-1604	32404-90 each	CAM SENSOR PLATE **OEM STYLE** BIG TWIN 1991-1995
ALL CIRCUIT BREAKERS BELOW ARE MADE IN U.S.A.		
A-74586-70	74586-70 each	CIRCUIT BREAKER, **30 AMPS** BIG TWIN 1970-1972
A-74587-94	74587-94 each	CIRCUIT BREAKER, **15 AMPS** BIG TWIN 1994-1996, SPORTSTER 1994-1996
A-74588-94	74588-94 each	CIRCUIT BREAKER, **10 AMPS** SPORTSTER 1994-1997
A-74589-73	74589-73 each	CIRCUIT BREAKER, **15 AMPS** BIG TWIN 1973-1996, SPORTSTER 1973-PRESENT
A-74590-93	74590-93 each	CIRCUIT BREAKER, **10 AMPS** BIG TWIN 1993-1994
A-74594-71	74594-71 each	CIRCUIT BREAKER, **20 AMPS** BIG TWIN 1973-PRESENT, SPORTSTER 1973-PRESENT
A-74599-77A	74599-77A each	CIRCUIT BREAKER, **30 AMPS** BIG TWIN 1978-1996, SPORTSTER 1978-PRESENT
A-74600-94	74600-94 each	CIRCUIT BREAKER, **50 AMPS** BIG TWIN 1994-1996, SPORTSTER 1994-PRESENT
A-74600-97A	74600-97A each	CIRCUIT BREAKER, **40 AMPS** BIG TWIN 1997-PRESENT

****EASTERN MOTORCYCLE PARTS****

****RECTIFIERS AND REGULATORS****




<u>EASTERN NUMBER</u>	<u>REPLACES OEM</u>	<u>PLUG TYPE</u>	<u>DESCRIPTION</u>
RECTIFIERS (SOLD EACH)			
A-74504-75A	74504-78	5	RECTIFIER, **12 VOLT** (GENERATOR TYPE) SPORTSTER 1978-1981 **IMPORTED**
A-74504-78	74504-78	5	RECTIFIER, **12 VOLT** (GENERATOR TYPE) SPORTSTER 1978-1981 *MADE IN U.S.A.*
A-74505-95	74505-95	10	RECTIFIER, **12 VOLT** (45 AMPS) BIG TWIN 1995-PRESENT *MADE IN U.S.A.*
A-74510-58	74510-47A	8	RECTIFIER, **6 VOLT** (GENERATOR TYPE) B/T 1958-'64, SP. 1958-'64 **IMPORTED**
A-74510-65	74510-65	8	RECTIFIER, **12 VOLT** (GENERATOR TYPE) B/T 1965-1969, SP. 1965-'81 **U.S.A.**
A-74510-70A	74510-70A	1	RECTIFIER, **12 VOLT** (15 AMP) BIG TWIN 1970-1975 *MADE IN U.S.A.*
A-74510-75	74510-75A	2	RECTIFIER, **12 VOLT** (18 AMP) BIG TWIN 1970-1975 **IMPORTED**
A-74510-81	74510-81	3	RECTIFIER, **12 VOLT** (18 AMPS) BIG TWIN 1981-1985 **IMPORTED**
A-74512-79A	74512-79A	2	RECTIFIER, **12 VOLT** (18 AMPS) BIG TWIN 1981-1985 *MADE IN U.S.A.*
A-74512-00	74512-00	9	RECTIFIER, **12 VOLT** (32 AMPS) BIG TWIN 2000-PRESENT *MADE IN U.S.A.*
A-74516-86	74516-86	3	RECTIFIER, **12 VOLT** (22 AMPS) BIG TWIN 1981-1988 *MADE IN U.S.A.*
A-74518-99A	74518-99A	9	RECTIFIER, **12 VOLT** (32 AMPS) BIG TWIN 1999-PRESENT *MADE IN U.S.A.*
A-74519-88	74519-88	4	RECTIFIER, **12 VOLT** (32 AMPS) BIG TWIN 1989-1996 *MADE IN U.S.A.*
A-74523-84	74523-84	7	RECTIFIER, **12 VOLT** (19 AMPS) SPORTSTER 1985-1986 *MADE IN U.S.A.*
A-74523-84A	74523-84A	7	RECTIFIER, **12 VOLT** (19 AMPS) SPORTSTER L/1984-1990 *MADE IN U.S.A.*
A-74523-91	74523-91	7	RECTIFIER, **12 VOLT** (22 AMPS) SPORTSTER 1991-ONLY *MADE IN U.S.A.*
A-74523-92A	74523-92A	7	RECTIFIER, **12 VOLT** (22 AMPS) SPORTSTER 1992-1994 *MADE IN U.S.A.*
A-74523-94A	74523-94A	7	RECTIFIER, **12 VOLT** (22 AMPS) SPORTSTER 1994-PRESENT *MADE IN U.S.A.*
A-74540-01	74540-01		RECTIFIER, **12 VOLT** (32 AMPS) BIG TWIN 2001-PRESENT *MADE IN U.S.A.*
M-4-4525			RECTIFIER COVER, **CHROME** BIG TWIN 1970-PRESENT, SPORTSTER 1978-PRES.
REGULATORS (SOLD EACH)			
R-9-1521	74508-85T		REGULATOR, **6 VOLT** (CHROME COVER) B/T 1958-1964, SPORT. 1958-1964 **U.S.A.**
R-9-1520	74510-47A		REGULATOR, **6 VOLT** (BLACK COVER) B/T 1958-1964, SPORT. 1958-1964 **U.S.A.**
R-9-1523	74510-64		REGULATOR, **12 VOLT** (CHROME COVER) B/T 1965-1969, SP. 1965-1978 **U.S.A.**
	74507-85		
A-74510-64	74510-64		REGULATOR, **12 VOLT** (MECHANICAL) B/T 1965-1969, SP. 1965-1978 **IMPORTED**
A-74511-65	74511-65		REGULATOR, **12 VOLT** (GENUINE BOSCH) SPORTSTER 1965-1978
A-74511-65C	74511-65		REGULATOR, **12 VOLT** (CHROME COVER) SPORTSTER 1965-1978 **U.S.A.**
A-74511-65T	74511-65		REGULATOR, **12 VOLT** (BOSCH STYLE) SPORTSTER 1965-1978 **IMPORTED**

****EASTERN MOTORCYCLE PARTS****

****STATORS****

****AND RELATED PARTS****

****BIG TWIN-SPORTSTER****



EASTERN NUMBER

REPLACES OEM


DESCRIPTION

<u>EASTERN NUMBER</u>	<u>REPLACES OEM</u>	<u>DESCRIPTION</u>
A-29923-01A	29923-01A pk-5	WASHER, STATORS **OUTSIDE ROTOR** BIG TWIN 2001-PRESENT
A-29954-71	29954-71 pk-10	NYLON RETAINER, ALTERNATOR PLUG, BIG TWIN 1971-1999
A-29960-85	29960-85 each	WASHER, STATORS **OUTSIDE ROTOR** BIG TWIN 1985-1990
A-29960-91	29960-91 pk-5	WASHER, STATORS **OUTSIDE ROTOR** BIG TWIN 1991-1999
A-29961-85	29961-85 pk-5	WASHER, STATORS **INSIDE ROTOR** BIG TWIN 1985-1999
A-29965-70	29965-70 each	STATORS, ALTERNATOR, (4-WIRE) **NOT MOLDED** BIG TWIN 1970-1975
A-29965-75	29965-75 each	STATORS, ALTERNATOR, (2-WIRE) **MOLDED** BIG TWIN 1976-1980
A-29965-75A	29965-75 each	STATORS, ALTERNATOR, (2-WIRE) **NOT MOLDED** BIG TWIN 1976-1980
A-29965-81A	29965-81A each	STATORS, ALTERNATOR, (2-WIRE) **MOLDED** BIG TWIN 1981-1988
A-29967-84	29967-84 each	STATORS, ALTERNATOR, (2-WIRE) **NOT MOLDED** SPORTSTER 1984-1990
A-29967-89	29967-89A each	STATORS, ALTERNATOR, (2-WIRE) **NOT MOLDED** SPORTSTER 1991-PRESENT
A-29970-88	29970-88 each	STATORS, ALTERNATOR, (2-WIRE) **NOT MOLDED** BIG TWIN 1989-1996

****EASTERN MOTORCYCLE PARTS****

****STARTERS****

****AND RELATED PARTS****




EASTERN NUMBER	REPLACES OEM	DESCRIPTION
A-31430-94	31430-94 pk-5	THRUST WASHER, STARTER SHAFT PINION GEAR, BIG TWIN 1994-2006
A-31458-66A	31458-66A each	STARTER MOTOR, **PRESTOLITE** (BLACK) BIG TWIN 1966-1982, SPORT. 1967-1980
A-31463-88	31463-88 each	STARTER MOTOR, **PRESTOLITE** (CHROME) BIG TWIN 1966-1982, SPORT. 1967-1980
A-31473-86	31473-86 pk-5	PIVOT PIN SHIFT LEVER, BIG TWIN 1986-1988
A-31534-66	31534-66 pk-10	SPRINGS, BRUSH HOLDER **PRESTOLITE** BIG TWIN 1966-1982, SPORT. 1967-1980
A-31535-66	31535-66 pair	THRU-BOLTS, **PRESTOLITE STARTER** BIG TWIN 1966-1982, SPORT. 1967-1980
A-31537-66	31537-66 each	BRUSH HOLDER, **PRESTOLITE STARTER** BIG TWIN 1966-1982, SPORT. 1967-1980
A-31539-66	31539-66 each	BEARING, STARTER MOTOR **PRESTOLITE** BIG TWIN 1966-1982, SPORT. 1967-1980
A-31541-66	31541-66 set-4	BRUSHES **PRESTOLITE STARTER** BIG TWIN 1966-1982, SPORTSTER 1967-1980
A-31542-66	31542-66 each	ARMATURE **PRESTOLITE STARTER** BIG TWIN 1966-1982, SPORTSTER 1967-1980
A-31557-81	31557-81 pk-10	SPRINGS, STARTER MOTOR CLUTCH ASSEMBLY BIG TWIN 1989-1990, SP. 1981-1990
A-31570-73C	31559-89 each	STARTER MOTOR, **HITACHI** (CHROME) BIG TWIN 1982-1988, SPORTSTER 1974-1976
K-2-409	31565-67 each	END COVER, **HITACHI & PRESTOLITE** (CHROME) BIG TWIN 1966-1987, SP. 1967-P.
A-31570-73	31570-73 each	STARTER MOTOR, **HITACHI** (BLACK) BIG TWIN 1982-1988, SPORTSTER 1974-1976
A-31575-73	31575-73 set-4	BRUSHES, **HITACHI STARTER** BIG TWIN 1982-1988, SPORTSTER 1974-1977
	31582-73	
A-31575-81	31575-81 set-4	BRUSHES, **HITACHI STARTER** BIG TWIN 1989-PRESENT, SPORTSTER 1981-PRES.
A-31576-73	31576-73 pair	THRU-BOLTS, **HITACHI STARTER** BIG TWIN 1982-1988, SPORTSTER 1974-1976
A-31580-73	31580-73 each	ARMATURE, **HITACHI STARTER** BIG TWIN 1982-1988, SPORTSTER 1974-1976
A-31583-73	31583-73 each	BEARING, STARTER ARMATURE **HITACHI** BIG TWIN 1982-1988, SPORT. 1974-1976
A-31584-73	31584-73 pk-10	THRUST WASHERS, ARMATURE END, **HITACHI STARTER** B/T 1982-1988, SP.1974-'76
A-31593-73	31593-73 pk-10	SPRINGS, BRUSH HOLDER ASSEMBLY, **HITACHI** BIG TWIN 1982-1988, SP. 1974-1976
A-31600-90	31600-90 pk-10	SPRINGS, STARTER MOTOR CLUTCH ASSEMBLY, B/T 1991-2006, SPORT. 1991-2010

****EASTERN MOTORCYCLE PARTS****

****STARTER SOLENOIDS & RELAYS****

****AND RELATED PARTS****

****BIG TWIN-SPORTSTER****



EASTERN NUMBER

REPLACES OEM

DESCRIPTION

R-9-1032	31352-85T	each	SOLENOID END COVER, DIE CAST ALUMINUM, **CHROME** BIG TWIN 1965-1986
A-31435-65B	31435-65B	each	SOLENOID PLUNGER ASSEMBLY, BIG TWIN 1965-1988, SPORTSTER 1967-1980
A-31438-65A	31438-65A	pk-10	SPRINGS, SOLENOID OVER-RUN, BIG TWIN 1965-1988, SPORTSTER 1967-1980
A-31439-84	31439-65A	pk-5	RETAINER, OVER-RUN SPRING, BIG TWIN 1965-1988, SPORTSTER 1967-1980
A-31440-65	31440-65	pk-10	SPRINGS, RETURN PLUNGER, BIG TWIN 1965-1988, SPORTSTER 1967-1980
A-31441-65A	31441-65A	pk-5	RUBBER BOOT, SOLENOID PLUNGER, **BLACK** BIG TWIN 1965-1988, SP. 1967-1980
A-31444-65A	31444-65A	pk-5	RUBBER BOOT, SOLENOID END, **BLACK** BIG TWIN 1965-1988, SPORT. 1967-1980
A-31475-77	31475-77	pk-5	RUBBER BOOT, SOLENOID END, **BLACK** BIG TWIN 1965-1988, SPORT. 1967-1980
A-31489-79B	31489-79CB	each	STARTER SOLENOID, **ZINC PLATED** BIG TWIN 1980-1988 **MADE IN U.S.A.**
A-31489-79C	31489-79C	each	STARTER SOLENOID, **CHROME** BIG TWIN 1980-1988 **IMPORTED**
A-31504-91A	31504-91A	each	STARTER RELAY, **OEM STYLE** BIG TWIN L/1993-PRES., SPORTSTER 1993-PRES.
A-31506-79B	31506-79B	each	STARTER RELAY, **OEM STYLE** BIG TWIN 1988-E/1993, SPORTSTER 1980-1992
A-31511-01B	31511-01B	each	STARTER RELAY, **OEM STYLE** (FLT) BIG TWIN 2001-2007
A-31522-00C	31522-00C	each	STARTER RELAY, **OEM STYLE** (FLT, DYNA, SOFTAIL) BIG TWIN 2000-2003
A-31526-81A	31526-81A	each	STARTER SOLENOID, **BLACK** BIG TWIN 1980-1988 **IMPORTED**
A-31601-04	31601-04	each	STARTER RELAY, **OEM STYLE** SPORTSTER 2006-PRESENT
L-3-916	60645-54	pk-10	GASKETS, SOLENOID MOUNT, BIG TWIN L/1965-1982, SPORTSTER 1967-1980
A-71455-67B	71455-67	each	STARTER RELAY, **BLACK COVER** BIG TWIN 1967-1973, SPORTSTER 1967-1974
A-71455-67C	71455-67	each	STARTER RELAY, **CHROME COVER** BIG TWIN 1967-1973, SPORTSTER 1967-1974
A-71463-73	71463-73	each	STARTER RELAY, BIG TWIN 1973-1985, SPORTSTER 1974-1979
M-4-625	71465-85T	kit	SOLENOID REPAIR KIT, **PRESTOLITE STARTER** BIG TWIN 1965-1988, SP. 1967-1980
	71466-65		
A-71469-65C	71470-86T	each	STARTER SOLENOID, **CHROME** BIG TWIN 1965-1988, SPORT. 1967-1980 **IMPORT**
A-74750-38C	74750-38	each	RELAY (6-VOLT) **CHROME COVER** BIG TWIN 1938-1957, SPORT. 1954-1957 **IMPORT**

5120 HILDA ROAD* BLACKVILLE, S.C. 29817* 803-284-3304

Pg 307


****EASTERN MOTORCYCLE PARTS****

****SWITCHES****

****ELECTRICAL****

****AND****

****MECHANICAL****



<u>EASTERN NUMBER</u>	<u>REPLACES OEM</u>	<u>PICTURE #</u>	<u>DESCRIPTION</u>
A-10001	10001	pk-10	CLAMP, HANDLE BAR SWITCHES, BIG TWIN 1949-1984, SPORTSTER 1954-1973
A-26550-38A	26550-38A	each	OIL PRESSURE SWITCH, FORTY-FIVE 1938-1973, SIDE VALVE 1938-1948
A-26551-39A	26551-39A	each	OIL PRESSURE SWITCH, BIG TWIN 1939-1984
A-26552-72	26552-72	each	OIL PRESSURE SWITCH, BIG TWIN 1939-1984, SPORTSTER 1954-1976
A-26554-77	26554-77	14	OIL PRESSURE SWITCH, SPORTSTER 1977-1990
A-26561-84	26561-84	13	OIL PRESSURE SWITCH, BIG TWIN 1984-1998
A-26561-99	* 26561-99	each	OIL PRESSURE SWITCH, **2-CAM** BIG TWIN 1999-PRESENT
A-33900-59	33900-59	17	SWITCH, NEUTRAL INDICATOR LIGHT, BIG TWIN 1959-1964 & L/1973-E/1979
A-33901-79	33901-79	each	SWITCH, NEUTRAL INDICATOR LIGHT, BIG TWIN L/1979-1983
A-33902-98	33902-98	each	SWITCH, NEUTRAL INDICATOR LIGHT, BIG TWIN 1998-2000
A-33904-00	33904-00	each	SWITCH, NEUTRAL INDICATOR LIGHT, BIG TWIN 2000-2008
A-68543-64A	68543-64A	each	FLASHER, (12-V) TURN SIGNALS **SQUARE STYLE** BIG TWIN 1965-1991, SP.-1965-'91
A-68543-64B	68543-64B	each	FLASHER, (12-V) TURN SIGNALS **ROUND STYLE** BIG TWIN 1965-1991, SP.-1965-'91
A-70124-75	70124-75	each	IGNITION SWITCH **OEM STYLE** BIG TWIN 1973-1977, SPORTSTER 1975-1977
A-71313-96	* 71501-93	each	IGNITION SWITCH, DIE CAST COVER **CHROME** BIG TWIN 1993-PRESENT
A-71425-77	71425-77	each	IGNITION SWITCH **OEM STYLE** BIG TWIN 1978-1985, SPORTSTER 1978-1995
A-71484-72A	71484-72A	19	TURN SIGNAL LIGHT SWITCH, **MECHANICAL** BIG TWIN 1972-1981, SPORT. 1973-'81
A-71500-36A	71500-36A	each	IGNITION SWITCH, **CHROME** BIG TWIN 1936-1972
A-71501-73	71501-73	each	IGNITION SWITCH, **CHROME** BIG TWIN 1973-1994
A-71507-65	71507-65	each	NEUTRAL INDICATOR LIGHT SWITCH, BIG TWIN 1965-1970
A-71507-71	71507-71	each	NEUTRAL INDICATOR LIGHT SWITCH, BIG TWIN 1971-E/1973
A-71534-72	71534-72	pk-10	BUTTON CAP, STARTER OR HORN (SHORT) BIG TWIN 1972-1981, SPORT. 1972-1981
A-71535-72	71535-72	pk-10	BUTTON CAP, TURN SIGNALS (LONG) BIG TWIN 1972-1981, SPORT. 1972-1981
A-71546-75B	71546-752	2	HEAD LIGHT HI-LOW SWITCH, **ROCKER STYLE** BIG TWIN 1972-1981, SP. 1972-1981
A-71547-75A	71547-75A	1	RUN-OFF SWITCH, **ROCKER STYLE** BIG TWIN 1972-1981, SPORTSTER 1972-1981

****CONTINUED NEXT PAGE****

5120 HILDA ROAD* BLACKVILLE, S.C. 29817* 803-284-3304

Pg 303

****EASTERN MOTORCYCLE PARTS****

****SWITCHES****

****ELECTRICAL****

****AND****

****MECHANICAL****

<u>EASTERN NUMBER</u>	<u>REPLACES OEM</u>	<u>PICTURE #</u>	<u>DESCRIPTION</u>
30-0256	71570-82 71598-92	8	LEFT TURN SIGNAL SWITCH, **BLACK** BIG TWIN 1982-1995, SPORTSTER 1982-1995
30-0258	71570-82 71598-92		LEFT TURN SIGNAL SWITCH, **CHROME** BIG TWIN 1982-1995, SPORTSTER 1982-1995
30-0292	71598-96		LEFT TURN SIGNAL SWITCH, **BLACK** BIG TWIN 1996-2008, SPORTSTER 1996-2008
30-0296	71598-96C		LEFT TURN SIGNAL SWITCH, **CHROME** BIG TWIN 1996-2008, SPORTSTER 1996-2008
30-0230	71571-82 71589-92	6	START & RUN-OFF SWITCH, **BLACK** BIG TWIN 1982-1995, SPORTSTER 1982-1995
30-0232	71571-82 71589-92	5	START & RUN-OFF SWITCH, **CHROME** BIG TWIN 1982-1995, SPORTSTER 1982-1995
30-0264	71589-96		START & RUN-OFF SWITCH, **BLACK** BIG TWIN 1996-2008., SPORTSTER 1996-2008.
30-0266	71589-96C		START & RUN-OFF SWITCH, **CHROME** BIG TWIN 1996-2008., SPORTSTER 1996-2008
30-0250	71573-82 71597-92		HORN & HI-LOW DIMMER SWITCH, **BLACK** BIG TWIN 1982-1995, SPORT. 1982-1995
30-0252	71573-82 71597-92	7	HORN & HI-LOW DIMMER SWITCH, **CHROME** BIG TWIN 1982-1995, SP. 1982-1995
30-0282	71597-96		HORN & HI-LOW DIMMER SWITCH, **BLACK** BIG TWIN 1996-2008, SPORT. 1996-2008
30-0286	71597-96C		HORN & HI-LOW DIMMER SWITCH, **CHROME** BIG TWIN 1996-PRES., SPORT. 1996-P.
30-0238	71574-82 71590-92	20	STOP LIGHT SWITCH, **BLACK** BIG TWIN 1982-1995, SPORTSTER 1982-1995
30-0270	71590-96		STOP LIGHT SWITCH, **BLACK** BIG TWIN 1996-2008, SPORTSTER 1996-2009
A-71590-92	71590-92	each	STOP LIGHT SWITCH, **FRONT BRAKE** BIG TWIN 1982-1996, SPORT. 1982-1995
30-0242	71591-82 71591-92	9	RIGHT TURN SIGNAL SWITCH, **BLACK** BIG TWIN 1982-1995, SPORTSTER 1982-1995
30-0244	71591-82 71591-92		RIGHT TURN SIGNAL SWITCH, **CHROME** BIG TWIN 1982-1995, SPORT. 1982-1995
30-0274	71591-96		RIGHT TURN SIGNAL SWITCH, **BLACK** BIG TWIN 1996-2008, SPORTSTER 1996-2008
30-0278	71591-96C		RIGHT TURN SIGNAL SWITCH, **CHROME** BIG TWIN 1996-2008, SPORTSTER 1996-08
A-71800-26A	71800-26A	4	HORN OR STARTER, **CHROME** BIG TWIN 1936-1981, SPORTSTER 1954-1981
A-71840-29	71840-29	3	HEAD LIGHT HI-LOW DIMMER SWITCH, BIG TWIN 1936-1981, SPORTSTER 1954-1981
A-72001-69B	72001-69B	18	FRONT BRAKE MASTER CYLINDER SWITCH, *MECHANICAL* B/T 1972-'81, SP. 1973-'81
A-72002-51A	72002-51A	15	REAR BRAKE LIGHT SWITCH, **HYDRAULIC** BIG TWIN 1958-1978, F-F 1951-1973
A-72004-70	72004-70	11	BRAKE LIGHT SWITCH, **MECHANICAL** (CHROME) SPORTSTER 1967-1974
A-72004-75	72004-75	each	BRAKE LIGHT SWITCH, **MECHANICAL** (CHROME) SPORTSTER 1975-1976
A-72004-80	72004-80	12	BRAKE LIGHT SWITCH, **MECHANICAL** (CHROME) BIG TWIN 1939-1957
A-72005-73A	72005-73A	10	BRAKE LIGHT SWITCH, **MECHANICAL** (CHROME) BIG TWIN 1973-1977
A-72023-51	72023-51A	16	REAR STOP LIGHT SWITCH, BIG TWIN 1971-PRESENT, SPORTSTER 1979-PRESENT

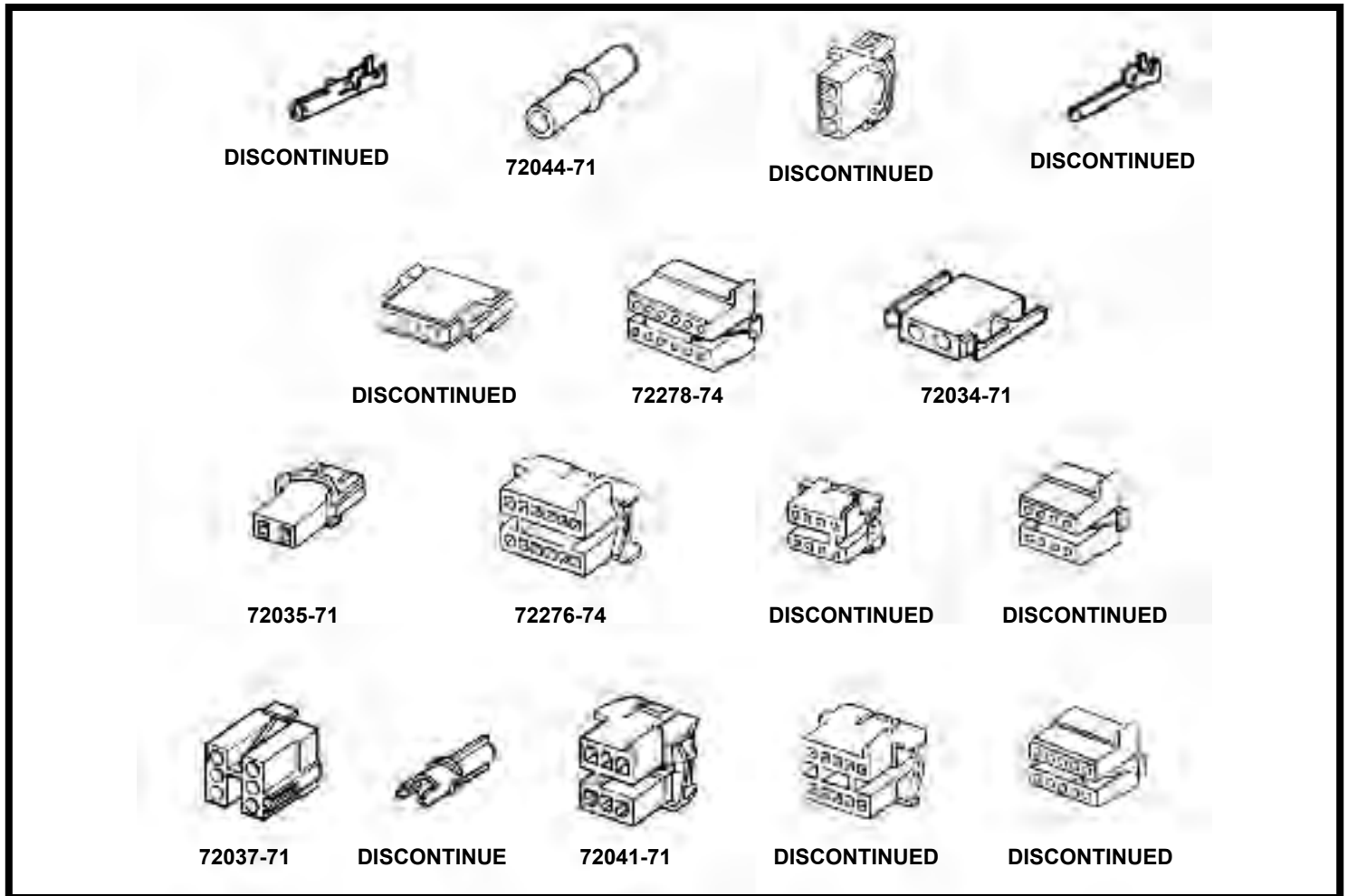
****OXYGEN SENSORS****

V-13-187	*	27683-07	each	OXYGEN SENSOR, EXHAUST (FRONT or REAR) BIG TWIN 2007-PRES., SPORT 2007-P.
V-13-188	*	27703-08	each	OXYGEN SENSOR, EXHAUST (FRONT or REAR) BIG TWIN 2007-PRES., SPORT 2007-P.
V-13-189	*	27719-07	each	OXYGEN SENSOR, EXHAUST (FRONT or REAR) BIG TWIN 2007-2009, SPORT 2007-P.

****EASTERN MOTORCYCLE PARTS****

****ELECTRICAL****

****CONNECTORS****




<u>EASTERN NUMBER</u>	<u>REPLACES OEM</u>		<u>DESCRIPTION</u>
37-0600	* 70287-81	each	ELECTRICAL CONNECTOR **DISCONTINUED**
37-0605	* 70288-81	each	ELECTRICAL CONNECTOR **DISCONTINUED**
37-0610	70293-87	each	ELECTRICAL CONNECTOR **DISCONTINUED**
37-0615	70294-87	each	ELECTRICAL CONNECTOR **DISCONTINUED**
37-0620	72034-71	each	ELECTRICAL CONNECTOR **2-PIN SOCKET INSULATOR**
37-0625	72035-71	each	ELECTRICAL CONNECTOR **2-PIN INSULATOR**
37-0630	72036-71	each	ELECTRICAL CONNECTOR **DISCONTINUED**
37-0635	72037-71	each	ELECTRICAL CONNECTOR **6-PIN SOCKET INSULATOR**
37-0636	* 72038-71	pk-5	SOCKETS, WIRING HARNESS **DISCONTINUED**
37-0638	* 72039-71	pk-5	PINS, WIRING HARNESS **DISCONTINUED**
37-0640	72040-71	each	ELECTRICAL CONNECTOR **DISCONTINUED**
37-0645	72041-71	each	ELECTRICAL CONNECTOR **6-PIN INSULATOR**
37-0650	72043-71	each	ELECTRICAL CONNECTOR **DISCONTINUED**
37-0655	72044-71	each	ELECTRICAL CONNECTOR **DISCONTINUED**
37-0660	72276-74	each	ELECTRICAL CONNECTOR **12-PIN INSULATOR**
37-0665	72278-74	each	ELECTRICAL CONNECTOR **12-PIN SOCKET INSULATOR**

****EASTERN MOTORCYCLE PARTS****

****WIRING HARNESSES****

****BIG TWIN/SPORTSTER/FORTY-FIVE****



<u>EASTERN NUMBER</u>	<u>REPLACES OEM</u>	<u>DESCRIPTION</u>
Y-21-102	* 4735-16	WIRING HARNESS, **COMPLETE SET** (JD ELEC.) TWIN 1916-1928 **MADE IN USA**
Y-21-104	* 4735-29	WIRING HARNESS, **COMPLETE SET** (JD,DL.) TWIN 1929-ONLY **MADE IN USA**
Y-21-110	4735-30	WIRING HARNESS, **COMPLETE SET** (UL, VL) BIG TWIN 1930-1936 **MADE IN USA**
Y-21-112	4735-36	WIRING HARNESS, **COMPLETE SET** (WL, UL, EL) BIG TWIN 1936-1937 **MADE IN USA**
Y-21-115	4735-38A	WIRING HARNESS, **COMPLETE SET** (UL, EL, FL) BIG TWIN 1938-1946 **MADE IN USA**
Y-21-117	4735-47	WIRING HARNESS, **COMPLETE SET** (UL, EL, FL) BIG TWIN 1947-ONLY **MADE IN USA**
Y-21-118	* 4735-48	WIRING HARNESS, **COMPLETE SET** (UL, EL, FL) BIG TWIN 1948-ONLY **MADE IN USA**
Y-21-106	4736-42M	WIRING HARNESS, **COMPLETE SET** (WLA ONLY) FORTY-FIVE 1942-1945 *USA*
Y-21-140	69543-80	WIRING HARNESS, **MAIN SET** (FXS & FXB) BIG TWIN 1980-1984 **MADE IN USA**
Y-21-230	* 69545-82A	WIRING HARNESS, **MAIN SET** (FXR & FXRS) BIG TWIN 1982-E/1984 **MADE IN USA**
Y-21-232	* 69545-84	WIRING HARNESS, **MAIN SET** (FXR & FXRS) BIG TWIN L/1984-1985 **MADE IN USA**
Y-21-234	* 69551-85	WIRING HARNESS, **MAIN SET** (FXR & FXRS) BIG TWIN 1986-1988 **MADE IN USA**
Y-21-236	* 69551-89	WIRING HARNESS, **MAIN SET** (FXR & FXRS) BIG TWIN 1989-1990 **MADE IN USA**
Y-21-240	* 69551-91	WIRING HARNESS, **MAIN SET** (FXR & FXRS) BIG TWIN 1991-1994 **MADE IN USA**
Y-21-238	* 69555-89	WIRING HARNESS, **MAIN SET** (FXR) BIG TWIN 1989-1990 **MADE IN USA**
Y-21-242	* 69555-94	WIRING HARNESS, **MAIN SET** (FXR) BIG TWIN 1994-ONLY **MADE IN USA**
Y-21-196	70001-75	WIRING HARNESS, **COMPLETE SET** (XLCH) SPORTSTER 1975-1976 *MADE IN USA*
Y-21-198	70001-76	WIRING HARNESS, **COMPLETE SET** (XLCH) SPORTSTER 1977-ONLY **MADE IN USA**
Y-21-202	70001-78	WIRING HARNESS, **COMPLETE SET** (XLCH) SPORTSTER 1978-ONLY **MADE IN USA**
Y-21-204	70001-79	WIRING HARNESS, **COMPLETE SET** (XLCH) SPORTSTER 1979-ONLY **MADE IN USA**
Y-21-172	70006-75	WIRING HARNESS, **MAIN SET** (XLH) SPORTSTER 1975-1976 **MADE IN USA**
Y-21-174	70006-76	WIRING HARNESS, **MAIN SET** (XLH) SPORTSTER 1977-ONLY **MADE IN USA**
Y-21-176	70006-79	WIRING HARNESS, **MAIN SET** (XL & XLS) SPORTSTER 1978-1979 *USA*
Y-21-178	70006-80	WIRING HARNESS, **MAIN SET** (XL & XLS) SPORTSTER 1980-ONLY *USA*
Y-21-182	70006-81	WIRING HARNESS, **MAIN SET** (XL & XLS) SPORTSTER 1981-ONLY *USA*
Y-21-184	70006-82	WIRING HARNESS, **MAIN SET** (XL & XLS) SPORTSTER 1982-E/1984 *USA*
Y-21-186	* 70135-84	WIRING HARNESS, **MAIN SET** (XL & XLS) SPORTSTER 1984-1985 **MADE IN USA**
Y-21-166	70151-70	WIRING HARNESS, **MAIN SET** (XLH) SPORTSTER 1970-1972 **MADE IN USA**
Y-21-168	70151-73	WIRING HARNESS, **MAIN SET** (XLH) SPORTSTER 1973-1974 **MADE IN USA**

****CONTINUED NEXT PAGE****

5120 HILDA ROAD* BLACKVILLE, S.C. 29817* 803-284-3304

****EASTERN MOTORCYCLE PARTS****

****WIRING HARNESSES****

****BIG TWIN/SPORTSTER/FORTY-FIVE****




<u>EASTERN NUMBER</u>	<u>REPLACES OEM</u>	<u>DESCRIPTION</u>
Y-21-190	70153-70	WIRING HARNESS, **COMPLETE SET** (XLCH) SPORTSTER 1970-E/1971 *USA*
Y-21-192	70153-71	WIRING HARNESS, **COMPLETE SET** (XLCH) SPORTSTER L/1971-1972 *USA*
Y-21-194	70153-73	WIRING HARNESS, **COMPLETE SET** (XLCH) SPORTSTER 1973-1974 *MADE IN USA*
Y-21-141	70214-80A	WIRING HARNESS, **MAIN SET** (FXWG) BIG TWIN 1980-1985 **MADE IN USA**
Y-21-142	70216-87A	WIRING HARNESS, **MAIN SET** (FXST & FLST) BIG TWIN 1987-1988 **MADE IN USA**
Y-21-143	70216-89	WIRING HARNESS, **MAIN SET** (FXST) BIG TWIN 1989-1990 **MADE IN USA**
Y-21-144	70216-91A	WIRING HARNESS, **MAIN SET** (FXST) BIG TWIN 1991-1992 **MADE IN USA**
Y-21-145	70216-93	WIRING HARNESS, **MAIN SET** (FXST) BIG TWIN 1993-1996 **MADE IN USA**
Y-21-147	* 70216-96	WIRING HARNESS, **MAIN SET** (FXST/FLST) BIG TWIN 1996-1997 **MADE IN USA**
Y-21-148	* 70216-98	WIRING HARNESS, **MAIN SET** (FXST/FLST) BIG TWIN 1998-1999 **MADE IN USA**
Y-21-150	70320-56	WIRING HARNESS, **COMPLETE SET** (K & XL) SPORTSTER 1952-1958 MADE IN USA
Y-21-225	70320-58	WIRING HARNESS, **COMPLETE SET** (XLCH) SPORTSTER 1958-1964 MADE IN USA
Y-21-152	70320-59	WIRING HARNESS, **COMPLETE SET** (XLH & XLCH) SPORTSTER 1959-1964 *USA*
Y-21-227	70320-64	WIRING HARNESS, **COMPLETE SET** (XLCH) MAGNETO, SPORTSTER 1965-1969
Y-21-154	70320-65	WIRING HARNESS, **COMPLETE SET** (XLH & XLCH) SPORTSTER 1965-1966 USA
Y-21-158	70320-67	WIRING HARNESS, **COMPLETE SET** (XLH) SPORTSTER 1967-ONLY **MADE IN USA**
Y-21-164	70320-68	WIRING HARNESS, **COMPLETE SET** (XLH) SPORTSTER 1968-1969 **MADE IN USA**
Y-21-130	70320-70	WIRING HARNESS, **MAIN SET** (FL, FLH) BIG TWIN 1970-1972 **MADE IN USA**
Y-21-132	70320-73A	WIRING HARNESS, **MAIN SET** (FL, FLH) BIG TWIN 1973-1977 **MADE IN USA**
Y-21-133	70320-78	WIRING HARNESS, **MAIN SET** (FLH) BIG TWIN 1978-1979 **MADE IN USA**
Y-21-134	70320-80	WIRING HARNESS, **MAIN SET** (FLH) BIG TWIN 1980-1984 **MADE IN USA**
Y-21-120	70321-48	WIRING HARNESS, **COMPLETE SET** (WL, UL, FL, FLH) BIG TWIN 1948-1957 *USA*
Y-21-125	70321-58	WIRING HARNESS, **COMPLETE SET** (FL, FLH) BIG TWIN 1958-1964 **MADE IN USA**
Y-21-127	70321-65	WIRING HARNESS, **COMPLETE SET** (FLH) BIG TWIN 1965-1969 **MADE IN USA**
Y-21-135	70326-71	WIRING HARNESS, **MAIN SET** (F.X.) BIG TWIN 1970-1972 **MADE IN USA**
Y-21-137	70326-73A	WIRING HARNESS, **MAIN SET** (F.X.) BIG TWIN 1973-1974 **MADE IN USA**
Y-21-146	* 70326-75	WIRING HARNESS, **MAIN SET** (F.X.) BIG TWIN 1975-1977 **MADE IN USA**
Y-21-138	70343-78	WIRING HARNESS, **MAIN SET** (FXE) BIG TWIN 1978-1979 **MADE IN USA**
Y-21-139	70353-78	WIRING HARNESS, **MAIN SET** (FXS) BIG TWIN 1978-1979 **MADE IN USA**

****EASTERN MOTORCYCLE PARTS****

****WIRE TERMINALS****

****RING/PUSH-ON/SPADE & HOOK****

****MASTER LISTING****



****ALL WIRE TERMINAL KITS INCLUDE 25 OF EACH SIZE****
****ALL INDIVIDUAL WIRE TERMINALS ARE SOLD IN PACKS OF 50****

<u>EASTERN NUMBER</u>	<u>REPLACES OEM</u>	<u>DESCRIPTION</u>
37-0083		RING TERMINAL KIT, **WITH CRIMPING TOOL** (12-SIZES, 25 OF EACH SIZE) (KIT INCLUDES:) # 37-0111, 37-0115, 37-0117, 37-0119, 37-0133, 37-0135, 37-0137, 37-0139, 37-0153, 37-0155, 37-0157, 37-0159
37-0085		PUSH-ON TERMINAL KIT, **WITH CRIMPING TOOL** (12-SIZES, 25 OF EACH SIZE) (KIT INCLUDES:) # 37-0313, 37-0315, 37-0325, 37-0327, 37-0333 37-0335, 37-0345, 37-0347, 37-0353, 37-0355, 37-0365, 37-0367
37-0087		SPADE TERMINAL KIT, **WITH CRIMPING TOOL** (9-SIZES, 25 OF EACH SIZE) (KIT INCLUDES:) # 37-0410, 37-0412, 37-0414, 37-0422, 37-0424 37-0426, 37-0434, 37-0436, 37-0438
37-0089		HOOK TERMINAL KIT, **WITH CRIMPING TOOL** (9-SIZES, 25 OF EACH SIZE) (KIT INCLUDES:) # 37-0452, 37-0454, 37-0456, 37-0464, 37-0466 37-0468, 37-0472, 37-0474, 37-0476
37-0111	9856	pk-50 RING TERMINAL, (#-6 STUD), **18 TO 22 WIRE** (VINYL INSULATED, RED)
37-0113		pk-50 RING TERMINAL, (#-8 STUD), **18 TO 22 WIRE** (VINYL INSULATED, RED)
37-0115	9857	pk-50 RING TERMINAL, (#-10 STUD) **18 TO 22 WIRE** (VINYL INSULATED, RED)
37-0117	9858	pk-50 RING TERMINAL, (1/4" STUD) **18 TO 22 WIRE** (VINYL INSULATED, RED)
37-0119	9859	pk-50 RING TERMINAL, (5/16" STUD), **18 TO 22 WIRE** (VINYL INSULATED, RED)
37-0133	9862	pk-50 RING TERMINAL, (#-10 STUD), **14 TO 16 WIRE** (VINYL INSULATED, BLUE)

****CONTINUED NEXT PAGE****

****EASTERN MOTORCYCLE PARTS****

****WIRE TERMINALS****

****RING/PUSH-ON/SPADE & HOOK****


****MASTER LISTING****

<u>EASTERN NUMBER</u>	<u>REPLACES OEM</u>	<u>DESCRIPTION</u>
37-0135	9863	pk-50 RING TERMINAL, (1/4" STUD), **14 TO 16 WIRE** (VINYL INSULATED, BLUE)
37-0137	9864	pk-50 RING TERMINAL, (5/16" STUD),**14 TO 16 WIRE** (VINYL INSULATED, BLUE)
37-0139	9865	pk-50 RING TERMINAL, (3/8" STUD), **14 TO 16 WIRE** (VINYL INSULATED, BLUE)
37-0153	9866	pk-50 RING TERMINAL, (#-10 STUD),**10 TO 12 WIRE** (VINYL INSULATED,YELLOW)
37-0155		pk-50 RING TERMINAL, (1/4" STUD), **10 TO 12 WIRE** (VINYL INSULATED,YELLOW)
37-0157	9868	pk-50 RING TERMINAL, (5/16" STUD)**10 TO 12 WIRE** (VINYL INSULATED,YELLOW)
37-0159	9869	pk-50 RING TERMINAL, (1/8" STUD), **10 TO 12 WIRE** (VINYL INSULATED,YELLOW)
37-0313		pk-50 PUSH-ON TERMINAL, (.250 WIDE, FEMALE), **18 TO 22 WIRE** (VINYL , RED)
37-0315		pk-50 PUSH-ON TERMINAL, (.250 WIDE, MALE), **18 TO 22 WIRE** (VINYL , RED)
37-0325		pk-50 PUSH-ON TERMINAL, (.250 WIDE, FEMALE), **14 TO 16 WIRE** (VINYL , BLUE)
37-0327		pk-50 PUSH-ON TERMINAL, (.250 WIDE, MALE), **14 TO 16 WIRE** (VINYL , BLUE)
37-0333		pk-50 PUSH-ON TERMINAL, (.250 WIDE, FEMALE), **10 TO 12 WIRE** (VINYL ,YELLOW)
37-0335		pk-50 PUSH-ON TERMINAL, (.250 WIDE, MALE), **10 TO 12 WIRE** (VINYL , YELLOW)
37-0345		pk-50 PUSH-ON TERMINAL, (.250 WIDE, MALE), **18 TO 22 WIRE** (FULLY INSULATED)
37-0347		pk-50 PUSH-ON TERMINAL, (.250 WIDE, FEMALE), **18 TO 22 WIRE** (FULLY INSULATED)
37-0353	9897	pk-50 PUSH-ON TERMINAL, (.250 WIDE, MALE), **14 TO 16 WIRE** (FULLY INSULATED)
37-0355	9907	pk-50 PUSH-ON TERMINAL, (.250 WIDE, FEMALE), **14 TO 16 WIRE** (FULLY INSULATED)
37-0365		pk-50 PUSH-ON TERMINAL, (.250 WIDE, MALE), **10 TO 12 WIRE** (FULLY INSULATED)
37-0367		pk-50 PUSH-ON TERMINAL, (.250 WIDE, FEMALE), **10 TO 12 WIRE** (FULLY INSULATED)
37-0410		pk-50 SPADE TERMINAL, (#-6 STUD), **18 TO 22 WIRE** (VINYL INSULATED, RED)
37-0412		pk-50 SPADE TERMINAL, (#-8 STUD), **18 TO 22 WIRE** (VINYL INSULATED, RED)
37-0414		pk-50 SPADE TERMINAL, (#-10 STUD)**18 TO 22 WIRE** (VINYL INSULATED, RED)
37-0422		pk-50 SPADE TERMINAL, (#-6 STUD), **14 TO 16 WIRE** (VINYL INSULATED, BLUE)
37-0424		pk-50 SPADE TERMINAL, (#-8 STUD), **14 TO 16 WIRE** (VINYL INSULATED, BLUE)
37-0426		pk-50 SPADE TERMINAL, (#-10 STUD)**14 TO 16 WIRE** (VINYL INSULATED, BLUE)
37-0434		pk-50 SPADE TERMINAL, (#-6 STUD), **10 TO 12 WIRE** (VINYL INSULATED, YELLOW)
37-0436		pk-50 SPADE TERMINAL, (#-8 STUD), **10 TO 12 WIRE** (VINYL INSULATED, YELLOW)
37-0438		pk-50 SPADE TERMINAL, (#-10 STUD)**10 TO 12 WIRE** (VINYL INSULATED, YELLOW)
37-0452		pk-50 HOOK TERMINAL, (#-6 STUD) **18 TO 22 WIRE** (VINYL INSULATED, RED)
37-0454		pk-50 HOOK TERMINAL, (#-8 STUD), **18 TO 22 WIRE** (VINYL INSULATED, RED)
37-0456		pk-50 HOOK TERMINAL, (#-10 STUD), **18 TO 22 WIRE** (VINYL INSULATED, RED)
37-0464		pk-50 HOOK TERMINAL, (#-6 STUD), **14 TO 16 WIRE** (VINYL INSULATED, BLUE)
37-0466		pk-50 HOOK TERMINAL, (#-8 STUD), **14 TO 16 WIRE** (VINYL INSULATED, BLUE)
37-0468		pk-50 HOOK TERMINAL, (#-10 STUD), **14 TO 16 WIRE** (VINYL INSULATED, BLUE)
37-0472		pk-50 HOOK TERMINAL, (#-6 STUD), **10 TO 12 WIRE** (VINYL INSULATED, YELLOW)
37-0474		pk-50 HOOK TERMINAL, (#-8 STUD), **10 TO 12 WIRE** (VINYL INSULATED, YELLOW)
37-0476		pk-50 HOOK TERMINAL, (#-10 STUD), **10 TO 12 WIRE** (VINYL INSULATED, YELLOW)

****EASTERN MOTORCYCLE PARTS****

****WIRE LOOM****

****AND WIRE TIES****



****ALL WIRE LOOM IS SOLD IN 25 FOOT LENGTHS****

****ALL WIRE TIES ARE SOLD IN PACKS OF 25****


<u>EASTERN NUMBER</u>	<u>REPLACES OEM</u>	<u>DESCRIPTION</u>
37-0805		WIRE TIES, **BLACK** NYLON 7-1/4" LONG X .190 WIDE
37-0807		WIRE TIES, **BLACK** NYLON 11-1/4" LONG X .190 WIDE
37-0809		WIRE TIES, **BLACK** NYLON 14-1/4" LONG X .190 WIDE
37-0813		WIRE TIES, **RED** NYLON 7-3/4" LONG X .135 WIDE
37-0815		WIRE TIES, **BLUE** NYLON 7-3/4" LONG X .135 WIDE
37-0817		WIRE TIES, **YELLOW** NYLON 7-3/4" LONG X .135 WIDE
37-0819		WIRE TIES, **ORANGE** NYLON 7-3/4" LONG X .135 WIDE
37-0821		WIRE TIES, **GREEN** NYLON 7-3/4" LONG X .135 WIDE
37-0823		WIRE TIES, **PURPLE** NYLON 7-3/4" LONG X .135 WIDE
37-0825		WIRE TIES, **BROWN** NYLON 7-3/4" LONG X .135 WIDE
37-0827		WIRE TIES, **GRAY** NYLON 7-3/4" LONG X .135 WIDE
37-0905	70527-45	FABRIC LOOM, 3/16" I.D.(BLACK)**WOVEN COTTON**
37-0907	70528-45	FABRIC LOOM, 1/4" I.D.(BLACK)**WOVEN COTTON**
37-0909	70529-45	FABRIC LOOM, 5/16" I.D.(BLACK)**WOVEN COTTON**
37-0911	70530-45	FABRIC LOOM, 3/8" I.D.(BLACK)**WOVEN COTTON**
37-0915	70532-45	FABRIC LOOM, 1/2" I.D.(BLACK)**WOVEN COTTON**
37-0917		FABRIC LOOM, 5/8" I.D.(BLACK)**WOVEN COTTON**
37-0931		POLYETHYLENE LOOM, 1/4" I.D. (BLACK) **FLEX GUARD**
37-0935		POLYETHYLENE LOOM, 3/8" I.D. (BLACK) **FLEX GUARD**
37-0937		POLYETHYLENE LOOM, 1/2" I.D. (BLACK) **FLEX GUARD**

****EASTERN MOTORCYCLE PARTS****

****SPARK PLUGS****

****AND WIRES****

****BIG TWIN-SPORTSTER****



EASTERN NUMBER

REPLACES OEM

DESCRIPTION

R-9-1560	31981-65B pair	PLUG WIRE SET, (YELLOW) **STD IGNITION** BIG TWIN 1941-1978, SPORT. 1954-1978
R-9-1561	31981-65B pair	PLUG WIRE SET, (BLACK) **STD IGNITION** BIG TWIN 1941-1978, SPORT. 1954-1978
R-9-1562	31986-65C pair	PLUG WIRE SET, (ORANGE) **STD IGNITION** BIG TWIN 1941-1978, SPORT. 1954-1978
R-9-1564	31986-65C pair	PLUG WIRE SET, (YELLOW) **ELEC. IGNITION** BIG TWIN 1978-1996, SPORT. 1978-2003
R-9-1565	31986-65C pair	PLUG WIRE SET, (BLACK) **ELEC. IGNITION** BIG TWIN 1978-1996, SPORT. 1978-2003
R-9-1566	31986-65C pair	PLUG WIRE SET, (ORANGE) **ELEC. IGNITION** BIG TWIN 1978-1996, SPORT. 1978-2003
R-9-1568	31986-65C pair	PLUG WIRE SET, (BLUE) **ELEC. IGNITION** BIG TWIN 1978-PRES., SPORT. 1978-P.
R-9-1532	32301-60 pair	SPARK PLUGS, **ACCEL U-GROOVE** (1200 C/C) B/T 1948-1974, FORTY-FIVE 1953-1973
R-9-1537	32301-80 pair	SPARK PLUGS, **ACCEL U-GROOVE** (1000 C/C) SPORTSTER 1979-1985
R-9-1536	32309-69 pair	SPARK PLUGS, **ACCEL U-GROOVE** (1200 & 1340 C/C) BIG TWIN 1975-1981
R-9-1525	32311-83 pair	SPARK PLUGS, **ACCEL U-GROOVE** (1200 & 1340 C/C) BIG TWIN 1975-1990
R-9-1535	32311-83 pair	SPARK PLUGS, **ACCEL U-GROOVE** (XR 1000 C/C) SPORTSTER 1983-1985
R-9-1526	32312-78A pair	SPARK PLUGS, **ACCEL U-GROOVE** (1340 C/C) BIG TWIN 1982-1984
R-9-1527	32317-86 pair	SPARK PLUGS, **ACCEL U-GROOVE** (883, 1100, & 1200 C/C) SPORTSTER 1986-2005
R-9-1530	32370-26 pair	SPARK PLUGS, **ACCEL U-GROOVE** (18MM) BIG TWIN 1940-'47, FORTY-FIVE 1930-'52
R-9-1575	91775-51 each	SPARK PLUG HOLDER, BIG TWIN 1936-PRESENT, SPORTSTER 1952-PRESENT

****OXYGEN SENSORS****

V-13-187	* 27683-07 each	OXYGEN SENSOR, EXHAUST (FRONT or REAR) BIG TWIN 2007-PRES., SPORT 2007-P.
V-13-188	* 27703-08 each	OXYGEN SENSOR, EXHAUST (FRONT or REAR) BIG TWIN 2007-PRES., SPORT 2007-P.
V-13-189	* 27719-07 each	OXYGEN SENSOR, EXHAUST (FRONT or REAR) BIG TWIN 2007-2009, SPORT 2007-P.


****LIGHTING****

- 
- * HEADLIGHTS**
 - * HEADLIGHT VISORS**
 - * SEAL BEAMS (6 & 12 VOLT)**
 - * SWITCHES: HEADLIGHT, HORN, TURN, SIGNALS, ON-OFF**
 - * TAIL LIGHTS**
 - * TAIL LIGHT LENSES**
 - * TAIL LIGHT VISORS**

EASTERN MOTORCYCLE PARTS

TAIL LIGHTS

LENSES, VISORS AND GASKETS



EASTERN NUMBER

REPLACES OEM

DESCRIPTION

<u>EASTERN NUMBER</u>	<u>REPLACES OEM</u>	<u>DESCRIPTION</u>
Y-21-617	5059-39 each	LENS, **RED** FRONT BEEHIVE LIGHT, BIG TWIN 1939-1946
Y-21-618	5063-39 each	LENS, **CLEAR** TOP BEEHIVE LIGHT, BIG TWIN 1939-1946
Y-21-834	67785-78T pair	VISORS, (1-3/4") BULLET LIGHTS, **CHROME** BIG TWIN-SPORTSTER
Y-21-602	59140-85T each	FENDER LIGHT, WITH WHITE LENS **INDIAN HEAD** BIG TWIN 1939-1957
	68450-34	
Y-21-604	68002-39	COMPLETE TAIL LIGHT, **BEEHIVE** BIG TWIN 1939-1946
Y-21-605	68003-47	COMPLETE TAIL LIGHT, **TOMBSTONE** BIG TWIN 1948-1954
Y-21-837	68006-83T each	VISOR, TAIL LIGHT, **CHROME** BIG TWIN 1973-PRESENT, SPORTSTER 1973-PRESENT
Y-21-608	68008-73A	COMPLETE TAIL LIGHT, **CHROME**BIG TWIN 1973-1999, SPORTSTER 1973-1994
Y-21-606	68010-64B	COMPLETE TAIL LIGHT, **CHROME** BIG TWIN 1955-1972, SPORTSTER 1958-1972
Y-21-838	68012-88T each	VISOR, TAIL LIGHT, **CHROME** BIG TWIN 1980-PRESENT
O-6-028	68034-77 each	TAIL LIGHT LENS, **RED** BIG TWIN 1973-1986, SPORTSTER 1973-1990
O-6-028B	each	TAIL LIGHT LENS, **RED WITH BLUE DOT** BIG TWIN 1973-1986, SPORT 1973-1990
Y-21-613	68090-47 each	LENS, **RED** FRONT TOMBSTONE LIGHT, BIG TWIN 1940-1954
O-6-029	68090-69 each	TAIL LIGHT LENS, **RED** BIG TWIN 1955-1972, SPORTSTER 1956-1972
Y-21-614	68093-47 each	LENS, **CLEAR** TOP TOMBSTONE LIGHT, BIG TWIN 1940-1954
O-6-029A	68122-55 pk-10	GASKETS, TAIL LIGHT LENS, BIG TWIN 1955-1972, SPORTSTER 1956-1972
48-0199	* 68123-73 pk-10	GASKETS, TAIL LIGHT HOUSING **JAMES**, BIG TWIN 1973-1999, SPORT. 1973-1998
L-3-1027	68123-73 pk-10	GASKETS, TAIL LIGHT HOUSING TO FENDER, BIG TWIN 1973-1999, SPORT. 1973-1994
Y-21-620	68515-78 each	MARKER LIGHTS WITH RED LENS, **PLAIN STYLE**BIG TWIN 1936-1996, SP. 1952-2001
	68566-50	
Y-21-632	68571-50 each	LENS, **AMBER** MARKER LIGHTS, BIG TWIN-SPORTSTER
Y-21-630	68572-50 each	LENS, **RED** MARKER LIGHTS, BIG TWIN-SPORTSTER
O-6-039		TAIL LIGHT, (12 VOLT) **UNIVERSAL** BIG TWIN-SPORTSTER
Y-21-622	68566-50B each	MARKER LIGHTS WITH RED LENS, **WING STYLE**BIG TWIN 1936-PRES., SP. 1952-P.
O-6-040	each	TAIL LIGHT LENS, **RED** UNIVERSAL, BIG TWIN-SPORTSTER

5120 HILDA ROAD BLACKVILLE, S.C. 29817* 803-284-3304*

****EASTERN MOTORCYCLE PARTS****

****HEADLIGHTS****

****VISORS AND MOUNTING BRACKETS****

****BIG TWIN-SPORTSTER****



****CONTINUED NEXT PAGE****

5120 HILDA ROAD* BLACKVILLE, S.C. 29817* 803-284-3304

Pg 319


****EASTERN MOTORCYCLE PARTS****

****HEADLIGHTS****

****VISORS AND MOUNTING BRACKETS****

****BIG TWIN-SPORTSTER****

<u>EASTERN NUMBER</u>	<u>REPLACES OEM</u>		<u>DESCRIPTION</u>
Y-21-601	59140-85T 68450-34	each	FRONT FENDER LIGHT **AMBER LENS** BIG TWIN 1939-1957
Y-21-602		each	FRONT FENDER LIGHT **INDIAN HEAD** (WHITE LENS) BIG TWIN 1939-1957
O-6-030		each	HEADLIGHT, (5-3/4" INCH) **6 VOLT BOTTOM MOUNT** BIG TWIN-SPORTSTER
O-6-037	67717-48B	each	SEAL BEAM, (7" INCH) **6 VOLT** BIG TWIN-SPORTSTER
O-6-034	67717-59	each	SEAL BEAM, (5-3/4" INCH) **6 VOLT** BIG TWIN-SPORTSTER
O-6-036	67717-64	each	SEAL BEAM, (7" INCH) **12 VOLT** BIG TWIN-SPORTSTER
O-6-035	67717-65A	each	SEAL BEAM, (5-3/4" INCH) **12 VOLT** BIG TWIN-SPORTSTER
Y-21-830	67752-77T	each	VISOR, (7" HEADLIGHT) **CHROME** BIG TWIN 1949-1959
K-2-871	67773-80A	each	HEADLIGHT BRACKET, **CHROME** BIG TWIN 1980-1986
Y-21-831	67783-78T	pair	VISORS, (5" SPOTLIGHT) **CHROME** BIG TWIN-SPORTSTER
Y-21-833	67784-78	pair	VISORS, TURN SIGNALS, (EARLY) **CHROME** BIG TWIN-SPORTSTER
Y-21-834	67785-78T	pair	VISORS, (1-3/4") **BULLET LIGHTS** BIG TWIN-SPORTSTER
Y-21-832	67786-86T	pair	VISORS, TURN SIGNALS, (LATE) **CHROME** BIG TWIN-SPORTSTER
K-2-877	67809-75	each	HEADLIGHT COVER AND MOUNTING BRACKET, **CHROME** B/T 1975-'86, SP. 1975-'86
K-2-878	67810-48A	each	HEADLIGHT MOUNTING BRACKET, **CHROME** BIG TWIN 1949-1959
K-2-412	67871-85T	each	HEADLIGHT VISOR, (WITHOUT HOLE) **CHROME** BIG TWIN 1971-PRES., SP. 1960-P.
K-2-413	67884-90T	each	HEADLIGHT VISOR, (WITH HOLE) **CHROME** BIG TWIN 1971-PRES., SP. 1960-P.
Y-21-475	67891-68	each	HI-BEAM LIGHT INDICATOR, BIG TWIN 1973-1985, SPORTSTER 1968-1973
A-71546-75B	71546-75B	each	HEADLIGHT SWITCH, **HI-LOW** (ROCKER STYLE) BIG TWIN 1972-1981, SP. 1972-1981
30-0250	71573-82 71597-92	each	HEADLIGHT SWITCH, **HI-LOW DIMMER & HORN** (BLACK) B/T 1982-1995, SP. 1982-'95
30-0252	71573-82 71597-92	each	HEADLIGHT SWITCH, **HI-LOW DIMMER & HORN** (CHROME) B/T 1982-'95, SP. 1982-'95
A-71840-29	71840-29	each	HEADLIGHT SWITCH, **HI-LOW DIMMER** BIG TWIN 1936-1981, SPORTSTER 1954-1981
K-2-876			HEADLIGHT BRACKET ADJUSTMENT, SPORTSTER 1954-PRESENT



<u>EASTERN NUMBER</u>	<u>REPLACES OEM</u>	<u>PICTURE #</u>	<u>DESCRIPTION</u>
30-0230	71571-82 71589-92	2	START & RUN-OFF SWITCH, **BLACK** BIG TWIN 1982-1995, SPORTSTER 1982-1995
30-0232	71571-82 71589-92	1	START & RUN-OFF SWITCH, **CHROME** BIG TWIN 1982-1995, SPORTSTER 1982-1995
30-0252	71573-82 71597-92	3	HORN & HI-LOW DIMMER SWITCH, **CHROME** BIG TWIN 1982-1995, SP. 1982-1995
30-0242	71591-82 71591-92	5	RIGHT TURN SIGNAL SWITCH, **BLACK** BIG TWIN 1982-1995, SPORTSTER 1982-1995
30-0256	71570-82 71598-92	4	LEFT TURN SIGNAL SWITCH, **BLACK** BIG TWIN 1982-1995, SPORTSTER 1982-1995
30-0250	71573-82		HORN & HI-LOW DIMMER SWITCH, **BLACK** BIG TWIN 1982-1995, SPORT. 1982-1995
30-0252	71573-82		HORN & HI-LOW DIMMER SWITCH, **CHROME** BIG TWIN 1982-1995, SP. 1982-1995

5120 HILDA ROAD* BLACKVILLE, S.C. 29817* 803-284-3304

****F & R WHEELS****

****WHEEL SPROCKETS****

****SWING ARM PARTS****

- 
- * **AXLES**
 - * **AXLE SLEEVES**
 - * **AXLE SPACERS**
 - * **INNER HUB SPACERS**
 - * **REAR WHEEL SPROCKETS**
 - * **RIVETS**
 - * **SWING ARM RELATED PARTS**
 - * **WHEEL CYLINDER AND RELATED PARTS**
 - * **WHEEL HUB PARTS**

****EASTERN MOTORCYCLE PARTS****

****AXLES****

****AND RELATED PARTS****

****FRONT & REAR WHEELS****




<u>EASTERN NUMBER</u>	<u>REPLACES OEM</u>	<u>DESCRIPTION</u>
A-5756	5756	pk-25 WASHER, REAR AXLE SPACER, **ZINC PLATED** BIG TWIN-SPORTSTER
A-7734W	7734W	pk-5 NUT, REAR AXLE, BIG TWIN 1941-1972
A-8095	8095	each NUT, REAR AXLE SLEEVE, **ZINC PLATED** BIG TWIN 1937-1957
A-41084-02A	41084-02A	each AXLE, REAR WHEEL, **ZINC PLATED** SPORTSTER 2002-2007
45-0190	* 41109-88	each AXLE, FRONT WHEEL, **ZINC PLATED** BIG TWIN (SPRINGER) L/1988-PRESENT
A-41110-79A	41110-79A	each AXLE, FRONT WHEEL, **ZINC PLATED** B/T (FXR) 1982-1994, (FLT) 1980-1999
45-0191	* 41114-90	each AXLE, FRONT WHEEL, **ZINC PLATED** BIG TWIN (FXD DYNA) 1991-1996
A-41116-97	41116-97	each AXLE, FRONT WHEEL, **ZINC PLATED** BIG TWIN 1998-PRESENT
A-41551-41	41551-41	each AXLE, REAR WHEEL, **BLACK** FORTY-FIVE 1941-1952
J-1-68E	41551-52	each AXLE, REAR WHEEL, **CHROME HEAD** SPORTSTER 1952-1978
J-1-68	41552-36	each AXLE, REAR WHEEL, **CHROME HEAD** BIG TWIN 1937-1957
J-1-68B	41552-58A	each AXLE, REAR WHEEL, **CHROME HEAD** BIG TWIN 1958-1966
J-1-68D	41552-67	each AXLE, REAR WHEEL, **CHROME HEAD** BIG TWIN 1967-1972
J-1-68A	41552-73	each AXLE, REAR WHEEL, **CHROME HEAD** BIG TWIN 1973-1983
J-1-68J	41563-77A	each AXLE, REAR WHEEL, **CHROME HEAD** SPORTSTER 1979-2003
45-0194	* 41584-86A	each AXLE, FRONT WHEEL, **ZINC PLATED** BIG TWIN (SOFTAIL,FATBOY) 1986-1996
J-1-72	41603-32	each AXLE LOCK, **CHROME** BIG TWIN 1936-1972
45-0195	* 43346-83A	each AXLE, FRONT WHEEL, **ZINC PLATED** BIG TWIN (FLH) 1981-1984, (FLT) 19841-999
A-43871-73	43871-73	each AXLE, FRONT WHEEL, **ZINC PLATED** BIG TWIN (FX) 1973-1977, SPORT. 1973-1977
45-0196	* 43875-73	each AXLE, FRONT WHEEL, **ZINC PLATED** BIG TWIN (FL) 1973-1980, (FXWG) 1980-1983
A-43883-77	43883-77	each AXLE, FRONT WHEEL, **ZINC PLATED** BIG TWIN (FX) 1977-83, SPORT. 1978-1983
A-43883-84	43883-84	each AXLE, FRONT WHEEL, **ZINC PLATED** BIG TWIN 1984-1987, (35MM FORKS)
A-43895-87B	43895-87B	each AXLE, FRONT WHEEL, **ZINC PLATED** BIG TWIN (DYNA)1987-1996, SPORT. 1987-P.
45-0199	* 43937-79	each AXLE, FRONT WHEEL, **ZINC PLATED** BIG TWIN (FLT) 1979-1981
A-43937-82	43937-82	each AXLE, FRONT WHEEL, **ZINC PLATED** BIG TWIN (FLT) 1983-1983
A-47510-58	47510-58	each PIVOT BOLT, REAR FORK SWING ARM, **ZINC PLATED** BIG TWIN 1958-1984
A-47511-52	47511-52	each PIVOT BOLT, REAR FORK SWING ARM, **ZINC PLATED** SPORTSTER 1954-1981

****EASTERN MOTORCYCLE PARTS****

****AXLE SLEEVES****

****BIG TWIN-SPORTSTER****

****FORTY-FIVE****



EASTERN NUMBER

REPLACES OEM


DESCRIPTION

<u>EASTERN NUMBER</u>	<u>REPLACES OEM</u>	<u>DESCRIPTION</u>
A-41600-36	41600-36 each	AXLE SLEEVE, (REAR) **MECHANICAL DRUM** BIG TWIN 1937-1957 **MADE IN U.S.A.**
A-41600-58	41600-58 each	AXLE SLEEVE, (REAR) **HYDRAULIC DRUM** BIG TWIN 1958-1962 **MADE IN U.S.A.**
A-41600-63	41600-63 each	AXLE SLEEVE, (REAR) **HYDRAULIC DRUM** BIG TWIN 1963-1966 **MADE IN U.S.A.**
A-41600-67	41600-67 each	AXLE SLEEVE, (REAR) **HYDRAULIC DRUM** BIG TWIN 1967-1972 **MADE IN U.S.A.**
A-41718-41	41718-41 each	AXLE SLEEVE, (REAR) **MECHANICAL DRUM** FORTY-FIVE 1941-1973 **MADE IN USA*
A-43882-36	43882-36 each	AXLE SLEEVE, (FRONT) **BRAKE SIDE** BIG TWIN 1936-1948 **MADE IN U.S.A.**
A-43882-48	43882-48 each	AXLE SLEEVE, (FRONT) **BRAKE SIDE** BIG TWIN 1949-1966 **MADE IN U.S.A.**
A-43882-67	43882-67 each	AXLE SLEEVE, (FRONT) **BRAKE SIDE** BIG TWIN 1967-1972 **MADE IN U.S.A.**
40-0155	43886-30 each	NUT, FRONT AXLE SLEEVE **BLACK OXIDE** BIG TWIN 1936-1945, V.L. 1930-1936 **MADE IN U.S.A.**

****EASTERN MOTORCYCLE PARTS****

****AXLE SPACERS****

****BIG TWIN/SPORTSTER/FORTY-FIVE****




<u>EASTERN NUMBER</u>	<u>REPLACES OEM</u>	<u>DESCRIPTION</u>
A-40906-82A	40906-82A each	SPACER, REAR WHEEL SEAL, BIG TWIN 1982-1983
A-40910-84B	40910-84B each	AXLE SPACER, REAR, **RIGHT SIDE** (1.270 LONG) **ZINC PLATED** BIG TWIN 1984-'99
A-40930-04	40930-04 each	AXLE SPACER, REAR, **RIGHT SIDE** (1.475 LONG) **ZINC PLATED** SPORT. 2004-2005
A-40930-05	40930-05 each	AXLE SPACER, REAR, **RIGHT SIDE** (1.475 LONG) **ZINC PLATED** SPORT. 2006-P.
A-41591-81	41591-81 each	AXLE SPACER, REAR, **LEFT SIDE** (1.165 LONG) **ZINC PLATED** BIG TWIN 1981-'91
A-41591-90	41591-90 each	AXLE SPACER, REAR, **LEFT SIDE** (1.430 LONG) **ZINC PLATED** BIG TWIN 1991-'96
A-41592-79	41592-79 each	AXLE SPACER, REAR, **LEFT SIDE** (1.200 LONG) **ZINC PLATED** BIG TWIN 1981-'86
A-41593-38	41593-38 each	AXLE SPACER, REAR, **RIGHT OR LEFT SIDE** FORTY-FIVE 1938-1952
A-41594-73	41594-73 each	AXLE SPACER, FRONT**LEFT SIDE** (.645 LONG) **ZINC PLATED** BIG TWIN 1973-'83
J-1-70	41595-36 each	AXLE SPACER, REAR, CHROME DISCONTINUED **USE A-41595-36**
A-41595-00A	41595-00A each	AXLE SPACER, FRONT, **LEFT SIDE** (1.880) **ZINC PLATED** BIG TWIN 2001-PRES.
A-41595-36	41595-36 each	AXLE SPACER, REAR, **LEFT SIDE** (ZINC PLATED) BIG TWIN 1937-1957
A-41595-58	41595-58 each	AXLE SPACER, REAR, **LEFT SIDE** **ZINC PLATED** BIG TWIN 1958-1966
A-41595-67	41595-67 each	AXLE SPACER, REAR, **LEFT SIDE** **ZINC PLATED** BIG TWIN 1967-1972
A-41595-73	41595-73 each	AXLE SPACER, REAR, **LEFT SIDE** (.812 LONG) **ZINC PLATED** BIG TWIN 1973-1986
A-41595-86	41595-86 each	AXLE SPACER, REAR, **LEFT SIDE** (1.225 LONG) **ZINC PLATED** BIG TWIN 1986-'83
J-1-60	* 41596-30 each	AXLE SPACER, REAR, (AXLE SLEEVE) **ZINC** (MECH. BRAKE) BIG TWIN 1937-1957
J-1-67	41596-30 each	AXLE SPACER, REAR, (AXLE SLEEVE) **CHROME** (MECH. BRAKE) BIG TWIN 1937-1957
A-41596-58	41596-58 each	AXLE SPACER, REAR, **LEFT SIDE** (BACKING PLATE) **ZINC** BIG TWIN 1958-1962
A-41596-63	41596-63 each	AXLE SPACER, REAR, **LEFT SIDE** (BACKING PLATE) **ZINC** BIG TWIN 1963-1972
A-41598-35	41598-35 each	AXLE SPACER, REAR, (AXLE SLEEVE) **ZINC PLATED** FORTY-FIVE 1937-1973
A-41598-52	41598-52 each	AXLE SPACER, (COLLAR) REAR, **BLACK OXIDE** SPORTSTER 1952-1973

****EASTERN MOTORCYCLE PARTS****

****AXLE SPACERS****

****BIG TWIN/SPORTSTER/FORTY-FIVE****



<u>EASTERN NUMBER</u>	<u>REPLACES OEM</u>	<u>DESCRIPTION</u>
A-41600-55	41600-55 each	AXLE SPACER, REAR **LEFT SIDE** **ZINC PLATED** SPORTSTER 1952-1978
A-41606-77	41606-77 each	AXLE SPACER, REAR, **LEFT SIDE** (.705 LONG) **ZINC PLATED** SPORT. 1979-1985
A-41606-80	41606-80 each	AXLE SPACER, REAR, **LEFT SIDE** (.800 LONG) **ZINC PLATED** SPORT. 1980-1981
A-41607-83	41607-83 each	AXLE SPACER, FRONT **RIGHT SIDE** (.500 LONG) **ZINC PLATED** BIG TWIN 1980-'83
40-0235	* 43360-97 each	AXLE SPACER, FRONT **LEFT SIDE** (WITH BRONZE WASHER) BIG TWIN 1997-1999
A-43488-77	43488-77 each	AXLE SPACER, FRONT **LEFT SIDE** (.469 LONG) **ZINC PLATED** SPORT. 1974-1985
A-43548-74	43548-74 each	AXLE SPACER, FRONT **LEFT SIDE** (.300 LONG) BIG TWIN 1974-1977, SP. 1974-1977
A-43617-95	43617-95 each	AXLE SPACER, FRONT **LEFT SIDE** (.925 LONG) BIG TWIN 1995-1996, SP. 1995-P.
A-43624-97	43624-97 each	AXLE SPACER, FRONT **RIGHT SIDE** (.925 LONG) **ZINC PLATED** BIG TWIN 1997-P.
A-43654-86A	43654-86A each	AXLE SPACER, REAR, **LEFT SIDE** (.730 LONG) BIG TWIN 1986-1999, SP. 1986-P.
A-43657-89	43657-89 each	AXLE SPACER, FRONT, **RIGHT SIDE** (1.000 LONG) *ZINC PLATED* BIG TWIN 1993-'98
A-43674-95	43674-95 each	AXLE SPACER, FRONT, **LEFT SIDE** (1.430 LONG) **ZINC PLATED** BIG TWIN 1995-96
A-43683-97	43683-97 each	AXLE SPACER, FRONT, **LEFT SIDE** (1.346 LONG) **ZINC PLATED** BIG TWIN 1998-'99
A-44029-88	44029-88 each	AXLE SPACER, FRONT, **RIGHT SIDE** (1.268) **ZINC PLATED** BIG TWIN 1998-1996
A-44029-97	44029-97 each	AXLE SPACER, FRONT, **RIGHT SIDE** (1.196) **ZINC PLATED** BIG TWIN 1998-1996




EASTERN MOTORCYCLE PARTS

REAR FORK SWING ARM

RELATED PARTS

BIG TWIN-SPORTSTER




<u>EASTERN NUMBER</u>	<u>REPLACES OEM</u>		<u>DESCRIPTION</u>
A-9033	9033	each	BEARING, REAR SWING ARM, BIG TWIN 1958-1986
A-9052	9052	each	BEARING, FRONT & REAR WHEELS, **TIMKEN** BIG TWIN 1973-1999, SPORT. 1973-P.
42-0112	* 9208	pair	BEARING, REAR FORK SWING ARM **2-CAM** BIG TWIN 2009-PRESENT
42-0114	* 9209	kit	BEARING KIT, REAR FORK SWING ARM, SPORTSTER 2004-PRESENT
	11282		KIT INCLUDES: (2) 9209 BEARINGS AND (2) 11282 RETAINING RINGS
A-9247	9247	each	BEARING, FRONT & REAR WHEELS, **FLT-ONLY** BIG TWIN 2000-2007
A-9267A	9267A	each	BEARING, FRONT & REAR WHEELS, BIG TWIN 2000-2008, SPORTSTER 2000-2007
A-9270	9270	each	BEARING ONLY, REAR FORK PIVOT **SWING ARM** BIG TWIN 2000-PRESENT
A-9270-KIT	9270/11282	kit	BEARING KIT, REAR FORK PIVOT **SWING ARM** BIG TWIN 2000-PRESENT
			KIT INCLUDES: (2) BEARINGS AND (2) RETAINING RINGS
A-9276	9276	each	BEARING, FRONT & REAR WHEELS, BIG TWIN 2007-PRESENT, SPORTSTER 2007-PRES
A-43283-86	43283-86	pk-10	SPACER, REAR FORK SWING ARM, BIG TWIN 1986-1996
A-47082-81	47082-81	each	BEARING ASSEMBLY, REAR FORK SWING ARM, BIG TWIN 1991-1996, SPORT 1981-1999
A-47082-95	47082-81	each	BEARING **CUP & CONE ONLY** REAR FORK SWING ARM, B/T 1991-1996, SP. 1981-P.
A-47083-81A	* 47083-81A	each	BUSHING, REAR FORK SWING ARM PIVOT BOLT, SPORTSTER 1982-2003
A-47510-58	47510-58	each	PIVOT BOLT, REAR FORK SWING ARM **ZINC PLATED** BIG TWIN 1958-1984
A-47511-52	47511-52	each	PIVOT BOLT, REAR FORK SWING ARM **ZINC PLATED** SPORTSTER 1954-1981
A-47512-52	47512-52	each	NUT, PIVOT BOLT **LEFT SIDE** SPORTSTER 1952-E/1974
A-47512-74	47512-74	each	NUT, PIVOT BOLT **LEFT SIDE** SPORTSTER L/1974-1981
A-47513-58	47513-58	pk-10	LOCK TAB, REAR FORK PIVOT BOLT, BIG TWIN 1958-1984
A-47514-52	47514-52	each	LOCKNUT, REAR FORK SWING ARM **LEFT BEARING** SPORTSTER 1952-E/1974
A-47514-74	47514-74	each	LOCKNUT, REAR FORK SWING ARM **LEFT BEARING** SPORTSTER L//1974-1981
A-47515-52	47515-52	each	LOCKNUT, REAR FORK SWING ARM **RIGHT BEARING** SPORTSTER 1952-E/1974
A-47515-74	47515-74	each	LOCKNUT, REAR FORK SWING ARM **RIGHT BEARING** SPORTSTER L//1974-1981
A-47517-52	47517-52	each	SPACER, PIVOT BOLT **RIGHT SIDE** SPORTSTER 1952-E/1974
A-47517-58	47517-58	pair	SPACER, PIVOT BOLT BEARING, BIG TWIN 1958-1984
A-47517-74	47517-74	each	SPACER, PIVOT BOLT **RIGHT SIDE** SPORTSTER L/1974-1981
A-47518-52	47518-52	pair	SPACER, INNER BEARING, REAR FORK SWING ARM, SPORTSTER 1952-1981
A-47519-52	47519-52	pair	DUST SHIELD, REAR FORK BEARING, SPORTSTER 1952-1981
A-47519-58	47519-58	pk-5	OIL SEAL, REAR FORK SWING ARM, BIG TWIN 1958-1972
A-47519-72	47519-72	pk-5	OIL SEAL, REAR FORK SWING ARM, BIG TWIN 1973-1983, SPORTSTER 1973-1983
A-47519-83A	47519-83A	pk-5	OIL SEAL, REAR FORK SWING ARM, BIG TWIN 1984-1999, SPORTSTER 1984-1999
A-47521-52	47521-52	each	BEARING, **CUP & CONE** REAR FORK SWING ARM, SPORTSTER 1952-E/1974
A-47521-74	47521-74	each	BEARING, **CUP & CONE** REAR FORK SWING ARM, SPORTSTER L/1974-1981
A-47525-52	47525-52	pk-10	LOCK PLATE, BEARING NUT, REAR FORK SWING ARM, SPORTSTER 1952-1981
A-47550-74	47550-74	kit-11	BEARING KIT, REAR FORK, SPORT. 1952-E/1974 KIT INCL: (1) 47512-52, (1) 47514-52, (1) 47515-52, (1) 47517-52, (2) 47518-52, (2) 47519-52, (2) 47521-52, (1) 47525-52
A-47550-97		kit-11	BEARING KIT, REAR FORK, SPORT. L/1974-1981 KIT INCL: (1) 47512-74, (1) 47514-74, (1) 47515-74, (1) 47517-74, (2) 47518-52, (2) 47519-52, (2) 47521-74, (1) 47525-52

****EASTERN MOTORCYCLE PARTS****

****SPROCKETS****

****REAR WHEEL AND RIVETS****



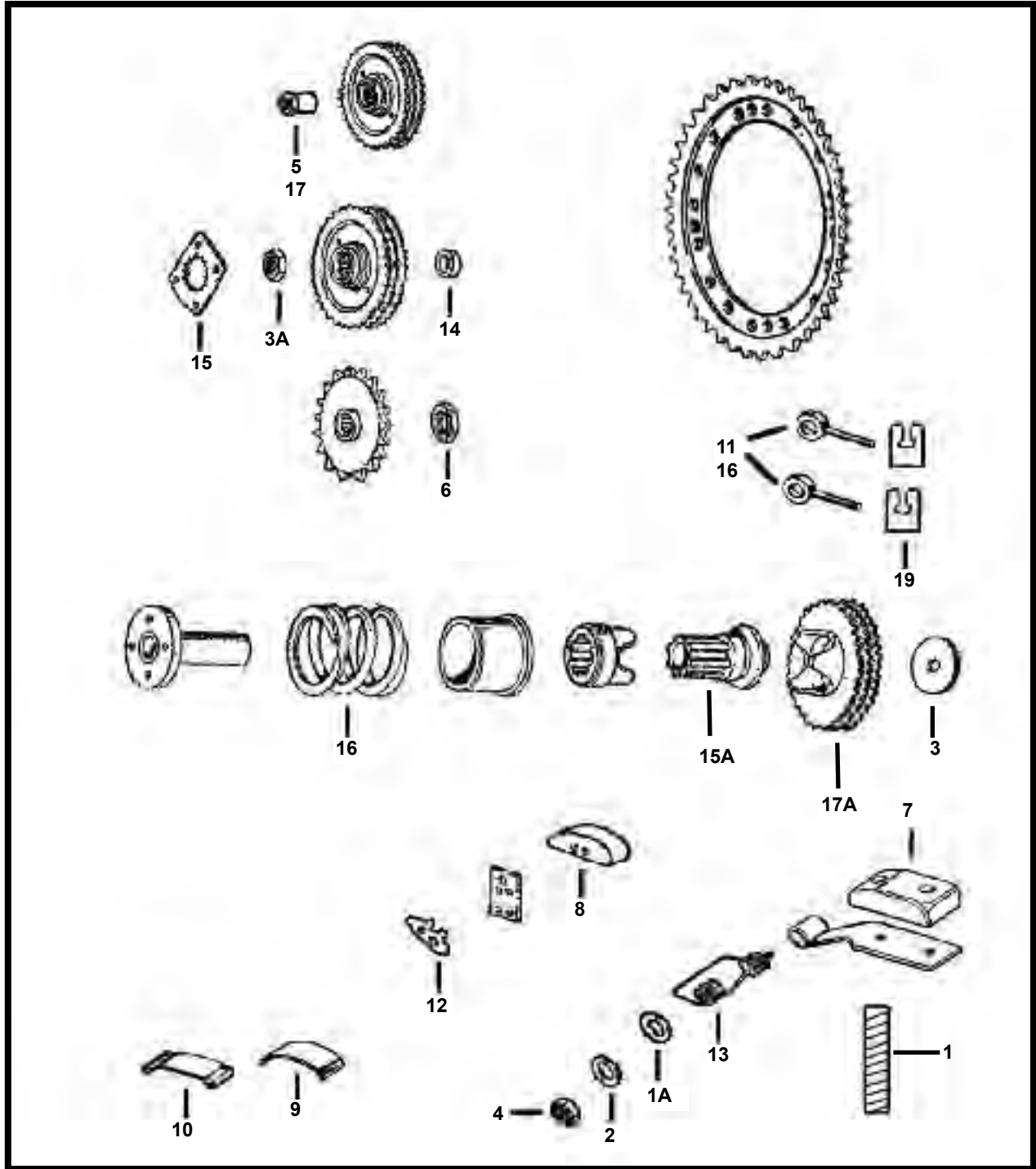
<u>EASTERN NUMBER</u>	<u>REPLACES OEM</u>	<u>DESCRIPTION</u>
A-8485	8485	pk-100 RIVETS, REAR WHEEL SPROCKET, **9/64 X 9/16" LONG** BIG TWIN 1930-1957
J-1-120	8485	set-20 RIVET SET & DOWEL PINS, REAR DRUM, BIG TWIN 1930-1957, SP. 1954-1978
A-8486	8486	pk-100 RIVETS, REAR WHEEL SPROCKET, **1/8 X 19/32" LONG** SPORTSTER 1952-1978
J-1-121	8486	set-20 RIVET SET, REAR WHEEL SPROCKET, **1/8 X 19/32" LONG** SPORTSTER 1952-1978
A-8496	8496	pk-100 RIVETS, REAR WHEEL SPROCKET, **5/32 X 1/2" LONG** FORTY-FIVE 1935-1973
J-1-119	8496	set-20 RIVET SET, REAR WHEEL SPROCKET, **5/32 X 1/2" LONG** FORTY-FIVE 1935-1973
A-8524	8524	pk-100 RIVETS, REAR WHEEL SPROCKET, **3/16 X 5/8" LONG** BIG TWIN 1958-1966
A-8532	8532	pk-100 RIVETS, REAR WHEEL SPROCKET, **3/16 X 1" LONG** BIG TWIN 1967-1972
J-1-122		set-20 RIVET SET, REAR WHEEL SPROCKET, BIG TWIN 1960-1966
J-1-124		set-20 RIVET SET, REAR WHEEL SPROCKET, BIG TWIN 1967-1972
A-40954-81	40954-81	each SPROCKET, REAR WHEEL, **CHROME** (48 TOOTH), BIG TWIN 1982-1985
A-40954-83	40954-83	each SPROCKET, REAR WHEEL, **CHROME** (51 TOOTH), BIG TWIN 1982-1985
J-1-91	41420-30	each DUST SHIELD, REAR WHEEL SPROCKET, BIG TWIN 1937-1957
A-41421-35	41421-35	each DUST SHIELD, REAR WHEEL SPROCKET, FORTY-FIVE 1932-1973
A-41470-30	41470-30	each SPROCKET, REAR BRAKE DRUM, **W/DUST RING/RIVETS** (51 TOOTH), B/T 1930-1957
A-41470-58	41470-58	each SPROCKET, REAR BRAKE DRUM, **WITH RIVETS** (51 TOOTH), BIG TWIN 1958-1961
A-41470-62	41470-62	each SPROCKET, REAR BRAKE DRUM, **WITH RIVETS** (51 TOOTH), BIG TWIN 1962-1966
A-41470-67	41470-67	each SPROCKET, REAR BRAKE DRUM, **WITH RIVETS** (51 TOOTH), BIG TWIN 1967-1972
A-41470-70	41470-70	each SPROCKET, REAR BRAKE DRUM, **WITH RIVETS** (51 TOOTH), SPORTSTER 1957-1977
A-41470-73	41470-73A	each SPROCKET, REAR WHEEL, **CADMIUM** (51 TOOTH), BIG TWIN 1973-1985, SP. 1979-'81
A-41470-73C	41470-78	each SPROCKET, REAR WHEEL, **CHROME** (51 TOOTH), BIG TWIN 1973-1985, SP. 1979-'81
A-41470-78C		each SPROCKET, MAG REAR WHEEL, **CHROME**
A-41470-82	41470-82	each SPROCKET, REAR WHEEL, **CHROME** (48 TOOTH), SPORTSTER 1982-1985
A-41470-86	41470-86	each SPROCKET, REAR WHEEL, **CHROME** (48 TOOTH), SPORTSTER 1986-1992
A-41474-35	* 41474-35	each SPROCKET, REAR WHEEL, **W/DUST RING/RIVETS** (41 TOOTH) FORTY-FIVE 1935-'73
A-41492-90	41492-90	each SPROCKET, REAR WHEEL, **CHROME** (49 TOOTH), SPORTSTER 1986-1992
A-41493-90	41493-90	each SPROCKET, REAR WHEEL, **CHROME** (47 TOOTH), SPORTSTER 1986-1992

****EASTERN MOTORCYCLE PARTS****

****SPROCKET & CHAIN****

****RELATED PARTS****

****BIG TWIN-SPORTSTER****



****CONTINUED NEXT PAGE****

****EASTERN MOTORCYCLE PARTS****

****SPROCKET & CHAIN****

****RELATED PARTS****

****BIG TWIN-SPORTSTER****

DIAGRAM NUMBER	EASTERN NUMBER	REPLACES OEM	DESCRIPTION
1	A-3250	3250	pk-5 ADJUSTING SCREW, PRIMARY CHAIN, SPORTSTER 1971-1990
1A	A-6379W	6379W	pk-25 WASHER **3/8 X 5/8 X 3/64 THICK** (ZINC PLATED)
2	A-6033	6033	pk-25 WASHER **3/8 X 9/16 X 1/16 THICK** (ZINC PLATED)
3	A-6445	6445	each WASHER, COMPENSATING SPROCKET, BIG TWIN 2006-2010
3A	A-7652	7652	pk-10 NUT, **3/4-16 THREAD** SPORTSTER 1991-PRESENT
4	35-0532	7775	pk-10 NYLOCK NUT, **3/8-24 THREAD** BIG TWIN-SPORTSTER
5	A-24003-30	24003-30	each NUT, SPROCKET SHAFT, BIG TWIN 1930-1954
	A-24003-55	24003-55	each NUT, SPROCKET SHAFT, BIG TWIN 1955-1971
6	A-35211-36	35211-36	each NUT, SPROCKET SHAFT, BIG TWIN 1936-1984, SPORT. 1990-ONLY
	A-35211-91	35211-91	each NUT, SPROCKET SHAFT, SPORTSTER 1991-PRESENT
7	A-39966-80	39966-80	each PAD, FRONT CHAIN ADJUSTER, SPORTSTER 1977-1990
8	O-6-019	39976-65B	each CHAIN TENSIONER PAD (NYLON) BIG TWIN 1965-2006
9	O-6-021	39978-58	pk-5 NYLON LINING, CHAIN ADJUSTER, SPORTSTER 1958-1978
10	O-6-021A	39979-58A	pk-5 RETAINER, FRONT CHAIN ADJUSTMENT, SPORTSTER 1958-1978
11	M-4-644	39985-52	pair CHAIN ADJUSTERS (REAR FORK) **CHROME** SPORTSTER 1954-'78
12	A-39996-65	39996-65	pk-10 LOCK TAB, CHAIN TENSIONER PLATE, BIG TWIN 1965-2000
13	A-40019-80A	40019-80A	pk-5 SPRING, FRONT CHAIN TENSIONER, SPORTSTER 1977-1985
	A-40019-86A	40019-86A	pk-5 SPRING, FRONT CHAIN TENSIONER, SPORTSTER 1986-1990
14	A-40240-89	40240-89	each SPACER, ENGINE SPROCKET, SPORTSTER 1991-2004
15	A-40251-92	40251-92	each LOCK PLATE, BIG TWIN 1992-2006, SPORTSTER 1992-PRESENT
15A *	A-40297-06	40297-06	each EXTENSION, SPROCKET SHAFT, BIG TWIN 2006-PRESENT
16	A-40302-55A	40302-55A	each SPRING, COMPENSATING SPROCKET, BIG TWIN 1955-1970, SPRING, COMPENSATING SPROCKET, SPORTSTER 1957-1976
17	A-40387-70	40387-70	each ENGINE NUT, SPROCKET SHAFT, SPORTSTER 1970-1990
	A-40392-70	40392-70	each ENGINE NUT, SPROCKET SHAFT, BIG TWIN 1970-1990
17A *	A-40333-06	40333-06	each COMPENSATOR SPROCKET SLID & CAM, BIG TWIN 2006-PRESENT
18	M-4-646	41570-77	pair CHAIN ADJUSTERS (REAR FORK) **CHROME** BIG TWIN 1973-1984, CHAIN ADJUSTERS (REAR FORK) **CHROME** SPORTSTER 1979-P.
	M-4-655	41573-84	pair CHAIN ADJUSTERS W/ END COVER **CADMIUM** BIG TWIN 1984-'96
	M-4-645	41576-36	pair CHAIN ADJUSTERS (REAR FORK) **CHROME** BIG TWIN 1936-1972
	M-4-658	41583-84	pair CHAIN ADJUSTERS W/ END COVER **CAD** BIG TWIN 1986-ONLY
19	M-4-648	47554-73	pair END COVERS, CHAIN ADJUSTERS **CHROME** BIG TWIN 1973-1984 END COVERS, CHAIN ADJUSTERS **CHROME** SPORTSTER 1979-04



A-40333-06



A-40297-06

****SEE PAGE 275, 276 FOR COMPLETE LIST OF MOTOR****
****& COUNTERSHAFT SPROCKETS****



****SEE PAGE 325 FOR COMPLETE LIST OF****
****REAR WHEEL SPROCKETS****

****EASTERN MOTORCYCLE PARTS****

****WHEEL HUB PARTS****

****FRONT AND REAR WHEEL****

****BIG TWIN-SPORTSTER****



EASTERN NUMBER	REPLACES OEM		DESCRIPTION
A-9247	9247	each	BEARING, FRONT & REAR WHEELS, **FLT-ONLY** BIG TWIN 2000-2007
A-9267A	9267A	each	BEARING, FRONT & REAR WHEELS, BIG TWIN 2000-2008, SPORTSTER 2000-2007
A-9270	9270	each	BEARING ONLY, REAR FORK PIVOT **SWING ARM** BIG TWIN 2000-PRESENT
A-9270-KIT	9270/11282	kit	BEARING KIT, REAR FORK PIVOT **SWING ARM** BIG TWIN 2000-PRESENT KIT INCLUDES: (2) BEARINGS AND (2) RETAINING RINGS
A-9276	9276	each	BEARING, FRONT & REAR WHEELS, BIG TWIN 2007-PRESENT, SPORTSTER 2007-PRES

****CONTINUED NEXT PAGE****

5120 HILDA ROAD* BLACKVILLE, S.C. 29817* 803-284-3304

****EASTERN MOTORCYCLE PARTS****

****WHEEL HUB PARTS****

****FRONT AND REAR WHEEL****

****BIG TWIN-SPORTSTER****

EASTERN NUMBER	REPLACES OEM	DESCRIPTION
A-41195-52	41195-52	pk-5 SPACER, WHEEL HUB BEARING, **RIGHT SIDE** SPORTSTER 1952-1962
A-41195-63	* 41195-63	pk-10 SPACER/WASHER, REAR WHEEL HUB BEARING, SPORTSTER 1963-1978
A-41196-55	41196-55	each SPACER, WHEEL HUB BEARING, BIG TWIN 1967-1972, SPORTSTER 1955-1977
A-41196-73	41196-73	each SPACER, OUTER BEARING, RIGHT SIDE, (REAR) BIG TWIN 1973-E/1983, SP. 1979-1987
A-41196-83	41196-83	each SPACER, OUTER WHEEL BEARING, RIGHT SIDE, (REAR) BIG TWIN L/1983-1986
A-41201-55	41201-55	each LOCKNUT, WHEEL HUB BEARING, **RIGHT HAND THREAD** SPORTSTER 1955-1978
A-41202-79	41202-79	each SPACER, OUTER WHEEL BEARING, LEFT SIDE, SPORTSTER 1979-1981
A-41203-79	41203-79	each SPACER, OUTER WHEEL BEARING, RIGHT SIDE, SPORTSTER 1979-ONLY
A-41205-52	41205-52	pk-10 WASHER, WHEEL BEARING, LEFT SIDE, SPORTSTER 1952-1978
42-0103	* 41207-79	each SPACER, OUTER BEARING, RIGHT SIDE, (REAR) BIG TWIN 1973-E/1983, SP. 1979-1987
A-41210-55	41210-55	pk-5 OIL SEAL, REAR WHEEL BEARING, BIG TWIN 1967-1972, SPORTSTER 1955-1978
A-41814-76	41814-76	each SPACER, FRONT BRAKE ROTOR **PLAIN STEEL** BIG TWIN 1972-1978
A-43290-82	43290-82	pk-10 SPACER/WHEEL SHIM, FRONT & REAR WHEELS (.032) BIG TWIN 1983-1999
A-43290-91		pk-10 SPACER/WHEEL SHIM, FRONT & REAR WHEELS (.028) BIG TWIN 1983-1999
A-43291-82	43291-82	pk-10 SPACER/WHEEL SHIM, FRONT & REAR WHEELS (.016) BIG TWIN 1983-1999
A-43292-82	43292-82	pk-10 SPACER/WHEEL SHIM, FRONT & REAR WHEELS (.008) BIG TWIN 1983-1999
A-43293-82	43293-82	pk-10 SPACER/WHEEL SHIM, FRONT & REAR WHEELS (.004) BIG TWIN 1983-1999
A-43294-82	43294-82	pk-10 SPACER/WHEEL SHIM, FRONT & REAR WHEELS (.002) BIG TWIN 1983-1999
A-43295-SET		set-6 SPACER/WHEEL SHIMS, FRONT & REAR WHEELS (.002-.032) BIG TWIN 1983-1999 SET INCLUDES: (1ea) 43290-82, 43290-91, 43291-82, 43292-82, 43293-82, 43294-82
42-0107	* 43359-84	each PLATE, FRONT WHEEL HUB **SILVER** BIG TWIN 1984-1995
A-43542-67	43542-67	each LOCKNUT, WHEEL HUB BEARING, **LEFT HAND THREAD** BIG TWIN 1967-1972
A-43550-35	43550-35	each BEARING RACE, INNER WHEEL HUBS (FRONT & REAR) BIG TWIN 1936-1966
A-43552-39	43552-39	pk-5 THRUST WASHERS, SMALL RETAINER, **STAR HUB** BIG TWIN 1939-1966
42-0108	* 43554-35	pk-10 RETAINING RING, STEEL RETAINER **STAR HUB** BIG TWIN 1937-1966
A-43558-39	43558-39	pk-5 THRUST WASHER, LARGE RETAINER, **STAR HUB** BIG TWIN 1939-1966
A-43559-73	43559-73	pk-10 WASHER, WHEEL HUB BEARING SPACER (.047 THICK) B/T 1973-1984, SP. 1979-1981
A-43560-35	43560-35	pk-10 SHIMS, STAR HUB (.007 THICK) BIG TWIN 1936-1966
A-43560-35A	43560-35	pk-10 SHIMS, STAR HUB (.002 THICK) BIG TWIN 1936-1966
A-43560-80	43560-80	pk-10 SHIMS, STAR HUB (.015 THICK) BIG TWIN 1936-1966
A-43563-35	43563-35	pk-5 THRUST WASHERS, OUTER WHEEL HUB, BIG TWIN 1937-1966
A-43564-35	43564-35	pk-10 RETAINER, WHEEL HUB, **STAR HUB** BIG TWIN 1937-1966
M-4-633	43566-35	each STAR COVER, WHEEL HUB **CHROME** BIG TWIN 1936-1966
L-3-980	43570-35	pk-10 CORK WASHER, STAR HUB (SMALL) BIG TWIN 1935-1966
L-3-981	43571-35	pk-10 CORK WASHER, STAR HUB (LARGE) BIG TWIN 1935-1966
M-4-848	43570-35	kit GASKET AND CORK KIT, **FRONT & REAR WHEELS** BIG TWIN 1936-1966 KIT INCLUDES: (1) 43570-35, (1) 43571-35, (1) 43576-36
A-43574-55	43574-55	each THRUST WASHERS, INNER WHEEL HUB, (W/GREASE FITTING) BIG TWIN 1937-1966
L-3-982	43576-35	pk-10 GASKETS, STAR HUB WHEEL COVER, BIG TWIN 1935-1966
A-43577-67	43577-67	each BEARING, WHEEL HUB, BIG TWIN 1967-1972
A-43578-35	43578-35	each ROLLER RETAINER, FRONT & REAR WHEELS, BIG TWIN 1936-1966
A-43650-82	43650-82	pk-5 SPACER, WHEEL HUB, RIGHT SIDE, BIG TWIN 1982-1999

****WHEEL HUB BEARINGS FOR PART NUMBER 43550-35****


A-9220-26	9220	pk-26 BEARINGS, WHEEL HUBS (STD) BIG TWIN 1936-1966
A-9221-26	9221	pk-26 BEARINGS, WHEEL HUBS (.0002) BIG TWIN 1936-1966
A-9222-26	9222	pk-26 BEARINGS, WHEEL HUBS (.0004) BIG TWIN 1936-1966
A-9223-26	9223	pk-26 BEARINGS, WHEEL HUBS (.0006) BIG TWIN 1936-1966
A-9224-26	9224	pk-26 BEARINGS, WHEEL HUBS (.0008) BIG TWIN 1936-1966
A-9225-26	9225	pk-26 BEARINGS, WHEEL HUBS (.001) BIG TWIN 1936-1966
A-9226-26	9226	pk-26 BEARINGS, WHEEL HUBS (.002) BIG TWIN 1936-1966

****EASTERN MOTORCYCLE PARTS****

****SPACERS****

****INNER WHEEL HUB****

****WITH & WITHOUT FLANGES****




<u>EASTERN NUMBER</u>	<u>REPLACES</u>	<u>DESCRIPTION</u>
A-41349-07	* 41349-07 each	SPACER, INNER WHEEL HUB, (5.150) **WITHOUT FLANGE** BIG TWIN 2007-PRESENT
A-41858-08	* 41858-08 each	SPACER, INNER WHEEL HUB, (5.870) **WITHOUT FLANGE** SPORTSTER 2008-PRES.
A-41900-08	* 41900-08 each	SPACER, INNER WHEEL HUB, (5.235) **WITHOUT FLANGE** BIG TWIN 2008-PRESENT
A-43469-77	43469-77 each	SPACER, INNER WHEEL HUB, (FRONT) **WITHOUT FLANGE** SPORTSTER 1978-ONLY
A-43517-00	* 43517-00 each	SPACER, INNER WHEEL HUB, (4.810) **WITHOUT FLANGE** B/T 2000-P., SP. 2005-P.
A-43549-67	43549-67 each	SPACER, WHEEL HUB, (F&R WHEEL, 3.360) WITHOUT FLANGE** BIG TWIN 1967-1972
A-43601-78A	43601-78A each	SPACER, WHEEL HUB, (ORANGE, 4.420) **WITH FLANGE** B/T 1973-1993, SP. 1982-'93
A-43602-78A	43602-78A each	SPACER, WHEEL HUB, (YELLOW, 4.434) **WITH FLANGE** B/T 1973-1993, SP. 1982-'93
A-43603-78A	43603-78A each	SPACER, WHEEL HUB, (WHITE, 4.448) **WITH FLANGE** B/T 1973-1993, SP. 1992-1993
A-43604-78	43604-78 each	SPACER, WHEEL HUB, (ORANGE, 4.420) *WITHOUT FLANGE* B/T 1973-91, SP. 1982-91
A-43605-78	43605-78 each	SPACER, WHEEL HUB, (YELLOW, 4.434) *WITHOUT FLANGE* B/T 1973-91, SP. 1982-91
A-43606-78	43606-78 each	SPACER, WHEEL HUB, (WHITE, 4.448) *WITHOUT FLANGE* B/T 1973-91, SP. 1982-91
A-43608-00	43608-00 each	SPACER, WHEEL HUB, (ORANGE, 4.810) *WITHOUT FLANGE* B/T 2000-08, SP 2000-04
A-43608-82	43608-82 each	SPACER, WHEEL HUB, (GR-YELLOW, 4.306) **WITHOUT FLANGE** BIG TWIN 1982-P.
A-43612-92	43612-92 each	SPACER, WHEEL HUB, (FRONT, 4.122) **WITHOUT FLANGE** BIG TWIN 1992-1996
40-0210	* 43613-00 each	SPACER, WHEEL HUB, (3.040) **WITHOUT FLANGE** SPORTSTER 2001-2007
A-43613-92	43613-92 each	SPACER, WHEEL HUB, (FRONT, 2.424) **WITHOUT FLANGE** B/T 1991-96, SP. 1992-07
40-0215	43620-78 each	SPACER, WHEEL HUB, (RED, 3.937) **WITHOUT FLANGE** SPORTSTER 1979-1981
40-0225	43621-78 each	SPACER, WHEEL HUB, (GREEN, 3.951) **WITHOUT FLANGE** SPORTSTER 1979-1981
40-0200	* 43622-78 each	SPACER, WHEEL HUB, (BLUE, 3.923) **WITHOUT FLANGE** SPORTSTER 1979-1981
A-43623-78	43623-78 each	SPACER, WHEEL HUB, (VIOLET, 2.564) **WITHOUT FLANGE** B/T 1978-'85, SP. 1979-'92
A-43624-78	43624-78 each	SPACER, WHEEL HUB, (PINK, 2.550) **WITHOUT FLANGE** B/T 1978-1985, SP.1979-'92
A-43625-78	43625-78 each	SPACER, WHEEL HUB, (GOLD, 2.536) **WITHOUT FLANGE** B/T 1978-'85, SP. 1979-'92

****EASTERN MOTORCYCLE PARTS****

****SPACERS****

****INNER WHEEL HUB****


****WITH & WITHOUT FLANGES****



<u>EASTERN NUMBER</u>	<u>REPLACES OEM</u>	<u>DESCRIPTION</u>
A-43630-79	* 43630-79 each	SPACER, WHEEL HUB, (RED, 3.937) **WITH FLANGE** SPORTSTER 1979-1981
A-43631-79	* 43631-79 each	SPACER, WHEEL HUB, (GREEN, 3.950) **WITH FLANGE** SPORTSTER 1979-1981
A-43632-79	* 43632-79 each	SPACER, WHEEL HUB, (BLUE, 3.923) **WITH FLANGE** SPORTSTER 1979-1981
A-43633-74	43633-74 each	SPACER, WHEEL HUB, (RED-WHITE, 2.162) **WITHOUT FLANGE** B/T '73-'84, SP.'73-'78
A-43634-74	43634-74 each	SPACER, WHEEL HUB, (GRE-ORAN, 2.177) **WITHOUT FLANGE** B/T '73-'84, SP.'73-'78
40-0220	43634-92 each	SPACER, WHEEL HUB, (INNER 3.810) **WITH FLANGE**
A-43635-74	43635-74 each	SPACER, WHEEL HUB, (GOLD-VIOL, 2.148) **WITHOUT FLANGE** B/T '73-'84, SP.'73-'78
A-43635-92	43635-92 each	SPACER, WHEEL HUB, (INNER 3.810) **WITHOUT FLANGE**
A-43637-89	43637-89 each	SPACER, WHEEL HUB, (YELL-BLUE, 4.248) **WITHOUT FLANGE** BIG TWIN 1989-1992
A-43638-89	43638-89 each	SPACER, WHEEL HUB, (RED-BLUE, 4.234) **WITHOUT FLANGE** BIG TWIN 1989-1992
A-43658-89	43658-89 each	SPACER, WHEEL HUB, (WHITE-BLUE, 4.262) **WITHOUT FLANGE** BIG TWIN 1989-1992
40-0230	* 43668-82 each	SPACER, WHEEL HUB, (INNER 4.306) **WITH FLANGE** B/T 1987-1997, SP. 1992-1999
A-43740-64	43740-64 each	SPACER, WHEEL HUB, **WITH FLANGE** SPORTSTER 1952-1972
A-43745-73	43745-73 each	SPACER, WHEEL HUB, (2.166) **WITHOUT FLANGE** SPORTSTER 1973-1978
A-43905-08	* 43905-08 each	SPACER, INNER WHEEL HUB, (5.250) **WITHOUT FLANGE** B/T 2008-P., SP.2008-PRES.
A-43906-08	* 43906-08 each	SPACER, INNER WHEEL HUB, (3.280) **WITHOUT FLANGE** B/T 2008-P., SP.2008-PRES.

****REAR SHOCKS****

- * **SHOCK COVERS**
- * **NUTS**
- * **SHOCK STUDS**
- * **SHOCK WASHERS**



****EASTERN MOTORCYCLE PARTS****

****REAR SHOCKS****

****AND COVERS****

****BIG TWIN-SPORTSTER****



EASTERN NUMBER

REPLACES OEM

DESCRIPTION

K-2-928	54500-58	pair	REAR SHOCKS, **13-1/2" LONG**(WITHOUT COVERS) **CHROME** BIG TWIN 1958-1972
K-2-932	54500-73	pair	REAR SHOCKS, **12" LONG**(WITHOUT COVERS) **CHROME** BIG TWIN 1973-1986
K-2-937	54543-65	pk-10	WASHER CUPS, SHOCK ABSORBER **3/8 ID, CHROME** B/T 1965-1972, SP. 1965-1974
K-2-938	54545-65	pk-10	WASHER CUPS, SHOCK ABSORBER **1/2 ID, CHROME** B/T 1965-1972, SP. 1965-1974
K-2-940	54544-65	pk-10	WASHER CUPS, SHOCK ABSORBER **5/8 ID, CHROME** B/T 1965-1972, SP. 1965-1974
K-2-925	54704-52	pair	SHOCK ABSORBER TOP COVERS, **CHROME** BIG TWIN 1958-1964, SP. 1952-1964
	54705-52		
K-2-920	54704-65T	pair	SHOCK STUD COVERS, (SHORT) **CHROME** BIG TWIN 1970-1984, SPORT. 1965-1974
K-2-922	54704-75	pair	SHOCK STUD COVERS, (LONG) **CHROME** BIG TWIN 1965-1970, SPORT. 1975-1978
44-0510	* 85210-42A	pk-4	RUBBER BUSHINGS, REAR SHOCKS, **SPLIT/HALFS** B/T 1958-1972, SP. 1954-1974
A-85210-42A	85210-42A	pk-10	RUBBER BUSHINGS, REAR SHOCKS, **1-PIECE** BIG TWIN 1958-1972, SP. 1954-1974

****EASTERN MOTORCYCLE PARTS****

****SHOCK STUDS****

****WASHERS AND NUTS****

****BIG TWIN-SPORTSTER****

****MASTER LISTING****



EASTERN NUMBER

REPLACES OEM

DESCRIPTION

<u>EASTERN NUMBER</u>	<u>REPLACES OEM</u>	<u>DESCRIPTION</u>
35-0532	7775 pk-10	NYLOCK NUT, **CADMIUM PLATED** (3/8 X24 THREAD) BIG TWIN-SPORTSTER
35-0558	7993 pk-10	NYLOCK NUT, **CADMIUM PLATED** (5/8 X18 THREAD) BIG TWIN-SPORTSTER
32-0333	54515-56B each	SHOCK STUD, (UPPER) **ZINC PLATED** SPORTSTER 1956-1974 **MADE IN U.S.A.**
32-0336	54515-58A each	SHOCK STUD, (UPPER) **ZINC PLATED** BIG TWIN 1958-1966 **MADE IN U.S.A.**
32-0344	54515-67 each	SHOCK STUD, (UPPER) **ZINC PLATED** BIG TWIN 1967-1972 **MADE IN U.S.A.**
32-0348	54515-73 each	SHOCK STUD, (UPPER) **ZINC PLATED** BIG TWIN 1973-1986 **MADE IN U.S.A.**
32-0352	54515-75 each	SHOCK STUD, (UPPER) **ZINC PLATED** SPORTSTER 1975-1978 **MADE IN U.S.A.**
32-0358	54516-72 each	SHOCK STUD, (LOWER) **ZINC PLATED** SPORTSTER 1956-1974 **MADE IN U.S.A.**
32-0364	54516-75 each	SHOCK STUD, (LOWER) **ZINC PLATED** SPORTSTER 1975-1978 **MADE IN U.S.A.**
32-0368	54517-58 each	SHOCK STUD, (LOWER) **ZINC PLATED** BIG TWIN 1958-1965 **MADE IN U.S.A.**
32-0339	54517-65 each	SHOCK STUD, (LOWER) **ZINC PLATED** BIG TWIN 1965-1967 **MADE IN U.S.A.**
32-0372	54517-67 each	SHOCK STUD, (LOWER) **ZINC PLATED** BIG TWIN 1967-1972 **MADE IN U.S.A.**
K-2-937	54543-65 pk-10	WASHER, **CUP STYLE** (3/8 I.D.) **CHROME** BIG TWIN 1965-1972, SPORT 1965-1974
K-2-940	54544-65 pk-10	WASHER, **CUP STYLE** (5/8 I.D.) **CHROME** BIG TWIN 1965-1972, SPORT 1965-1974
K-2-938	54545-65 pk-10	WASHER, **CUP STYLE** (1/2 I.D.) **CHROME** BIG TWIN 1965-1972, SPORT 1965-1974

****BRAKES****

****CABLES****

****BRAKE HOSES****



- 
- * BACKING PLATES
 - * BOLTS
 - * BRAKE CALIPER RELATED PARTS
 - * BRAKE DRUMS
 - * BRAKE HOSES
 - * BRAKE LINES (STEEL)
 - * BRAKE PEDALS
 - * BRAKE PEDAL KITS
 - * BRAKE SHOES AND PADS
 - * CABLES: BRAKE, CLUTCH, SPEEDOMETER, TACHOMETER, THROTTLE, IDLER
 - * CLEVIS PINS
 - * BRAKE RODS
 - * BRAKE LEVERS
 - * LUG BOLTS
 - * MASTER CYLINDERS AND RELATED PARTS
 - * MASTER CYLINDER REPAIR PARTS
 - * RUBBERS
 - * WHEEL CYLINDERS

****EASTERN MOTORCYCLE PARTS****

****FRONT AND REAR BRAKE****

****RELATED PARTS****

****BIG TWIN-SPORTSTER****




****CONTINUED NEXT PAGE****

****EASTERN MOTORCYCLE PARTS****

****FRONT AND REAR BRAKE****

****RELATED PARTS****

****BIG TWIN-SPORTSTER****



EASTERN NUMBER

REPLACES OEM

DESCRIPTION

<u>EASTERN NUMBER</u>	<u>REPLACES OEM</u>	<u>DESCRIPTION</u>
A-3680	3680 pk-5	BOLTS ONLY, DISC BRAKE ROTOR **CADMIUM** SPORTSTER 1978-1981
K-2-787	36954-62 each	RUBBER, BRAKE PEDAL, BIG TWIN 1936/LATER
K-2-790	36956-65A each	BRAKE PEDAL AND RUBBER PAD, BIG TWIN 1965-1979
A-41191-74	41191-74 pk-5	BOLTS ONLY, FRONT SINGLE DISC ROTOR, **CADMIUM** B/T 1974-1977, SP. 1974-1977
A-41198-73	41198-73 pk-5	BOLTS ONLY, DISC BRAKE ROTOR **CADMIUM** BIG TWIN 1973-1991
A-41198-73C	41198-73 pk-5	BOLT AND NUT KIT, DISC BRAKE ROTOR **CHROME** BIG TWIN 1973-1991
J-1-90	41401-37 each	BRAKE DRUM, (MECHANICAL) **CHROME** BIG TWIN 1936-1957
J-1-465	41401-52 each	BRAKE DRUM, (MECHANICAL) **CHROME** SPORTSTER 1952-1978
J-1-90B	41401-58 each	BRAKE DRUM, (HYDRAULIC) **CHROME** BIG TWIN 1958-1962
J-1-91	41420-30 each	DUST SHIELD, REAR BRAKE DRUM, **MECHANICAL** BIG TWIN 1936-1957
A-41421-35	41421-35 each	DUST SHIELD, REAR BRAKE DRUM, FORTY-FIVE 1932-1973
J-1-118	41425-37 pk-5	DOWEL PINS, REAR BRAKE DRUM, BIG TWIN 1936-1972
J-1-74	41671-37 each	BRAKE CAM, BACKING PLATE/BRAKE SHOES, **MECHANICAL** BIG TWIN 1936-1957
A-41685-37	41685-37 each	BUSHING, BACKING PLATE (STEEL) BIG TWIN 1937-1957
A-41685-88	41685-37 each	BUSHING, BACKING PLATE (STEEL) **0.015 O/S** BIG TWIN 1937-1957
A-41691-31	41691-31 pk-5	WASHER, BACKING PLATE CAM **BRONZE** BIG TWIN 1937-1957
A-41814-76	41814-76 each	SPACER, FRONT BRAKE ROTOR **PLAIN STEEL** BIG TWIN 1972-1978
J-1-75	41870-38 each	PIVOT STUD & CUPS, BACKING PLATE, (MECHANICAL) BIG TWIN 1936-1957
	41872-38	
	41875-38	
A-41925-52	41925-52A each	LEVER, BRAKE CAM, (MECHANICAL) SPORTSTER 1954-1978
J-1-78	41929-36 each	REAR BRAKE LEVER, (MECHANICAL) **CHROME** BIG TWIN 1936-1957

****CONTINUED NEXT PAGE****

5120 HILDA ROAD* BLACKVILLE, S.C. 29817* 803-284-3304

Pg 339

****EASTERN MOTORCYCLE PARTS****

****FRONT AND REAR BRAKE****

****RELATED PARTS****

****BIG TWIN-SPORTSTER****

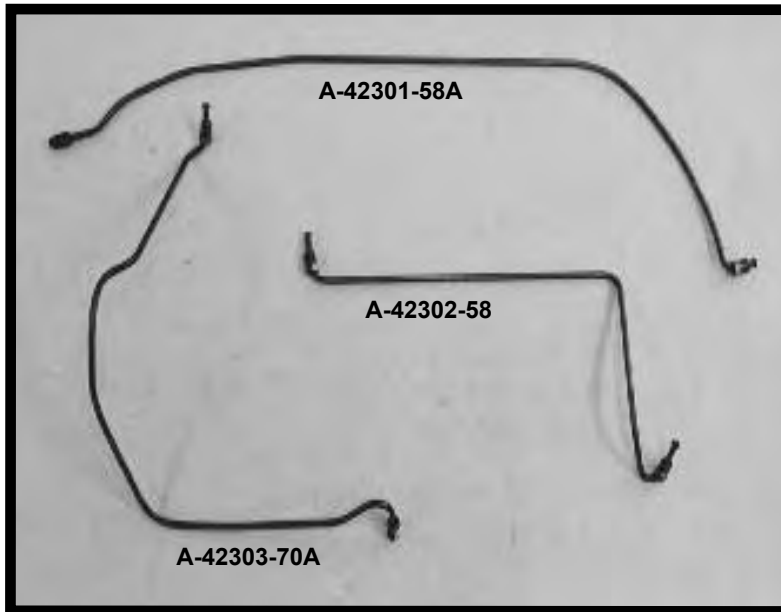
<u>EASTERN NUMBER</u>	<u>REPLACES OEM</u>		<u>DESCRIPTION</u>
A-42252-52	42252-52	each	BRAKE ROD, REAR 22-5/16" LONG, (MECHANICAL) SPORTSTER 1952-1966
A-42253-67	42253-67	each	BRAKE ROD, REAR 23-7/8" LONG, (MECHANICAL) SPORTSTER 1967-1974
J-1-77	42257-36	each	BRAKE ROD, REAR 23" LONG, (MECHANICAL) (CHROME) BIG TWIN 1936-1957
A-42264-52	42264-52	each	NUT, REAR BRAKE ROD, **CHROME** SPORTSTER 1954-1978
J-1-84	42269-30	pk-10	CLEVIS PINS, WITH WASHERS & COTTER PINS, BIG TWIN 1935-1957, SP. 1954-1974
J-1-84A	42269-70	pk-10	CLEVIS PINS, WITH WASHERS & COTTER PINS, BIG TWIN 1970-1996, SP. 1975-1978
J-1-82	42273-30	each	CLEVIS, REAR BRAKE ROD, (LONG) **CHROME** BIG TWIN 1936-1957
A-42308-78	42308-78	each	BRAKE LINE TEE, (FRONT) **CHROME** BIG TWIN E/1978-1979. SPORTSTER E/1978-'79
A-42309-70	42309-70	each	BRAKE LINE TEE, (REAR) **CHROME** BIG TWIN 1970-1984
A-42318-72	42318-72	each	BRAKE LINE TEE (F&R) **CHROME** BIG TWIN 1972-1986, SPORTSTER 1980-1985
J-1-83	42333-30	pair	CLEVIS, FRONT BRAKE ROD **CHROME** (SHORT) BIG TWIN 1936-1957
J-1-51	42402-73A	each	BRAKE PEDAL, **CHROME** BIG TWIN 1970-1984
K-2-425	42410-52	each	BRAKE LEVER PEDAL, **CHROME** SPORTSTER 1954-1974
J-1-52	42411-70	each	BRAKE PEDAL STOP PLATE, **CHROME** BIG TWIN 1970-1984
A-42426-58	42426-58	each	SPRINGS, BRAKE PEDAL RETURN, **ZINC PLATED** SPORTSTER 1958-1969
J-1-88	42480-36	each	BACKING PLATE, **CHROME** BIG TWIN 1937-1957
J-1-48	42480-59	each	BACKING PLATE, BRAKE PEDAL, (HYDRAULIC) **CHROME** BIG TWIN 1958-1969
J-1-50	42480-73	each	BACKING PLATE, BRAKE PEDAL, **CHROME** BIG TWIN 1970-1984
K-2-792	42532-82	each	RUBBER PAD WITH STUD, **FOR BRAKE PEDAL** BIG TWIN 1983-1999
J-1-73	42550-31	each	CROSS OVER SHAFT, MECHANICAL BRAKE, BIG TWIN 1936-1957
J-1-115	43530-35A	pk-5	LUG BOLT SET, REAR BRAKE DRUMS, **BLACK OXIDE** BIG TWIN 1936-1972
J-1-115C	43530-35D	pk-5	LUG BOLT SET, REAR BRAKE DRUMS, **CHROME** BIG TWIN 1936-1972
A-43567-79	43567-79	pk-5	BOLTS ONLY, DISC BRAKE ROTOR **CADMIUM** BIG TWIN 1981-PRES., SPORT. 1979-P.
A-44310-77	44310-77	each	BRAKE LINE TEE, (FRONT) **CHROME** BIG TWIN 1977-1982, SPORTSTER 1977-1981
A-44311-80	44311-80	each	BRAKE LINE TEE, (FRONT) **CHROME** BIG TWIN 1980-1982, SPORTSTER 1980-1982
A-44448-48	44448-48	each	PIVOT STUD, FRONT BRAKE DRUM, BIG TWIN 1949-1971
J-1-75A	44475-35	each	LOCK PLATE FOR PIVOT STUD, **CHROME** BIG TWIN 1936-1957
Y-21-425	45159-50	each	ADJUSTING SCREW, FRONT BRAKE CABLE **CHROME** B/T 1949-1972, SP. 1952-1972
A-45162-41	45162-41	each	ADJUSTMENT SCREW, FRONT BRAKE, **BLACK** BIG TWIN 1941-1948, F/F 1949-1952
A-45172-28	45172-28	each	CLEVIS, FRONT BRAKE, **BLACK** BIG TWIN 1928-1948, FORTY-FIVE 1949-1952
Y-21-428	45200-60	each	BRAKE TUBE, FRONT BRAKE CABLE, **CHROME** BIG TWIN 1960-1972
Y-21-431	45203-52	each	BRAKE TUBE, FRONT BRAKE CABLE, **CHROME** SPORTSTER 1952-1972
A-83566-51	83566-51	each	BRAKE LINE TEE, (REAR) **CHROME** BIG TWIN 1958-1969, SERVI-CAR 1951-1954
J-1-495		each	COVER, BRAKE DRUM **FIT ON BRAKE DRUM 1-465** (CHROME) SPORTSTER 1954-'78
J-1-15		each	BRAKE PEDAL KIT, (CHROME) BIG TWIN 1958-1969
J-1-16		each	BRAKE PEDAL KIT, (CHROME) BIG TWIN 1970-1978
J-1-17		each	BRAKE PEDAL KIT, (CHROME) BIG TWIN 1979-1984
K-2-411		each	COVER, FRONT DISC ROTOR, **CHROME** BIG TWIN 1972-PRESENT
J-1-105		kit	BACKING PLATE KIT, CAM, BUSHING AND WASHER, BIG TWIN 1937-1957 KIT INCLUDES: (1ea) 1-74, 41685-37, 41691-31

****EASTERN MOTORCYCLE PARTS****

****BRAKE HOSES****

****STEEL BRAKE LINES****

****BIG TWIN-SPORTSTER****



****ALL BRAKE HOSES ARE SOLD EACH****

<u>EASTERN NUMBER</u>	<u>REPLACES OEM</u>	<u>DESCRIPTION</u>
A-40956-82	40956-82	BRAKE HOSE, **REAR** BIG TWIN 1982-1987
A-40956-87	40956-87	BRAKE HOSE, **REAR** BIG TWIN 1987-1999
A-41004-82	41004-82	BRAKE TUBE, **REAR** BIG TWIN 1983-1984
A-41033-82	41033-82	BRAKE HOSE, **REAR** BIG TWIN 1983-1986
A-42301-58A	42301-58A	REAR BRAKE LINE, **STEEL** (CAD) BIG TWIN 1958-1969
A-42302-58	42302-58	FRONT BRAKE LINE, **STEEL** (CAD) BIG TWIN 1958-1969
A-42303-70A	42303-70A	REAR BRAKE LINE, **STEEL** (CAD) BIG TWIN 1970-1972
A-42304-70A	42304-70A	FRONT BRAKE LINE, **STEEL** (CAD) BIG TWIN 1970-E/1979
A-42304-79	42304-79	FRONT BRAKE LINE, **STEEL** (CAD) BIG TWIN L/1979-E/1984
A-42304-82	42304-82	BRAKE HOSE, SINGLE DISC, **FRONT** BIG TWIN 1982-1984
A-42308-78	42308-78	each BRAKE LINE TEE, (FRONT) **CHROME** BIG TWIN E/1978-1979. SPORTSTER E/1978-'79
A-42309-70	42309-70	each BRAKE LINE TEE, (REAR) **CHROME** BIG TWIN 1970-1984
A-42318-72	42318-72	each BRAKE LINE TEE (F&R) **CHROME** BIG TWIN 1972-1986, SPORTSTER 1980-1985
A-42320-82	42320-82	BRAKE TUBE, **REAR** (STEEL LINE) BIG TWIN 1983-1985
A-42484-81	42484-81	BRAKE LINE, FRONT MASTER CYLINDER **STEEL** (CHROME) SPORTSTER 1981-1986
A-44310-77	44310-77	each BRAKE LINE TEE, (FRONT) **CHROME** BIG TWIN 1977-1982, SPORTSTER 1977-1981
A-44311-80	44311-80	each BRAKE LINE TEE, (FRONT) **CHROME** BIG TWIN 1980-1982, SPORTSTER 1980-1982
A-44437-77	44437-77	BRAKE LINE, FRONT MASTER CYLINDER **STEEL** (CHROME)SPORTSTER 1979-ONLY
A-44438-80	44438-80	BRAKE HOSE, **REAR** SPORTSTER 1980-1981
A-44438-82	44438-82	BRAKE HOSE, **REAR** SPORTSTER 1982-1985
A-44438-86	44438-86A	BRAKE HOSE, **REAR** SPORTSTER 1986-1987
A-44438-87	44438-87A	BRAKE HOSE, **REAR** SPORTSTER 1987-2003

****CONTINUED ON NEXT PAGE****

5120 HILDA ROAD* BLACKVILLE, S.C. 29817* 803-284-3304

****EASTERN MOTORCYCLE PARTS****

****BRAKE HOSES****

****STEEL BRAKE LINES****

****BIG TWIN-SPORTSTER****



****ALL BRAKE LINES ARE SOLD EACH****

<u>EASTERN NUMBER</u>	<u>REPLACES OEM</u>	<u>DESCRIPTION</u>
A-45112-84B	45112-84B	BRAKE HOSE, SINGLE DISC, **FRONT** BIG TWIN 1984-1996
A-45112-84+2"		BRAKE HOSE, SINGLE DISC, **FRONT** (2" OVERSIZE) BIG TWIN 1984-1996
A-45112-84+4"		BRAKE HOSE, SINGLE DISC, **FRONT** (4" OVERSIZE) BIG TWIN 1984-1996
A-45113-84A	45113-84A	BRAKE HOSE, SINGLE DISC, **FRONT** BIG TWIN 1984-1986
A-45113-84+2"		BRAKE HOSE, SINGLE DISC, **FRONT** (2" OVERSIZE) BIG TWIN 1984-1986
A-45113-84+4"		BRAKE HOSE, SINGLE DISC, **FRONT** (4" OVERSIZE) BIG TWIN 1984-1986
A-45121-77+2"		BRAKE HOSE, DUAL DISC, **FRONT** (2" OVERSIZE) B/T 1978-1982, SP. 1978-1982
A-45121-77+4"		BRAKE HOSE, DUAL DISC, **FRONT** (4" OVERSIZE) B/T 1978-1982, SP. 1978-1982
A-45121-77+6"		BRAKE HOSE, DUAL DISC, **FRONT** (6" OVERSIZE) B/T 1978-1982, SP. 1978-1982
A-45122-84A	45122-84A	BRAKE HOSE, SINGLE DISC, **FRONT** SPORTSTER 1984-1985
A-45124-84A	45124-84A	BRAKE HOSE, SINGLE DISC, **FRONT** BIG TWIN 1984-1985
A-45126-82	45126-82	BRAKE HOSE, DUAL DISC, **FRONT** BIG TWIN 1982-ONLY, SPORTSTER 1982-ONLY
A-45130-83	45130-83	BRAKE HOSE, DUAL DISC, **FRONT** SPORTSTER 1983-ONLY
A-45150-79	45150-79	BRAKE TUBE, (REAR)**STEEL LINE** BIG TWIN 1979-1983
A-45154-84 *	45154-84	REAR BRAKE LINE, **STEEL** (CAD) BIG TWIN 1984-E/1987
A-45154-CHR *	45154-84	REAR BRAKE LINE, **STEEL** (CHROME) BIG TWIN 1984-E/1987
A-45156-84	45156-84	BRAKE HOSE, **REAR** BIG TWIN 1984-1987
A-45156-87	45156-87A	BRAKE HOSE, **REAR** BIG TWIN 1987-1988
A-45521-74+4"		BRAKE HOSE, SINGLE DISC, **FRONT** (4" OVERSIZE) B/T 1974-1976, SPORT. 1974-'76
A-83566-51	83566-51 each	BRAKE LINE TEE, (REAR) **CHROME** BIG TWIN 1958-1969, SERVI-CAR 1951-1954

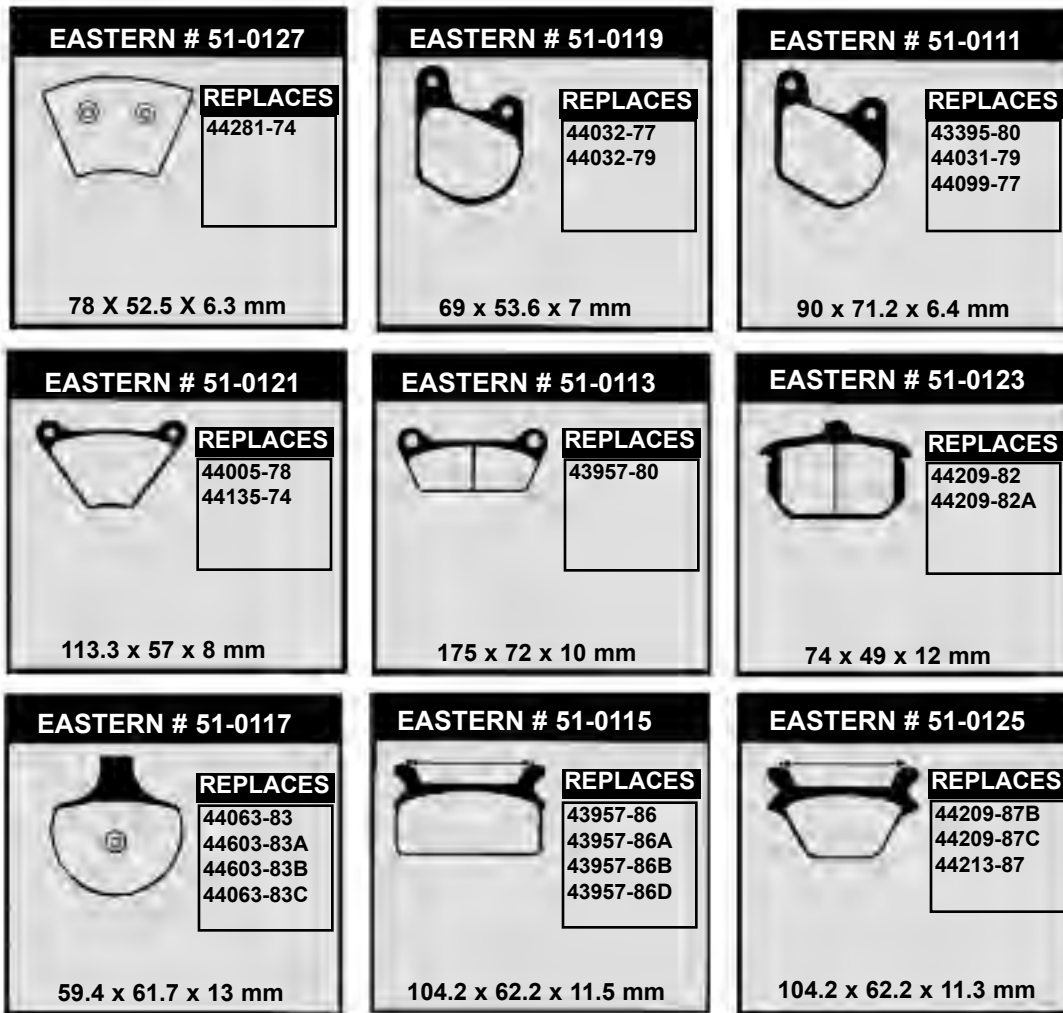
EASTERN MOTORCYCLE PARTS

BRAKE PADS

BY EMGO

BIG TWIN-SPORTSTER

SINTERED MATERIAL




<u>EASTERN NUMBER</u>	<u>REPLACES OEM</u>	<u>DESCRIPTION</u>
51-0135	* 42298-08 pair	DISC BRAKE PADS, **REAR CALIPER** BIG TWIN 2008-PRESENT
51-0111	43395-80 pair 44031-79	DISC BRAKE PADS, **FRONT & REAR** BIG TWIN 1980-1983, SPORTSTER 1978-1981
51-0113	43957-80 pair	DISC BRAKE PADS, **REAR CALIPER** BIG TWIN 1980-1985
51-0115	43957-86E pair	DISC BRAKE PADS, **REAR CALIPER** (HAYES CALIPER) BIG TWIN 1986-1999
51-0119	44032-77 pair 44032-79	DISC BRAKE PADS, **FRONT CALIPER** (DUAL) BIG TWIN 1977-1983, SPORT. 1978-1983
51-0117	44063-83 pair	DISC BRAKE PADS, **FRONT DISC** (SINGLE/DUAL) BIG TWIN 1984-'99, SPORT. 1984-99
51-0121	44135-74 pair 44005-78	DISC BRAKE PADS, **FRONT & REAR** BIG TWIN 1972-1980, SPORTSTER 1973-1974
51-0123	44209-82 pair	DISC BRAKE PADS, **REAR CALIPER** (GIRLING) BIG TWIN 1982-E/1987
51-0125	44209-87C pair	DISC BRAKE PADS, **REAR CALIPER** (HAYES CALIPER) B/T L/1987-'96, SP. L/1987-'98
51-0127	44281-74 pair	DISC BRAKE PADS, **FRONT CALIPER** (SINGLE) BIG TWIN 1974-1977, SP. 1974-1977

****EASTERN MOTORCYCLE PARTS****

****BRAKE SHOES****

****LININGS AND PADS****



EASTERN NUMBER

REPLACES OEM




DESCRIPTION

J-1-74	41671-37	each	CAM, BRAKE SHOES, **MECHANICAL DRUM** BIG TWIN 1937-1957
A-41801-58A	41801-58A	pair	BRAKE SHOES, REAR BRAKE DRUM, **HYDRAULIC** BIG TWIN 1958-1962
A-41801-63	41801-63	pair	BRAKE SHOES, REAR BRAKE DRUM, **HYDRAULIC** BIG TWIN 1963-1972
A-41805-38	41805-38	pair	BRAKE SHOES, REAR BRAKE DRUM, **MECHANICAL** BIG TWIN 1938-1957
A-41808-58	41808-58	pair	BRAKE LININGS W/RIVETS, REAR BRAKE DRUM, **HYDRAULIC** BIG TWIN 1958-1962
A-41808-63	41808-63	pair	BRAKE LININGS W/RIVETS, REAR BRAKE DRUM, **HYDRAULIC** BIG TWIN 1963-1972
A-41835-58	41835-58	pair	RETAINER, REAR BRAKE SHOES, BIG TWIN 1958-1972
A-41841-31	41841-31	pk-25	RIVETS, FOR ALL BRAKE SHOES, **5/16 LONG** (F&R) B/T 1938-1972, SP. 1954-1978
A-41848-38	41848-38	pair	BRAKE LININGS W/RIVETS, REAR BRAKE DRUM, **MECHANICAL** BIG TWIN 1938-1957
A-41848-64	41848-64	pair	BRAKE LININGS W/RIVETS, FRONT BRAKE DRUM, **MECHANICAL** SPORT. 1964-1972
A-41849-41	41849-41	pair	BRAKE LININGS W/RIVETS, REAR BRAKE DRUM, **MECHANICAL** FORTY-FIVE '41-'52
O-6-063	43395-80	pair	DISC BRAKE PADS, **FRONT & REAR** BIG TWIN 1980-1983, SPORTSTER 1978-1981
	44031-79		
O-6-020	43957-80	pair	DISC BRAKE PADS, **REAR CALIPER** BIG TWIN 1980-1985
O-6-070	43957-86E	pair	DISC BRAKE PADS, **REAR CALIPER** (HAYES CALIPER) BIG TWIN 1986-1998
A-44124-72	44124-72	pk-10	PINS, BRAKE PADS, **FRONT & REAR CALIPER** BIG TWIN 1972-1980
O-6-022	44135-74	pair	DISC BRAKE PADS, **FRONT & REAR** BIG TWIN 1972-1980, SPORTSTER 1973-1974
	44005-78		
O-6-023	44032-77	pair	DISC BRAKE PADS, **FRONT CALIPER** (DUAL) BIG TWIN 1977-1983, SP. 1978-1983
	44032-79		
O-6-068	44063-83	pair	DISC BRAKE PADS, **FRONT DISC** (SINGLE/DUAL) BIG TWIN 1984-'99, SP. 1984-1999
O-6-065	44209-82	pair	DISC BRAKE PADS, **REAR CALIPER** (GIRLING) BIG TWIN 1982-E/1987
O-6-072	44209-87C	pair	DISC BRAKE PADS, **REAR CALIPER** (HAYES CALIPER) BIG TWIN L/1987-1996
O-6-024	44281-74	pair	DISC BRAKE PADS, **FRONT CALIPER** (SINGLE) BIG TWIN 1974-1977, SP. 1974-1977
A-44401-49B	44401-49B	pair	BRAKE SHOES, REAR BRAKE DRUM, **MECHANICAL** B/T 1949-1971, SP. 1954-1978
A-44427-35	44427-35	pair	BRAKE LININGS W/RIVETS, FRONT BRAKE DRUM, **MECHANICAL** FORTY-FIVE '35-'52
A-44432-54A	44432-54A	pair	BRAKE LININGS W/RIVETS, F&R BRAKE DRUM, **MECHANICAL** B/T '49-'71, SP. '54-'78

****EASTERN MOTORCYCLE PARTS****

****WHEEL CYLINDER**** ****AND RELATED PARTS****

A-41769-58




<u>EASTERN NUMBER</u>	<u>REPLACES OEM</u>	<u>DESCRIPTION</u>
A-40922-79	40922-79	pk-5 RUBBER BOOT, REAR BRAKE PLUNGER, BIG TWIN 1980-L/1987, SPORT. 1980-E/1987
M-4-642	40923-79	each BRAKE PLUNGER, MASTER CYLINDER, **CHROME** BIG TWIN 1980-1983
A-41740-58	41740-58	each WHEEL CYLINDER, COMPLETE, **REAR WHEEL** BIG TWIN 1958-1962
A-41740-63	41740-63	each WHEEL CYLINDER, COMPLETE, **REAR WHEEL** BIG TWIN 1963-1972
A-41743-58	41743-58	each BOLT, WHEEL CYLINDER BRAKE HOSE, **ZINC PLATED** BIG TWIN 1958-1972
A-41744-58	41744-58	pk-10 WASHER, FOR WHEEL CYLINDER BOLT, **COPPER** BIG TWIN 1958-1972
A-41745-58	41745-58	each SWIVEL FITTING, WHEEL CYLINDER, **SOLID BRASS** BIG TWIN 1958-1962
A-41748-58	41748-58	each REPAIR KIT, WHEEL CYLINDER, BIG TWIN 1958-1962
A-41748-63	41748-63	each REPAIR KIT, WHEEL CYLINDER, BIG TWIN 1963-1972
A-41749-58	41749-58	pk-10 BLEEDER SCREWS, WHEEL CYL. & DISC CALIPER, BIG TWIN 1958-1979
A-41749-90	41749-90	pk-10 CAP, FOR BLEEDER SCREWS, **RUBBER** BIG TWIN 1958-PRES. SPORT 1973-PRES.
A-41750-63	41750-63	each SWIVEL FITTING, WHEEL CYLINDER, **SOLID BRASS** BIG TWIN 1963-1972
A-41761-58B	41761-58B	each MASTER CYLINDER, COMPLETE, **BLACK** BIG TWIN 1958-1972 **IMPORTED**
A-41761-78B	41761-78	each MASTER CYLINDER, COMPLETE, **BLACK** BIG TWIN 1973-1979 **IMPORTED**

****EASTERN MOTORCYCLE PARTS****

****MASTER CYLINDER****

****FRONT HANDLEBAR****





<u>EASTERN NUMBER</u>	<u>REPLACES OEM</u>	<u>DESCRIPTION</u>
A-41764-58	41764-58 each	RUBBER BOOT, MASTER CYLINDER, **REAR** BIG TWIN 1958-1970
A-41764-70	41764-70 each	RUBBER BOOT, MASTER CYLINDER, **REAR** BIG TWIN 1971-1979
A-42326-82	42326-82 each	RUBBER BOOT, MASTER CYLINDER, **REAR** BIG TWIN 1982-1986
17-0837	* 42810-04B each	REPAIR KIT, WHEEL CYLINDER, SPORTSTER 2004-2006
A-11063	11063 pk-10	RETAINING RING, MASTER CYLINDER **FRONT** BIG TWIN 1972-1981, SPORT. 1973-'81
A-41762-58	41762-58 each	REPAIR KIT, MASTER CYLINDER, **REAR** (WITH SPRING) BIG TWIN 1958-E/1979
A-41769-58	41769-58 pk-10	SPRING, **ONLY** MASTER CYLINDER, BIG TWIN 1958-E/1979
A-42374-77B	42374-77B each	REPAIR KIT, MASTER CYLINDER, **REAR** BIG TWIN 1979-1985, SPORTSTER 1979-1981
A-42374-82A	42374-82A each	REPAIR KIT, MASTER CYLINDER, **REAR** BIG TWIN 1983-1987, SPORT. 1982-E/1987
A-42374-86	42374-86 each	REPAIR KIT, MASTER CYLINDER, **REAR** BIG TWIN 1986-1992
A-42382-82A	42382-82A each	REPAIR KIT, MASTER CYLINDER, **REAR** BIG TWIN 1982-E/1987
A-42382-87A	42382-87A each	REPAIR KIT, MASTER CYLINDER, **REAR** BIG TWIN L/1987-2007, SPORT. L/1987-2003
A-42455-80	42455-80 each	RUBBER GASKET, MASTER CYLINDER, **FRONT** BIG TWIN 1979-98, SP. 1979-1981
A-45006-87A	45006-87A each	REPAIR KIT, MASTER CYLINDER, **FRONT** (11/16" BORE) BIG TWIN 1987-1995
A-45006-96	45006-96 each	REPAIR KIT, MASTER CYLINDER, **FRONT** (9/16" BORE) BIG TWIN 1996-99 SP. 1996-03
A-45012-72	45012-72 pk-10	GASKET, MASTER CYLINDER COVER, BIG TWIN 1972-1981, SPORTSTER 1973-1981
A-45031-72	45031-72 pk-5	PINS, MASTER CYLINDER PLUNGER, BIG TWIN 1972-1981, SPORTSTER 1973-1981

****CONTINUED NEXT PAGE****

****EASTERN MOTORCYCLE PARTS****

****MASTER CYLINDER****

****FRONT HANDLEBAR****




<u>EASTERN NUMBER</u>	<u>REPLACES OEM</u>	<u>DESCRIPTION</u>
A-45032-72	45032-72 pk-5	PINS, MASTER CYLINDER HAND LEVER PIVOT, BIG TWIN 1972-1981, PINS, MASTER CYLINDER HAND LEVER PIVOT, SPORTSTER 1973-1981
A-45055-72	45055-72 pk-5	PLUNGER, MASTER CYLINDER, **FRONT** BIG TWIN 1972-1981, PLUNGER, MASTER CYLINDER, **FRONT** SPORTSTER 1973-1981
Y-21-315	45057-72 each	MASTER CYLINDER TOP COVER, **CHROME** BIG TWIN 1972-1981, MASTER CYLINDER TOP COVER, **CHROME** SPORTSTER 1973-1981
Y-21-317	45057-82 each	MASTER CYLINDER TOP COVER, **CHROME** BIG TWIN 1982-1985, MASTER CYLINDER TOP COVER, **CHROME** SPORTSTER 1982-1985
A-45059-72	45059-72 pk-10	SPRING CUP, MASTER CYLINDER, BIG TWIN 1972-1981, SPORTSTER 1973-1981
A-45061-72A	45061-72A pk-10	SPRINGS, FRONT MASTER CYLINDER RETURN, BIG TWIN 1972-1981, SPRINGS, FRONT MASTER CYLINDER RETURN, SPORTSTER 1973-1981
A-45063-72	45063-72 each	REPAIR KIT, MASTER CYLINDER, BIG TWIN 1972-1981, SPORTSTER 1973-1981
A-45063-82	45063-82 each	REPAIR KIT, MASTER CYLINDER, BIG TWIN 1982-1995, SPORTSTER 1982-1995
A-45071-72	45071-72 pk-10	SPRINGS, FRONT MASTER CYLINDER PLUNGER, BIG TWIN 1972-1981, SPORT. 1973-'81
A-45072-87A	45072-87A each	REPAIR KIT, MASTER CYLINDER, **FRONT** (5/8" BORE) B/T 1987-1995, SP. 1986-1995
A-45072-96	45072-96 each	REPAIR KIT, MASTER CYLINDER, **FRONT** (11/16" BORE) B/T 1996-2007, SP. 1996-'03

****EASTERN MOTORCYCLE PARTS****


****BRAKE CALIPER****

****AND RELATED PARTS****



<u>EASTERN NUMBER</u>	<u>REPLACES OEM</u>	<u>DESCRIPTION</u>
A-44054-83	44054-83 each	RUBBER BOOT, FRONT BRAKE CALIPER, BIG TWIN 1983-1998, SPORTSTER 1979-1998
A-44124-72	44124-72 pk-10	PINS, BRAKE CALIPER, (FRONT & REAR) BIG TWIN 1972-1980
A-44127-72A	44127-72A pk-10	O-RINGS, BRAKE CALIPER, (FRONT & REAR) BIG TWIN 1972-1978, SPORT. 1973-1974
A-44133-72	44133-72 pk-5	DUST BOOT, FRONT BRAKE CALIPER, BIG TWIN 1972-1978, SPORTSTER 1973-1974
A-44146-77	44146-77 pk-10	BLEEDER SCREWS, BRAKE CALIPER, BIG TWIN 1980-1984, SPORTSTER 1978-1983
A-44162-77	44162-77 pair	PINS, FRONT BRAKE CALIPER, (DUAL) BIG TWIN 1977-1979, SPORTSTER 1979-1983
A-44192-77	44192-77 pk-5	BUSHING, REAR BRAKE CALIPER, (LONG) SPORTSTER 1979-1981
A-44193-77	44193-77 pk-5	BUSHINGS, REAR BRAKE CALIPER, (SHORT) SPORTSTER 1979-1981
A-44194-SET	set	BUSHINGS, REAR BRAKE CALIPER, (LONG & SHORT) SPORTSTER 1979-1981 SET INCLUDES: (1ea) 44192-77, (1ea) 44193-77
A-44331-73	44331-73	BRAKE CALIPER MOUNTING KIT, BIG TWIN 1973-1986
A-45821-75	45821-75 pk-5	BUSHINGS, REAR BRAKE CALIPER, (LONG) BIG TWIN 1972-1980
A-45822-75	45822-75 pk-5	BUSHINGS, REAR BRAKE CALIPER, (SHORT) BIG TWIN 1972-1980
A-46018-77	46018-77 pk-5	BUSHINGS, BRAKE CALIPER BRACKET, (LONG) **DUAL DISC** BIG TWIN 1977-1983
A-46019-77	46019-77 pk-5	BUSHINGS, BRAKE CALIPER BRACKET, (SHORT) **DUAL DISC** BIG TWIN 1977-1983
A-46020-SET		BUSHINGS, BRAKE CALIPER BRACKET, (LONG & SHORT) **DUAL DISC** B/T 1977-'83 SET INCLUDES: (1ea) 46018-77, (1ea) 46019-77
BOOT AND SEAL KITS		
17-0809	* 40007-80/ 44133-72	BOOT & SEAL KIT, (FRONT CALIPERS) **SINGLE DISC** BIG TWIN 1980-1984
17-0805	43945-79/ 43947-79	BOOT & SEAL KIT, (FRONT & REAR CALIPERS) **SINGLE/DUAL DISC** B/T 1980-1986
17-0807	44022-83/ 44047-83	BOOT & SEAL KIT, (FRONT CALIPERS) **SINGLE DISC** B/T 1984-P., SPORT.1984-PRES.
17-0814	44151-77/ 44153-77	BOOT & SEAL KIT, (FRONT CALIPERS) **DUAL DISC** B/T 1977-1983, SPORT.1978-1983
17-0823	* 44152-77/ 44180-77	BOOT & SEAL KIT, (REAR CALIPERS) **SINGLE DISC** SPORTSTER 1979-1981
17-0819	44277-74/ 44278-74	BOOT & SEAL KIT, (FRONT CALIPERS) **SINGLE DISC** B/T 1974-1977, SP.1974-1977
17-0831	44208-82	BOOT & SEAL KIT, (REAR CALIPERS) **SINGLE DISC** B/T 1985-E/1987, SP.1982-E/1987
17-0835	* 44045-87	BOOT & SEAL KIT, (REAR CALIPERS) **SINGLE DISC** B/T 1987-1999, SP.1986-1999

****EASTERN MOTORCYCLE PARTS****



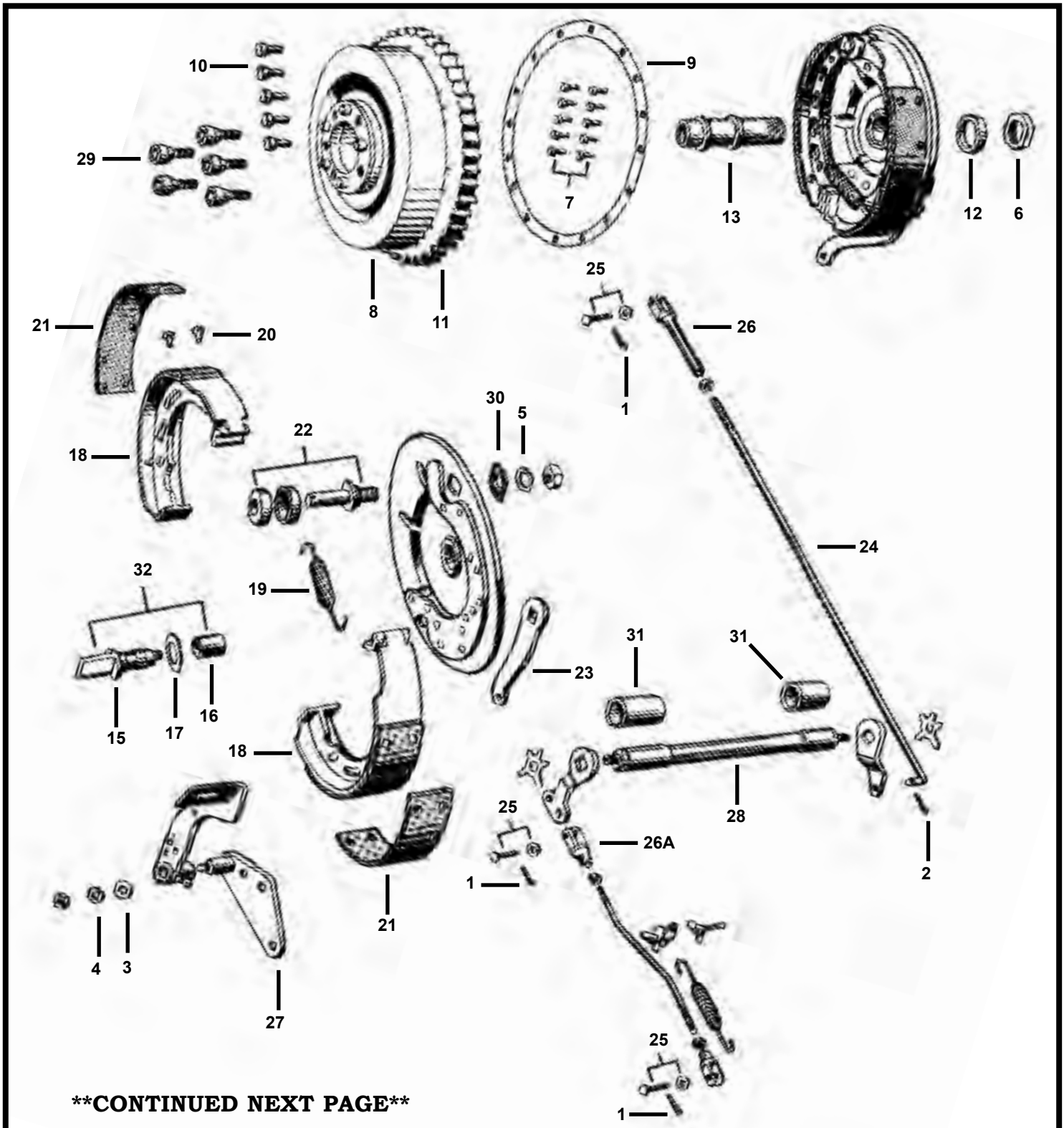
5120 HILDA ROAD* BLACKVILLE, S.C. 29817* 803-284-3304

EASTERN MOTORCYCLE PARTS

REAR BRAKE DRUM

MECHANICAL

BIG TWIN 1937-1957



CONTINUED NEXT PAGE

****EASTERN MOTORCYCLE PARTS****

****REAR BRAKE DRUM****

****MECHANICAL****

****BIG TWIN 1937-1957****

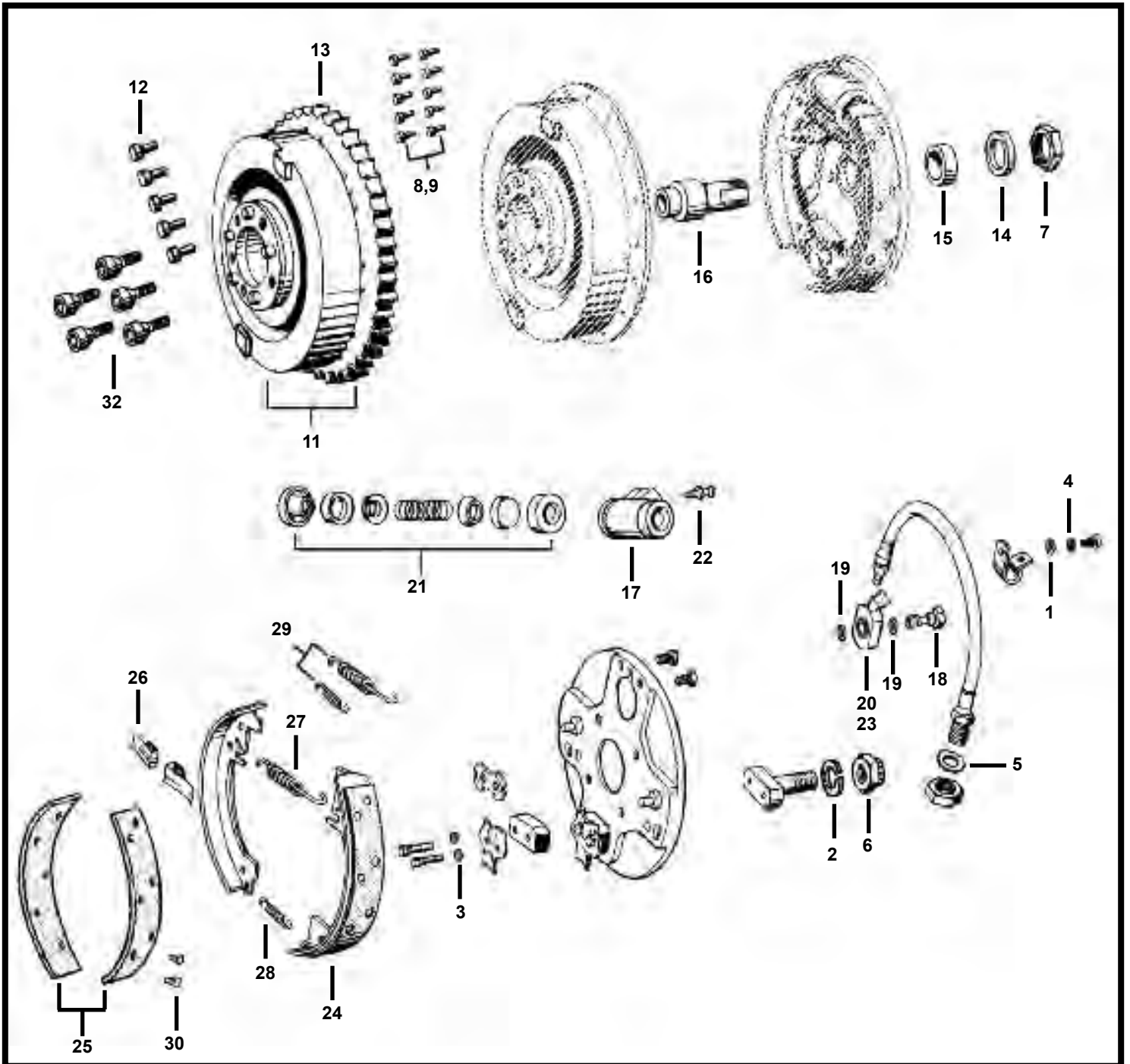
DIAGRAM NUMBER	EASTERN NUMBER	REPLACES OEM	DESCRIPTION
1	35-0103	510	pk-100 COTTER PINS **1/16 X 1/2" LONG** (ZINC PLATED)
2	35-0127	528	pk-100 COTTER PINS **3/32 X 5/8" LONG** (ZINC PLATED)
3	A-6520	6520	pk25 WASHER **29/64 X 1-1/8 X 3/32 THICK** (ZINC PLATED)
4	36-0210	7055	pk-100 LOCK WASHERS **REGULAR 7/16** (ZINC PLATED)
5	36-0258	7060	pk-100 LOCK WASHERS **REGULAR 1/2** (ZINC PLATED)
6	A-8095	8095	each NUT, REAR AXLE SLEEVE, **ZINC PLATED** BIG TWIN 1937-1957
7	J-1-120	8495	set-20 RIVETS AND DOWELS, REAR SPROCKET, BIG TWIN 1930-1957
		41485-30	
8	J-1-90	41401-37	each BRAKE DRUM (WITH SPROCKET) **CHROME** BIG TWIN 1937-1957
9	J-1-91	41420-30	each DUST SHIELD, REAR SPROCKET, BIG TWIN 1937-1957
10	J-1-118	41425-37	set-5 DOWEL PINS, BRAKE DRUM, BIG TWIN 1937-1972
11	A-41470-30	41470-30	each SPROCKET, (51T) **WITH DUST SHIELD & RIVETS** BIG TWIN 1937-1957
12	*	J-1-60	each SPACER, REAR AXLE SLEEVE **ZINC PLATED** BIG TWIN 1937-1957
		J-1-67	each SPACER, REAR AXLE SLEEVE **CHROME** BIG TWIN 1937-1957
13	A-41600-36	41600-36	each AXLE SLEEVE, MECHANICAL DRUM, BIG TWIN 1937-1957
15	J-1-74	41671-37	each CAM, BRAKE SHOES, MECHANICAL, BIG TWIN 1937-1957
16	A-41685-37	41685-37	each BUSHING **STEEL** BACKING PLATE, BIG TWIN 1937-1957
	A-41685-88		each BUSHING **STEEL** BACKING PLATE, **.015 O/S** BIG TWIN 1937-1957
17	A-41691-31	41691-31	pk-5 WASHER **BRONZE** BACKING PLATE, BIG TWIN 1937-1957
18	A-41805-38	41805-38	pair BRAKE SHOES, REAR BRAKE DRUM, BIG TWIN 1937-1957
19	A-41835-30	41835-30	pair SPRINGS, BRAKE SHOE RETURN, BIG TWIN 1937-1957
20	A-41841-31	41831-41	pk-25 RIVETS, BRAKE SHOES **5/16" LONG** BIG TWIN 1937-1972
21	A-41848-38	41848-38	pair BRAKE LININGS, WITH RIVETS, BIG TWIN 1937-1957
22	J-1-75	41870-38	kit-3 PIVOT STUD AND CUPS, MECHANICAL, BIG TWIN 1937-1957
		41872-38	
		41875-38	
23	J-1-78	41929-36	each BRAKE LEVER, MECHANICAL **CHROME** BIG TWIN 1937-1957
24	J-1-77	42257-36	each BRAKE ROD, MECHANICAL 23" LONG, **CHROME** BIG TWIN 1937-1957
25	J-1-84	42269-30	set-10 CLEVIS PINS, WITH WASHERS & COTTER PINS, BIG TWIN 1937-1957
26	J-1-82	42273-30	each CLEVIS, REAR BRAKE ROD (LONG) **CHROME** BIG TWIN 1937-1957
26A	J-1-83	42333-30	pair CLEVIS, FRONT BRAKE ROD (SHORT) **CHROME** BIG TWIN 1936-1957
27	J-1-88	42480-36	each BACKING PLATE **CHROME** BIG TWIN 1937-1957
28	J-1-73	42550-31	each SHAFT, CROSS OVER, MECHANICAL, BIG TWIN 1937-1957
29	J-1-115	43530-35A	set-5 LUG BOLT SET, BRAKE DRUM **BLACK OX** BIG TWIN 1937-1957
	J-1-115C		set-5 LUG BOLT SET, BRAKE DRUM **CHROME** BIG TWIN 1937-1957
30	J-1-75A	44475-35	each LOCK PLATE, PIVOT STUD **CHROME** BIG TWIN 1937-1957
31	A-47755-31	47755-31	pair BUSHINGS, BRAKE CROSS SHAFT **660 BRONZE** BIG TWIN 1937-1957
32	J-1-105		kit CAM, BUSHING & WASHER, BIG TWIN 1937-1957

EASTERN MOTORCYCLE PARTS

REAR BRAKE DRUM

HYDRAULIC

BIG TWIN 1958-1972



CONTINUED NEXT PAGE

****EASTERN MOTORCYCLE PARTS****

****REAR BRAKE DRUM****

****HYDRAULIC****

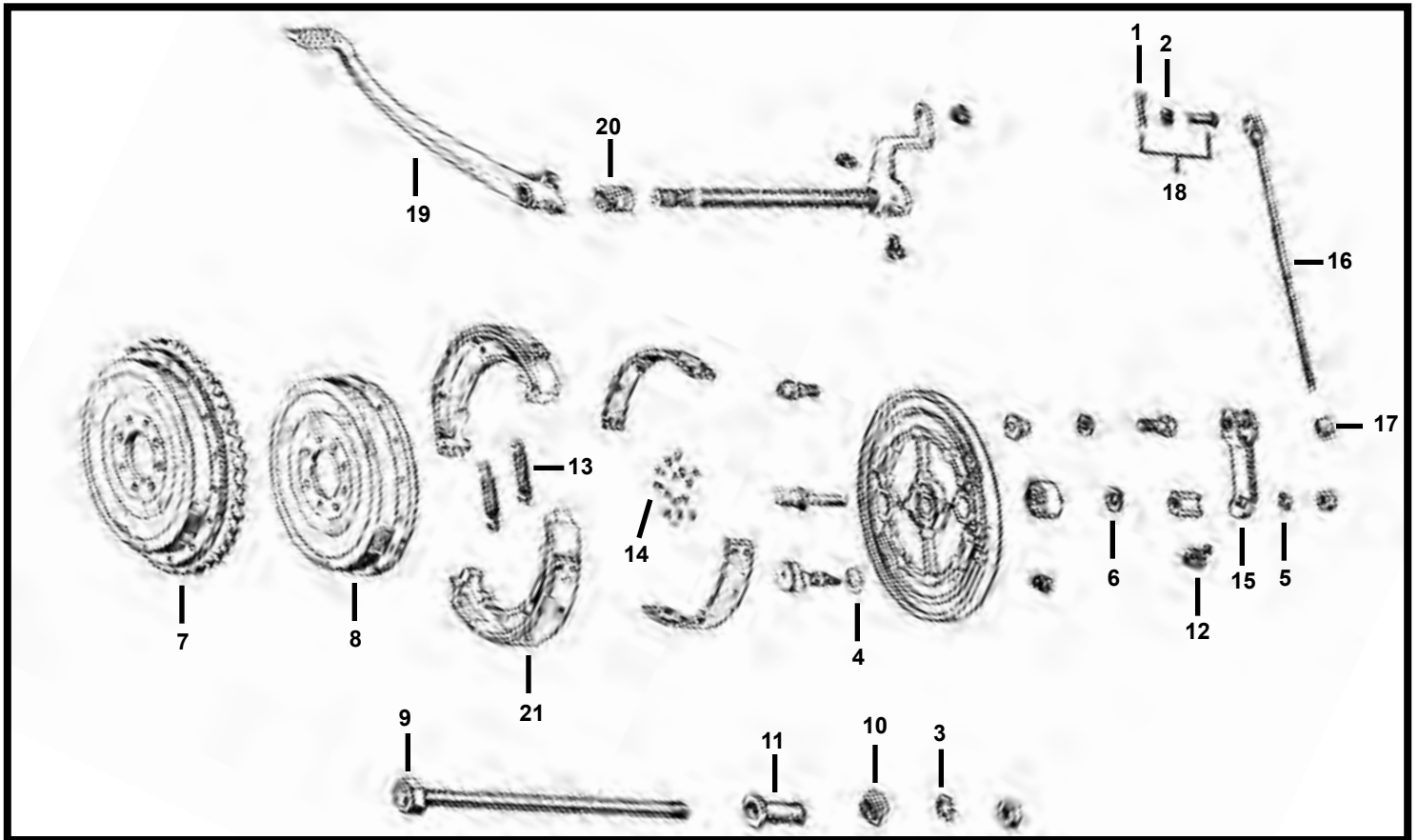
****BIG TWIN 1958-1972****

<u>DIAGRAM NUMBER</u>	<u>EASTERN NUMBER</u>	<u>REPLACES OEM</u>	<u>DESCRIPTION</u>
1	A-6716	6716	pk25 WASHER **#-10 X 1/2" X 3/32 THICK** (ZINC PLATED)
2	36-0186	7022	pk-100 LOCK WASHERS **REGULAR 5/8*** (ZINC PLATED)
3	36-0284	7038	pk-100 LOCK WASHERS **REGULAR 3/8*** (ZINC PLATED)
4	36-0262	7069	pk-100 LOCK WASHERS **REGULAR #-10** (ZINC PLATED)
5	35-0298	7242	pk-100 LOCK WASHERS **EXTERNAL 5/8*** (ZINC PLATED)
6	35-0558	7993	pk-10 NYLOCK NUT, CADMIUM, **5/8-18 THREAD**
7	A-8095	8095	each NUT, REAR AXLE SLEEVE, **ZINC PLATED** BIG TWIN 1937-1957
8	A-8524	8524	pk-100 RIVETS ONLY, REAR SPROCKET **3/16 X 5/8*** BIG TWIN 1958-1966
9	J-1-122	8524	set-20 RIVETS & DOWEL PINS, REAR SPROCKET, BIG TWIN 1958-1966
	A-8532	8532	pk-100 RIVETS ONLY, REAR SPROCKET **3/16 X 1*** BIG TWIN 1967-1972
	J-1-124	8532	set-20 RIVETS & DOWEL PINS, REAR SPROCKET, BIG TWIN 1967-1972
11	J-1-90B	41401-58	each BRAKE DRUM (WITH SPROCKET) **CHROME** BIG TWIN 1958-1962
12	J-1-118	41425-37	set-5 DOWEL PINS, BRAKE DRUM, BIG TWIN 1937-1972
13	A-41470-58	41470-58	each SPROCKET (51T) **WITH RIVETS** BIG TWIN 1958-1961
	A-41470-62	41470-62	each SPROCKET (51T) **WITH RIVETS** BIG TWIN 1962-1966
	A-41470-67	41470-67	each SPROCKET (51T) **WITH RIVETS** BIG TWIN 1967-1972
14	* J-1-60	41596-30	each SPACER, REAR AXLE SLEEVE **ZINC PLATED** BIG TWIN 1937-1957
	J-1-67	41596-30	each SPACER, REAR AXLE SLEEVE **CHROME** BIG TWIN 1937-1957
15	A-41596-58	41596-58	each AXLE SPACER, LEFT SIDE REAR **ZINC PLATED** BIG TWIN 1958-1962
	A-41596-63	41596-63	each AXLE SPACER, LEFT SIDE REAR **ZINC PLATED** BIG TWIN 1963-1972
16	A-41600-58	41600-58	each AXLE SLEEVE, REAR **HYDRAULIC DRUM** BIG TWIN 1958-1962
	A-41600-63	41600-63	each AXLE SLEEVE, REAR **HYDRAULIC DRUM** BIG TWIN 1963-1966
	A-41600-67	41600-67	each AXLE SLEEVE, REAR **HYDRAULIC DRUM** BIG TWIN 1967-1972
17	A-41740-58	41740-58	each WHEEL CYLINDER, REAR WHEEL, COMPLETE, BIG TWIN 1958-1962
	A-41740-63	41740-63	each WHEEL CYLINDER, REAR WHEEL, COMPLETE, BIG TWIN 1963-1972
18	A-41743-58	41743-58	each BOLT, BRAKE HOSE SWIVEL FITTING, BIG TWIN 1958-1972
19	A-41744-58	41744-58	pk-10 WASHER **COPPER** WHEEL CYLINDER, BIG TWIN 1958-1972
20	A-41745-58	41745-58	each SWIVEL FITTING, WHEEL CYLINDER, BIG TWIN 1958-1962
21	A-41748-58	41748-58	kit REPAIR KIT, WHEEL CYLINDER, BIG TWIN 1958-1962
	A-41748-63	41748-63	kit REPAIR KIT, WHEEL CYLINDER, BIG TWIN 1963-1972
22	A-41749-58	41749-58	pk-10 BLEEDER SCREWS, WHEEL CYLINDER, BIG TWIN 1958-1979
23	A-41750-63	41750-63	each SWIVEL FITTING, WHEEL CYLINDER, BIG TWIN 1962-1972
24	A-41801-58A	41801-58A	pair BRAKE SHOES, REAR BRAKE DRUM **HYDRAULIC** BIG TWIN 1958-'62
	A-41801-63	41801-63	pair BRAKE SHOES, REAR BRAKE DRUM **HYDRAULIC** BIG TWIN 1963-'72
25	A-41808-58	41808-58	pair BRAKE LININGS WITH RIVETS **HYDRAULIC** BIG TWIN 1958-1962
	A-41808-63	41808-58	pair BRAKE LININGS WITH RIVETS **HYDRAULIC** BIG TWIN 1963-1972
26	A-41835-58	41835-58	pair RETAINERS, REAR BRAKE SHOES, BIG TWIN 1958-1972
27	A-41836-58	41836-58	pk-5 SPRINGS, BRAKE SHOE RETURN **UPPER** BIG TWIN 1958-1962
	A-41836-63	41836-63	pk-5 SPRINGS, BRAKE SHOE RETURN **UPPER** BIG TWIN 1963-1972
28	A-41837-58	41837-58	pk-5 SPRINGS, BRAKE SHOE RETURN **LOWER** BIG TWIN 1958-1962
	A-41837-63	41837-63	pk-5 SPRINGS, BRAKE SHOE RETURN **LOWER** BIG TWIN 1963-1972
29	A-41840-SET		pair SPRINGS, BRAKE SHOES **UPPER & LOWER** BIG TWIN 1963-1972
30	A-41841-31	41831-41	pk-25 RIVETS, BRAKE SHOES **5/16" LONG** BIG TWIN 1937-1972
32	J-1-115	43530-35A	set-5 LUG BOLT SET, BRAKE DRUM **BLACK OX** BIG TWIN 1937-1957
	J-1-115C		set-5 LUG BOLT SET, BRAKE DRUM **CHROME** BIG TWIN 1937-1957

****EASTERN MOTORCYCLE PARTS****

****REAR BRAKE DRUM****

****SPORTSTER 1954-1978****



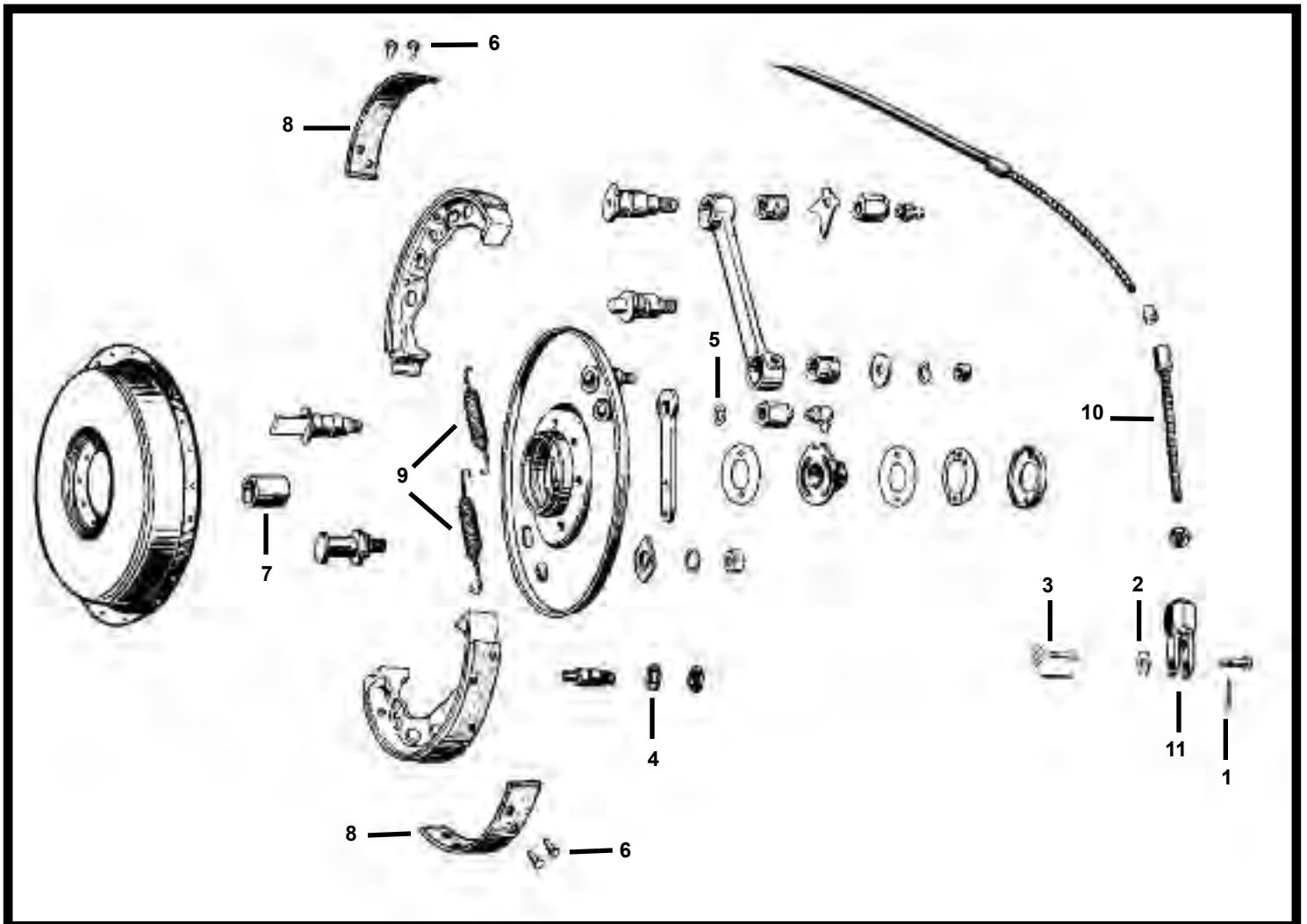
<u>DIAGRAM NUMBER</u>	<u>EASTERN NUMBER</u>	<u>REPLACES OEM</u>	<u>DESCRIPTION</u>
1	35-0113	515	pk-100 COTTER PINS **1/16 X 3/4" LONG** (ZINC PLATED)
2	A-6220W	6220W	pk-25 WASHER **1/4 X 7/16 1/32" THICK** (ZINC PLATED)
3	36-0186	6653A	pk-25 WASHER **REGULAR 5/8"*** (ZINC PLATED)
4	A-6663HB	6663HB	pk-25 WASHER **9/16 X 1-1/8 X 1/16" THICK** (ZINC PLATED)
5	36-0284	7038	pk-100 LOCK WASHER **REGULAR 3/8"*** (ZINC PLATED)
6	36-0210	7039	pk-100 LOCK WASHER **REGULAR 7/16"*** (ZINC PLATED)
7	J-1-465	41401-52	each BRAKE DRUM WITH SPROCKET **CHROME** SPORTSTER 1954-1978
8	J-1-495	41408-52	each BRAKE COVER ONLY **FITS 1-465** SPORTSTER 1954-1978
9	J-1-68E	41551-52	each AXLE, REAR WHEEL **CHROME HEAD** SPORTSTER 1952-1978
10	A-41598-52	41598-52	each COLLAR, REAR AXLE **ZINC PLATED** SPORTSTER 1952-1973
11	A-41600-55	41600-55	each AXLE SPACER **ZINC PLATED** SPORTSTER 1952-1978
12	A-41667-75	41667-75	pk-10 SPRING, OPERATING LEVER **ZINC PLATED** SPORTSTER 1954-1978
13	J-1-93	41835-69B	pair SPRING, BRAKE SHOES, SPORTSTER 1954-1978
14	A-41841-31	41841-41	pk-25 RIVETS **5/16" LONG** SPORTSTER 1954-1978
15	A-41925-52	41925-52A	each BRAKE CAM LEVER **CHROME** SPORTSTER 1954-1978
16	A-42252-52	42252-52	each BRAKE ROD (22-5/16" LONG) **CHROME** SPORTSTER 1952-1966
	A-42253-67	42253-67	each BRAKE ROD (23-7/8" LONG) **CHROME** SPORTSTER 1967-1974
17	A-42264-52	42264-52	each NUT, REAR BRAKE ROD, SPORTSTER 1954-1978
18	J-1-84	42269-30	pk-10 CLEVIS PINS, WITH WASHERS & COTTER PINS, SPORTSTER 1954-1974
19	K-2-425	42410-52	each BRAKE PEDAL LEVER **CHROME** SPORTSTER 1954-1974
20	A-42426-58	42426-58	each SPRING, BRAKE PEDAL RETURN, **ZINC** SPORTSTER 1958-1969
	A-42427-52	42427-52	each SPRING, BRAKE PEDAL RETURN, **ZINC** SPORTSTER 1952-1974
21	A-44401-49B	44401-49B	pair BRAKE SHOES, REAR BRAKE DRUM, **MECHANICAL** B/T 1949-1971, SPORTSTER 1954-1978

****EASTERN MOTORCYCLE PARTS****

****FRONT BRAKE DRUM****

****MECHANICAL****

****FORTY-FIVE 1935-1952****



<u>DIAGRAM NUMBER</u>	<u>EASTERN NUMBER</u>	<u>REPLACES OEM</u>	<u>DESCRIPTION</u>
1	35-0113	515	pk-100 COTTER PINS **1/16 X 3/4" LONG** (ZINC PLATED)
2	A-6220W	6220W	pk-25 WASHER **1/4 X 7/16 X 1/32 THICK** (ZINC PLATED)
3	J-1-84		pk-10 KIT, CLEVIS PINS WASHERS & COTTER PINS, FORTY-FIVE 1935-1952
4	36-0234	7045	pk-100 LOCK WASHER **HI-COLLAR 3/8** (ZINC PLATED)
5	36-0210	7055	pk-100 LOCK WASHER **REGULAR 7/16** (ZINC PLATED)
6	A-41841-31	41841-31	pk-25 RIVETS, BRAKE SHOES, **5/16" LONG** FORTY-FIVE 1931-1952
7	A-44180-30	44180-30	each BUSHING, BRAKE BACKING PLATE, FORTY-FIVE 1935-1952
8	A-44427-35	44427-35	pair BRAKE LININGS, WITH RIVETS, FORTY-FIVE 1935-1952
9	A-44486-28	44486-28	pk-5 SPRINGS, BRAKE SHOE RETURN, FORTY-FIVE 1935-1952
10	A-45162-41	45162-41	each ADJUSTING SCREW, **BLACK** FORTY-FIVE 1949-1952
11	A-45172-28	45172-28	each CLEVIS, WITH NUT, **BLACK** FORTY-FIVE 1949-1952

****EASTERN MOTORCYCLE PARTS****

****FRONT BRAKE DRUM****

****MECHANICAL****

****BIG TWIN 1937-1948****

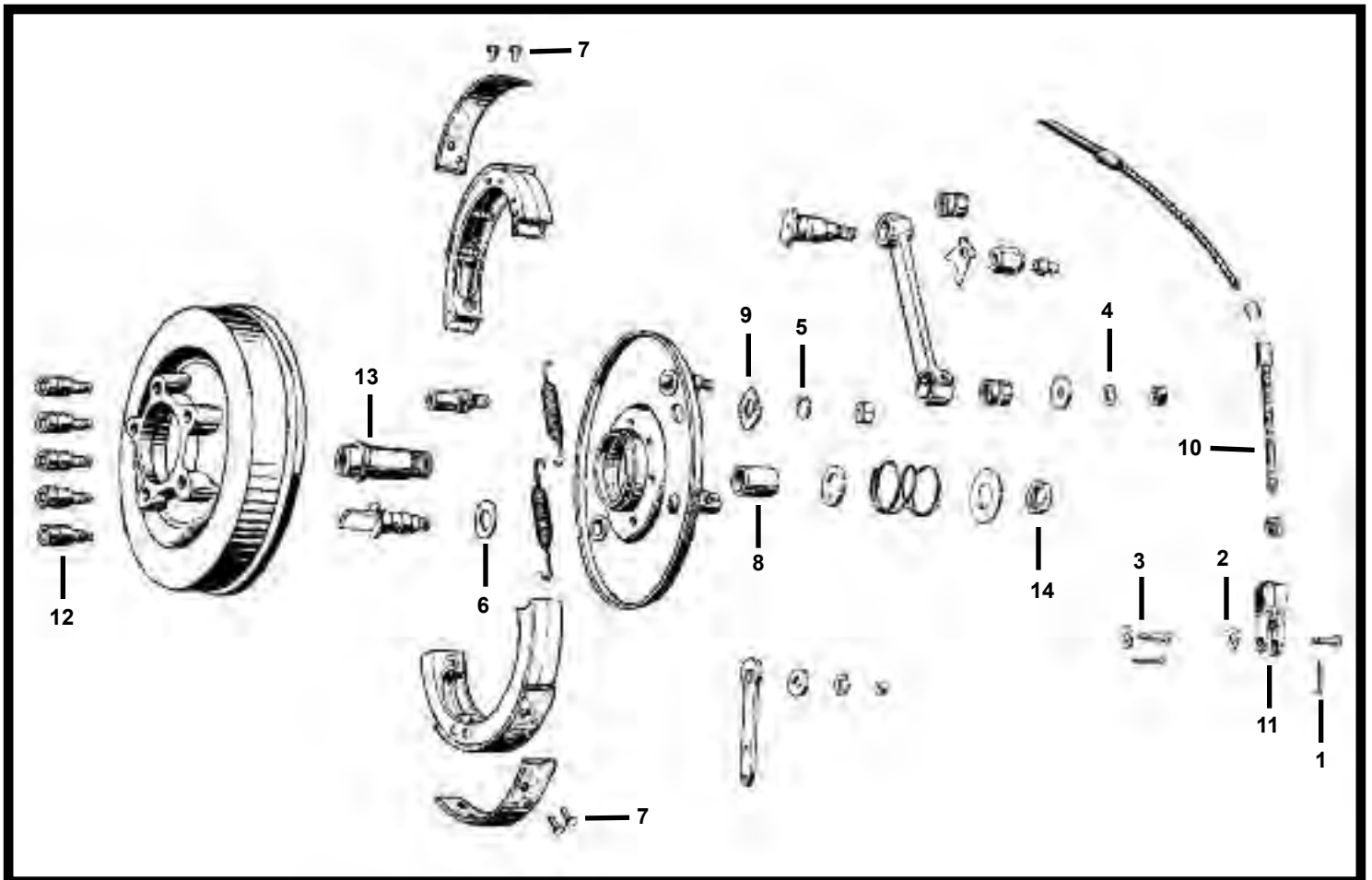


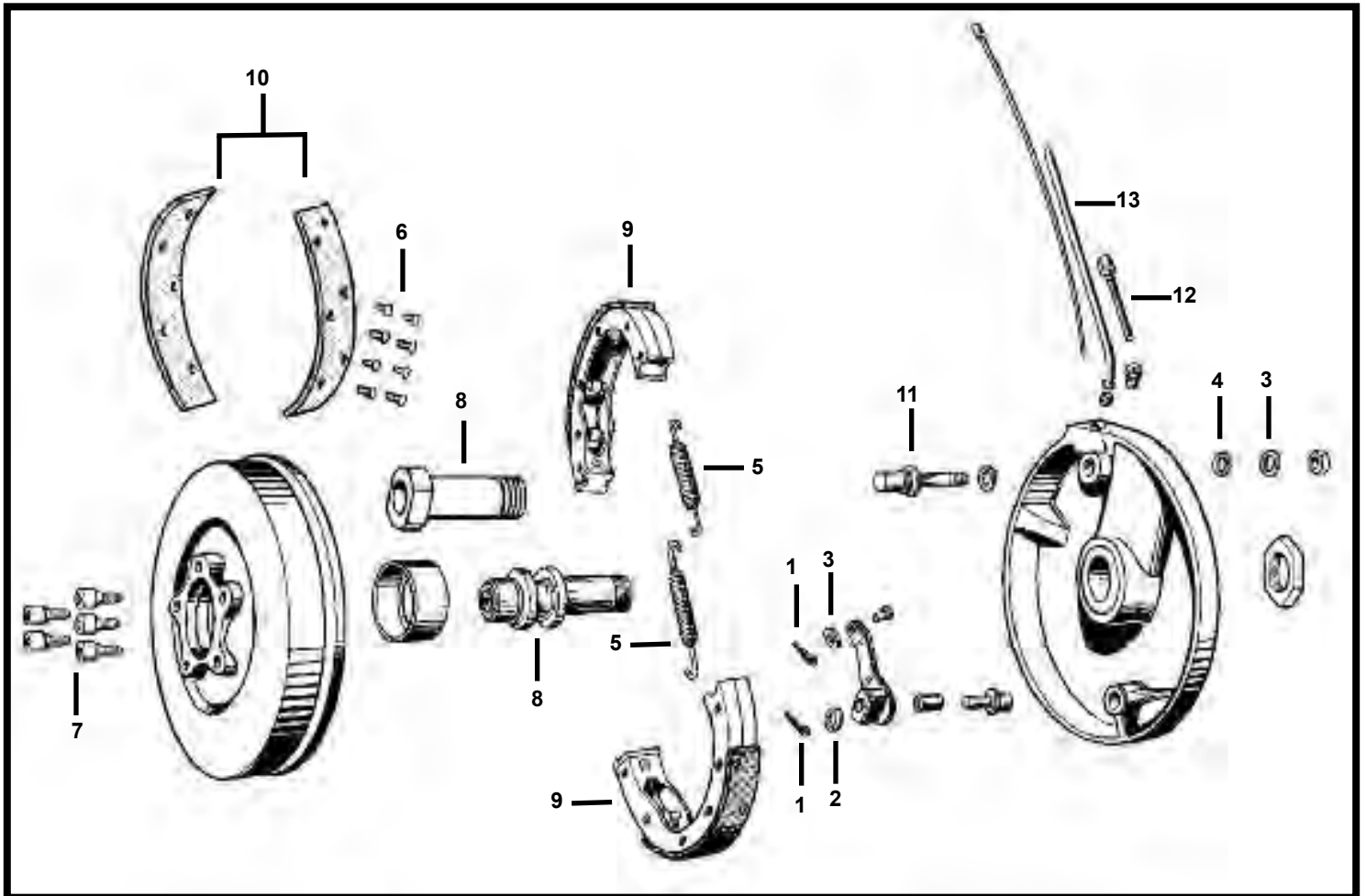
DIAGRAM NUMBER	EASTERN NUMBER	REPLACES OEM	DESCRIPTION
1	35-0113	515	pk-100 COTTER PINS **1/16 X 3/4" LONG** (ZINC PLATED)
2	A-6220W	6220W	pk-25 WASHER **1/4 X 7/16 X 1/32 THICK** (ZINC PLATED)
3	J-1-84		pk-10 KIT, CLEVIS PINS WASHERS & COTTER PINS, BIG TWIN 1937-1957
4	36-0234	7045	pk-100 LOCK WASHER **HI-COLLAR 3/8** (ZINC PLATED)
5	36-0210	7055	pk-100 LOCK WASHER **REGULAR 7/16** (ZINC PLATED)
6	A-41691-31	41691-31	pk-5 WASHER, BACKING PLATE, **BRONZE** BIG TWIN 1937-1957
7	A-41841-31	41841-31	pk-25 RIVETS, BRAKE SHOES, **5/16" LONG** BIG TWIN 1937-1972
8	A-44180-36	44180-36	each BUSHING, BRAKE BACKING PLATE, BIG TWIN 1937-1948
9	J-1-75A	44475-35	each LOCK PLATE, PIVOT STUD, **CHROME** BIG TWIN 1937-1957
10	A-45162-41	45162-41	each ADJUSTING SCREW, **BLACK** BIG TWIN 1941-1948
11	A-45172-28	45172-28	each CLEVIS, WITH NUT, **BLACK** BIG TWIN 1928-1948
12	J-1-115	43530-35A	set-5 LUG BOLT SET, BRAKE DRUM **BLACK** BIG TWIN 1937-1957
	J-1-115C		set-5 LUG BOLT SET, BRAKE DRUM **CHROME** BIG TWIN 1937-1957
13	A-43882-36	43882-36	each FRONT AXLE SLEEVE, BIG TWIN 1949-1966
14	40-0155	43886-30	each NUT, FRONT AXLE SLEEVE **BLACK OXIDE** BIG TWIN 1936-1945, V.L. 1930-1936 **MADE IN U.S.A.**

EASTERN MOTORCYCLE PARTS

FRONT BRAKE DRUM

MECHANICAL

BIG TWIN 1949-1971



<u>DIAGRAM NUMBER</u>	<u>EASTERN NUMBER</u>	<u>REPLACES OEM</u>	<u>DESCRIPTION</u>
1	35-0113	515	pk-100 COTTER PINS **1/16 X 3/4" LONG** (ZINC PLATED)
2	A-6375B	6375B	pk-25 WASHER **3/8 X 9/16 X 1/32 THICK** (ZINC PLATED)
3	A-6702	6702	pk-25 WASHER **5/16 X 11/16 X 1/16 THICK** (ZINC PLATED)
4	36-0210	7039	pk-100 LOCK WASHER **REGULAR 7/16** (ZINC PLATED)
5	J-1-93	41835-69B	pair SPRING, BRAKE SHOES, BIG TWIN 1949-1979
6	A-41841-31	41841-31	pk-25 RIVETS, BRAKE SHOES, **5/16" LONG** BIG TWIN 1937-1972
7	J-1-115	43530-35A	set-5 LUG BOLT SET, BRAKE DRUM **BLACK OX** BIG TWIN 1937-1957
	J-1-115C		set-5 LUG BOLT SET, BRAKE DRUM **CHROME** BIG TWIN 1937-1957
8	A-43882-48	43882-48	each FRONT AXLE SLEEVE, BIG TWIN 1949-1966
	A-43882-67	43882-67	each FRONT AXLE SLEEVE, BIG TWIN 1967-1971
8A	40-0155	43886-30	each NUT, FRONT AXLE SLEEVE **BLACK OXIDE** BIG TWIN 1936-1945, V.L. 1930-1936 **MADE IN U.S.A.**
9	A-44401-49B	44401-49B	pair BRAKE SHOES, FRONT BRAKE DRUM, **MECHANICAL** B/T 1949-1971
10	A-44432-54A	44432-54A	pair BRAKE LININGS (WITH RIVETS) **15/16 width** BIG TWIN 1949-1971
11	A-44448-48	44448-48	each PIVOT STUD, FRONT BRAKE DRUM, BIG TWIN 1949-1971
12	Y-21-425	45159-50	each ADJUSTING SCREW, FRONT BRAKE CABLE, BIG TWIN 1949-1972
13	Y-21-428	45200-60	each BRAKE TUBE, FRONT BRAKE CABLE **CHROME** BIG TWIN 1960-1971

****EASTERN MOTORCYCLE PARTS****

****CABLES****

****BIG TWIN-SPORTSTER****

****MASTER LISTING****



<u>EASTERN NUMBER</u>	<u>REPLACES OEM</u>	<u>DESCRIPTION</u>
E-1020	38599-83 each	CLUTCH CABLE, **STOCK LENGTH** BIG TWIN 1983-1986
E-1023	each	CLUTCH CABLE, **4" OVER STOCK** (THICK HOUSING), BIG TWIN 1968-1984
E-1010	38618-52 each	CLUTCH CABLE, **STOCK LENGTH** BIG TWIN 1952-1967
E-1011	each	CLUTCH CABLE, **8" OVER STOCK** BIG TWIN 1952-1967
E-1012	38618-68 each	CLUTCH CABLE, **STOCK LENGTH** (THICK HOUSING), BIG TWIN 1968-1984
E-1013	each	CLUTCH CABLE, **8" OVER STOCK** (THICK HOUSING), BIG TWIN 1968-1984
E-1025	38618-68A each	CLUTCH CABLE, **STOCK LENGTH** (THIN HOUSING), BIG TWIN 1968-1984
E-1014	38619-57 each	CLUTCH CABLE, **STOCK LENGTH** SPORTSTER 1952-1970
E-1015	each	CLUTCH CABLE, **6" OVER STOCK** SPORTSTER 1952-1970
E-1016	each	CLUTCH CABLE, **12" OVER STOCK** SPORTSTER 1952-1970
E-1017	38619-71 each	CLUTCH CABLE, **STOCK LENGTH** SPORTSTER 1971-1985
E-1018	each	CLUTCH CABLE, **6" OVER STOCK LENGTH** SPORTSTER 1971-1985
E-1019	each	CLUTCH CABLE, **12" OVER STOCK LENGTH** SPORTSTER 1971-1985
E-1028	38619-86 each	CLUTCH CABLE, **STOCK LENGTH** (883 C/C), SPORTSTER 1986-PRESENT
E-1030	38621-86 each	CLUTCH CABLE, **STOCK LENGTH** (1100 & 1200 C/C), SPORTSTER 1986-PRESENT
E-1070	38634-75A each	BRAKE CABLE, **COMPLETE** (REAR), SPORTSTER 1975-1976
E-1072	38634-76 each	BRAKE CABLE, **COMPLETE** (REAR), SPORTSTER 1977-1978

****CONTINUED NEXT PAGE****

5120 HILDA ROAD* BLACKVILLE, S.C. 29817* 803-284-3304

Pg 357

****EASTERN MOTORCYCLE PARTS****

****CABLES****

****BIG TWIN-SPORTSTER****

****MASTER LISTING****

<u>EASTERN NUMBER</u>	<u>REPLACES OEM</u>	<u>DESCRIPTION</u>
A-29211-86	29211-86 each	CHOKE CABLE, (INNER & OUTER) ** WITH CHROME KNOB** BIG TWIN 1986-1989
A-29212-71	29212-71 each	CHOKE CABLE, (INNER & OUTER) ** WITH CHROME KNOB** BIG TWIN 1971-E/1978
A-29213-79	29213-79 each	CHOKE CABLE, (INNER & OUTER) ** WITH CHROME KNOB** BIG TWIN L/1978-1984
A-29215-78	29215-78 each	CHOKE TUBE ONLY, **CADMIUM PLATED** BIG TWIN 1978-1984
A-29221-73	29221-73 each	CHOKE TUBE ONLY, **CADMIUM PLATED** BIG TWIN 1973-1978
Y-21-433	45036-68 pk-5	PIN & BUSHING KIT, CLUTCH & BRAKE LEVERS, BIG TWIN 1968-1982, SPORT 1965-1982
A-45036-82	45036-82 each	PIN & BUSHING KIT, CLUTCH LEVERS, BIG TWIN 1982-1988, SPORTSTER 1982-1988
A-45036-88	45036-88 pk-10	PIVOT PINS, FOR CLUTCH CABLE, BIG TWIN 1988-2007, SPORTSTER 1988-2003
E-1062	56308-86 each	THROTTLE CONTROL CABLE, **NYLON LINED** (883 & 1100 C/C), SPORTSTER 1986-'87
E-1064	56309-86 each	IDLER CONTROL CABLE, **NYLON LINED** (883 & 1100 C/C), SPORTSTER 1986-1987
E-1054	56313-76 each	THROTTLE CABLE, **KIEHIM CARBURETOR** BIG TWIN 191976-1980
E-1060	56323-81A each	IDLER CONTROL CABLE, *NYLON LINED*, BIG TWIN 1981-1984, SPORTSTER 1981-1985
E-1058	56324-81A each	THROTTLE CONTROL CABLE, BIG TWIN 1981-1984, SPORTSTER 1981-1985
E-1056	56327-81B each	THROTTLE CONTROL CABLE, **NYLON LINED** BIG TWIN 1984-1996
E-1057	56328-81B each	IDLER CONTROL CABLE, **NYLON LINED** BIG TWIN 1984-1996
E-1066	56336-83 each	THROTTLE CONTROL CABLE, **NYLON LINED** BIG TWIN 1984-1999
E-1068	56337-83 each	IDLER CONTROL CABLE, **NYLON LINED** BIG TWIN 1984-1999
E-1055	56389-74 each	THROTTLE CABLE, **BENDIX CARBURETOR** BIG TWIN 1974-1975, SPORT. 1974-1976
E-1050	each	THROTTLE KIT AND 53" CABLE, BIG TWIN 1976-PRESENT, SPORTSTER 1976-PRESENT
E-1052	each	THROTTLE CABLE, **UNIVERSAL** (53" LONG)
Y-21-509	67024-84A each	SPEEDOMETER CABLE, (COMPLETE) **INNER & OUTER** BIG TWIN 1985-1996
Y-21-508	67026-36A each	SPEEDOMETER CABLE, (COMPLETE) **INNER & OUTER** BIG TWIN 1937-1961
Y-21-510	67026-62 each	SPEEDOMETER CABLE, (COMPLETE) **INNER & OUTER** BIG TWIN 1962-1980 & 80-'83
A-67026-81	67026-81 each	SPEEDOMETER CABLE, **FRONT WHEEL** (33-1/2" LONG), BIG TWIN 1981-1984
A-67038-84	67038-84 each	SPEEDOMETER CABLE, **INNER & OUTER** (37-1/2" LONG), BIG TWIN 1984-1985
A-67048-83A	67048-83A each	SPEEDOMETER CABLE, **INNER & OUTER** (42-1/4" LONG), B/T 1980-1985, SP. '84-'86
Y-21-517	67051-70 each	SPEEDOMETER CABLE, (COMPLETE) **INNER & OUTER** SPORTSTER 1970-1972
A-67051-73	67051-73 each	SPEEDOMETER CABLE, **INNER & OUTER** (38-1/2" LONG), B/T 1973-1978, SP. "1973"
A-67051-74	67051-74 each	SPEEDOMETER CABLE, **INNER & OUTER** (38-1/2" LONG), SP. 1974-1983, SP. 1979-'83
A-67052-78A	67052-78A each	SPEEDOMETER CABLE, **INNER & OUTER** (38-1/2" LONG), B/T 1973-1987, SP. 1983-'86
A-67054-83A	67054-83A each	SPEEDOMETER CABLE, **INNER & OUTER** (44-1/2" LONG), B/T 1984-1987, SP. "1983"
A-67057-41	67057-41 each	SPEEDOMETER CABLE, **INNER ONLY** (45" SOLO) FORTY-FIVE 194101973
A-67060-79A	67060-79A each	SPEEDOMETER CABLE, **INNER & OUTER** (41-1/2" LONG), B/T 1982-1983, SP. 1979-'82
A-67072-79	67072-79A each	SPEEDOMETER CABLE, **INNER & OUTER** (38-1/2" LONG), BIG TWIN 1980-1985
A-67078-85A	67078-85A each	SPEEDOMETER CABLE, **INNER & OUTER** (38" LONG), BIG TWIN 1986-PRESENT
A-92065-70	92065-70 each	TACHOMETER CABLE, **INNER & OUTER** (29" LONG), SPORTSTER 1970-1973
A-92065-74	92062-65A each	TACHOMETER CABLE, **INNER & OUTER** (33-1/2" LONG), SPORTSTER 1974-1980
J-1-110	each	ROUTER RING ADAPTER, **THROTTLE CABLE** (3-BOLT HOLES)

****HANDLEBAR CONTROLS****

****FLOORBOARDS****

****KICKSTAND PARTS****


- 
- * BRAKE LEVERS
 - * CHAIN GUARDS
 - * CLUTCH LEVERS
 - * FENDERS
 - * FLOORBOARDS, PADS & MOUNTING KITS
 - * FOOT RESTS & PADS
 - * HANDLEBAR GRIPS & PLUGS
 - * KICKSTAND RELATED PARTS
 - * MASTER CYLINDER ASSEMBLIES
 - * MASTER CYLINDER COVERS
 - * MASTER CYLINDER ADJUSTING SCREWS
 - * SWITCH HOUSINGS
 - * SWITCHES: ON-OFF, HEADLIGHT, HORN,
 - * TURN SIGNAL SWITCHES

****EASTERN MOTORCYCLE PARTS****

****HANDLE BAR CONTROLS****

****AND RELATED PARTS****

****BIG TWIN-SPORTSTER****




EASTERN NUMBER

REPLACES OEM

DESCRIPTION

Y-21-300	45013-72 each	MASTER CYLINDER ASSEMBLY, **CHROME** BIG TWIN 1972-1981, SPORT. 1973-1981
Y-21-299	45013-82A each	MASTER CYLINDER ASSEMBLY, **CHROME** BIG TWIN 1982-1985, SPORT. 1982-1985 **MASTER CYLINDER HAS A 3/4" PISTON**
Y-21-298	45013-85B each	MASTER CYLINDER ASSEMBLY, **CHROME** BIG TWIN 1985-1992, SPORT. 1985-1995 **MASTER CYLINDER IS FOR DUAL DISC AND HAS A 11/16" PISTON**
Y-21-295	45013-96 each	MASTER CYLINDER ASSEMBLY, **CHROME** BIG TWIN 1996-2004, SPORT. 1996-2003 **MASTER CYLINDER HAS A 11/16" PISTON**
Y-21-297	45019-85A each	MASTER CYLINDER ASSEMBLY, **CHROME** BIG TWIN 1985-1992, SPORT. 1985-1995 **MASTER CYLINDER IS FOR SINGLE DISC AND HAS A 5/8" PISTON**
Y-21-293	45019-96 each	MASTER CYLINDER ASSEMBLY, **CHROME** BIG TWIN 1996-1999, SPORT. 1996-2003 **MASTER CYLINDER HAS A 9/16" PISTON**

****SEE PAGE 342, 343, 344 FOR MASTER CYLINDER REPAIR KITS****



EASTERN NUMBER

REPLACES OEM

DESCRIPTION

Y-21-275	44000-78D each	BRAKE CALIPER, REAR DISC. **CHROME** BIG TWIN 1977-1982
Y-21-277	44025-79 pair 44026-79	BRAKE CALIPERS, DUAL DISC. **CHROME** BIG TWIN 1977-1983, SPORTSTER 1977-'83

****CONTINUED NEXT PAGE****

5120 HILDA ROAD* BLACKVILLE, S.C. 29817* 803-284-3304



Pg 360

****EASTERN MOTORCYCLE PARTS****

****HANDLE BAR CONTROLS****

****AND RELATED PARTS****

****BIG TWIN-SPORTSTER****



****CONTINUED ON NEXT PAGE****

5120 HILDA ROAD* BLACKVILLE, S.C. 29817* 803-284-3304

Pg 361

****EASTERN MOTORCYCLE PARTS****

****HANDLE BAR CONTROLS****


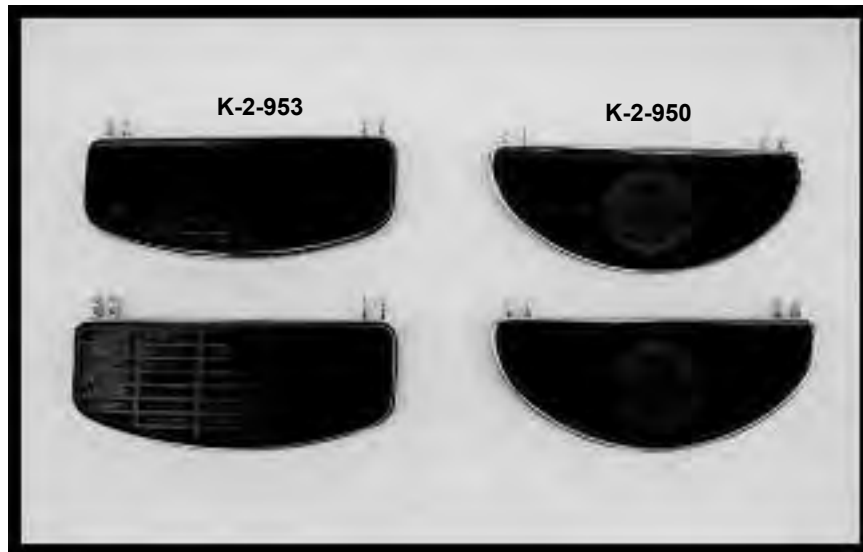
****AND RELATED PARTS****

****BIG TWIN-SPORTSTER****

<u>EASTERN NUMBER</u>	<u>REPLACES OEM</u>		<u>DESCRIPTION</u>
Y-21-310	2695W	set-8	SCREW KIT, MASTER CYLINDER & CLUTCH BRACKET, BIG TWIN 1972-1981 SCREW KIT, MASTER CYLINDER & CLUTCH BRACKET, SPORTSTER 1973-1981
A-6811W	6811W	pk-10	WASHER, FRONT HAND BRAKE, BIG TWIN 1977-1981, SPORTSTER 1973-1981
A-10001	10001	pk-10	CLAMP, HANDLE BAR SWITCHES, BIG TWIN 1949-1984, SPORTSTER 1954-1973
Y-21-302	38608-73	each	CLUTCH LEVER BRACKET, **CHROME** BIG TWIN 1972-1981, SPORTSTER 1973-1981
Y-21-304	38609-72	each	HAND LEVER AND BRACKET, **CHROME** BIG TWIN 1972-1981, SPORTSTER 1973-1981
A-41731-82	41731-82	pk-25	WASHERS, HANDLEBAR MASTER CYLINDER, BIG TWIN 1983-1989, SPORT. 1982-1989
J-1-92	41836-84	each	SPRING, KICKSTAND RETURN, SPORTSTER 1985-1988
A-45012-72	45012-72	pk-10	GASKET, MASTER CYLINDER COVER, BIG TWIN 1972-1981, SPORTSTER 1973-1981
Y-21-300	45013-72	each	MASTER CYLINDER ASSEMBLY, **CHROME** BIG TWIN 1972-1981, SPORT. 1973-1981
Y-21-440	45016-72	each	BRAKE LEVER, (POWER GRIP) **CHROME** BIG TWIN 1972-1981, SPORT. 1973-1981
Y-21-436	45016-72	each	DISC BRAKE LEVER, STD TYPE, **CHROME** BIG TWIN 1972-1981, DISC BRAKE LEVER, STD TYPE, **CHROME** SPORTSTER 1973-1981
Y-21-445	45016-82	each	BRAKE LEVER, **CHROME** BIG TWIN 1982-2007, SPORTSTER 1982-2003
Y-21-447	45017-82A	each	CLUTCH LEVER, **CHROME** BIG TWIN 1982-1987, SPORTSTER 1982-1987
Y-21-439	45024-65A	each	CLUTCH LEVER, (POWER GRIP) **CHROME** BIG TWIN 1972-1981, SPORT. 1973-1981
Y-21-435	45024-65A	each	CLUTCH LEVER, STD TYPE, **CHROME** BIG TWIN 1965-1981, SPORTSTER 1965-1981
A-45031-72	45031-72	pk-5	PINS, MASTER CYLINDER PLUNGER, BIG TWIN 1972-1981, SPORTSTER 1973-1981
A-45032-72	45032-72	pk-5	PINS, MASTER CYLINDER HAND LEVER PIVOT, BIG TWIN 1972-1981, SPORT 1973-1981
Y-21-433	45036-68	pk-5	PIN & BUSHING KIT, CLUTCH AND BRAKE LEVERS, BIG TWIN 1968-1952, SP. 1965-1982
A-45036-82	45036-82	each	PIN & BUSHINGS, CLUTCH LEVER, BIG TWIN 1982-1988, SPORTSTER 1982-1988
A-45036-88	45036-88	pk-10	PIVOT PIN, FOR CLUTCH LEVER, BIG TWIN 1988-2007, SPORTSTER 1988-2003
A-45055-72	45055-72	pk-5	PLUNGER, MASTER CYLINDER, **FRONT** BIG TWIN 1972-1981, SPORT. 1973-1981
Y-21-315	45057-72	each	MASTER CYLINDER COVER, **CHROME** BIG TWIN 1972-1981, SPORTSTER 1973-1981
Y-21-317	45057-82	each	MASTER CYLINDER COVER, **CHROME** BIG TWIN 1982-1985, SPORTSTER 1982-1985
A-45059-72	45059-72	pk-10	SPRING CUP, MASTER CYLINDER, BIG TWIN 1972-1981, SPORTSTER 1973-1981
A-45061-72A	45061-72A	pk-10	SPRINGS, FRONT MASTER CYLINDER RETURN, BIG TWIN 1972-1981, SP. 1973-1981
A-45071-72	45071-72	pk-10	SPRINGS, FRONT MASTER CYLINDER PLUNGER, BIG TWIN 1972-1981, SP. 1973-1981
Y-21-425	45159-50	each	ADJUSTING SCREW, FRONT BRAKE CABLE, BIG TWIN 1949-1972, SPORT. 1952-1972
A-45583-83	45583-83	pk-25	WASHERS, HANDLEBAR MASTER CYLINDER, BIG TWIN 1984-1991, SPORT. 1984-1991
A-56158-73	56158-73	pk-4	RUBBER BUSHINGS, HANDLE BAR MOUNT, BIG TWIN 1973-1991, SPORT. 1973-PRES
K-2-780	56205-62A	pair	HANDLE BAR GRIPS
A-56216-53	56216-53	pk-10	SPRINGS, HANDLE BAR END GRIP, BIG TWIN 1953-1974, SPORTSTER 1953-1974
A-63609-72	63609-72	pk-5	FITTING, MASTER CYLINDER, FRONT BRAKE LINE, BIG TWIN 1973-1981, SP. 1973-1977
Y-21-306	71539-73B	each	SWITCH HOUSING, **CHROME** BIG TWIN 1972-1981, SPORTSTER 1973-1981
Y-21-308		each	SWITCH HOUSING, (PLAIN) **CHROME** BIG TWIN 1972-1981, SPORTSTER 1973-1981

****EASTERN MOTORCYCLE PARTS****

****FLOOR BOARDS** **AND RELATED PARTS****



<u>EASTERN NUMBER</u>	<u>REPLACES OEM</u>	<u>DESCRIPTION</u>
K-2-950	50603-40 pair	FLOOR BOARDS WITH PADS, BIG TWIN 1941-1965
K-2-952	50603-66 pair	FLOOR BOARDS WITH PADS, BIG TWIN 1965-1974
K-2-953	50603-74A pair	FLOOR BOARDS WITH PADS AND BUMPERS, BIG TWIN 1966-1984
K-2-961	50614-40 pair	RUBBER PADS, FOR FLOOR BOARDS, BIG TWIN 1980-PRESENT
K-2-963	50614-66 pair	RUBBER PADS, FOR FLOOR BOARDS, BIG TWIN 1966-PRESENT
K-2-954	50621-79 pair	FLOOR BOARDS WITH PADS AND BUMPERS, BIG TWIN 1980-PRESENT
O-6-055	50939-52 pair	FOOT RESTS WITH BLACK COVERS, BIG TWIN 1948-1985, SPORTSTER 1952-1990
K-2-783	50940-52 pair	FOOT REST RUBBER **BLACK** BIG TWIN 1954-1991, SPORTSTER 1952-1991
K-2-955	kit	FLOOR BOARD MOUNTING KIT, BIG TWIN 1941-1964
K-2-957	kit	FLOOR BOARD MOUNTING KIT, BIG TWIN 1966-1984
C-8773-12		FOOTBOARD HINGE BOLT KIT, **CADMIUM** BIG TWIN 1929-PRESENT
C-9685-12		FOOTBOARD HINGE BOLT KIT, **PARKERIZED** BIG TWIN 1929-PRESENT
C-8774-18		FOOT BOARD HINGE BOLT KIT, (BUDDY FOOTREST) **CADMIUM** BIG TWIN 1929-P.
C-9722-18		FOOT BOARD HINGE BOLT KIT, (BUDDY FOOTREST) **PARKERIZED** BIG TWIN 1929-P



5120 HILDA ROAD* BLACKVILLE, S.C. 29817* 803-284-3304

****EASTERN MOTORCYCLE PARTS****

****KICK STAND****

****AND RELATED PARTS****

****BIG TWIN-SPORTSTER****





EASTERN NUMBER	REPLACES OEM	DESCRIPTION
A-49570-38	49570-38 pk-10	BOLTS, REAR STAND MOUNT, BIG TWIN 1938-1957, FORTY-FIVE 1939-1973
A-50005-85A	50005-85A each	KICK STAND SPRING, **CHROME** BIG TWIN 1985-1998, SPORTSTER 1991-PRES.
J-1-99	50011-30A each	KICK STAND SPRING, **CHROME** BIG TWIN 1936-1984, SPORTSTER 1954-1984
Y-21-497	50013-74A each	KICK STAND ASSEMBLY (COMPLETE) **CHROME** BIG TWIN 1958-1974
J-1-95	50014-36 each 50049-36	KICK STAND MOUNTING BRACKET, **CHROME** BIG TWIN 1936-1980
J-1-98	50041-80 each	KICK STAND MOUNTING BRACKET, **CHROME** BIG TWIN 1980-1984
J-1-97	50015-74 each 50094-36	KICK STAND LEG STOP, **CHROME** BIG TWIN 1936-1986
J-1-97B	50015-74 each 50094-36	KICK STAND LEG STOP, **PLAIN** BIG TWIN 1936-1986
J-1-96	50028-74A each 50036-36	KICK STAND SPRING PLATE, **CHROME** BIG TWIN 1936-1986
Y-21-495	50040-80 each	KICK STAND ASSEMBLY (COMPLETE) **CHROME** BIG TWIN 1980-1984
A-50057-90	50057-90 each	RETURN SPRING, **ZINC** BIG TWIN 1991-1994
A-50057-90C	50057-90C each	RETURN SPRING, **CHROME** BIG TWIN 1991-1994
Y-21-490	50061-36E each	KICK STAND, (OEM STYLE) **CHROME** BIG TWIN 1937-1996
Y-21-492	50069-82A each	KICK STAND, **CHROME** BIG TWIN 1982-1990
C-7803-11		KICKSTAND MOUNTING KIT, **ACORN CHROME** BIG TWIN 1936-1985
C-9617-18		JIFFY STAND MOUNTING KIT, **CHROME PLATED** BIG TWIN 1936-1978
C-9618-18		JIFFY STAND MOUNTING KIT, **CADMIUM PLATED** BIG TWIN 1936-1978
C-9619-18		JIFFY STAND MOUNTING KIT, **PARKERIZED** BIG TWIN 1936-1978

****EASTERN MOTORCYCLE PARTS****

****CHAIN GUARDS****

****BIG TWIN-SPORTSTER****



**EASTERN
NUMBER**
K-2-510
K-2-521

**REPLACES
OEM**
60302-63
60375-79


DESCRIPTION
CHAIN GUARD, ****OEM STYLE**** CHROME, BIG TWIN 1963-1984
CHAIN GUARD, CHROME, SPORTSTER 1979-1981

****EASTERN MOTORCYCLE PARTS****

****FENDERS****

****FRONT AND REAR****

****BIG TWIN-SPORTSTER****




<u>EASTERN NUMBER</u>	<u>REPLACES OEM</u>	<u>DESCRIPTION</u>
N-5-164	59007-73B	FRONT FENDER, WITH CHROME BRACKETS, BIG TWIN 1973-1987, SPORT. 1973-1987
N-5-168	59924-80	FRONT FENDER, WITH CHROME BRACKETS, BIG TWIN 1980-PRESENT
K-2-523	59800-36	FENDER CLAMPS ONLY, REAR, BIG TWIN 1936-1957
A-59140-34	59140-34	FRONT FENDER BRACE CLIP LOCKS **LEFT SIDE** BIG TWIN 1934-1948, FORTY-FIVE 1940-1954
A-59142-34	59142-34	FRONT FENDER BRACE CLIP LOCKS **RIGHT SIDE** BIG TWIN 1934-1948, FORTY-FIVE 1940-1954
A-59166-80	59166-80	LOCK PLATE, FRONT FENDER MOUNT, **ZINC PLATED** BIG TWIN 1980-2013

****EASTERN MOTORCYCLE PARTS****

****HANDLE BAR SWITCHES****

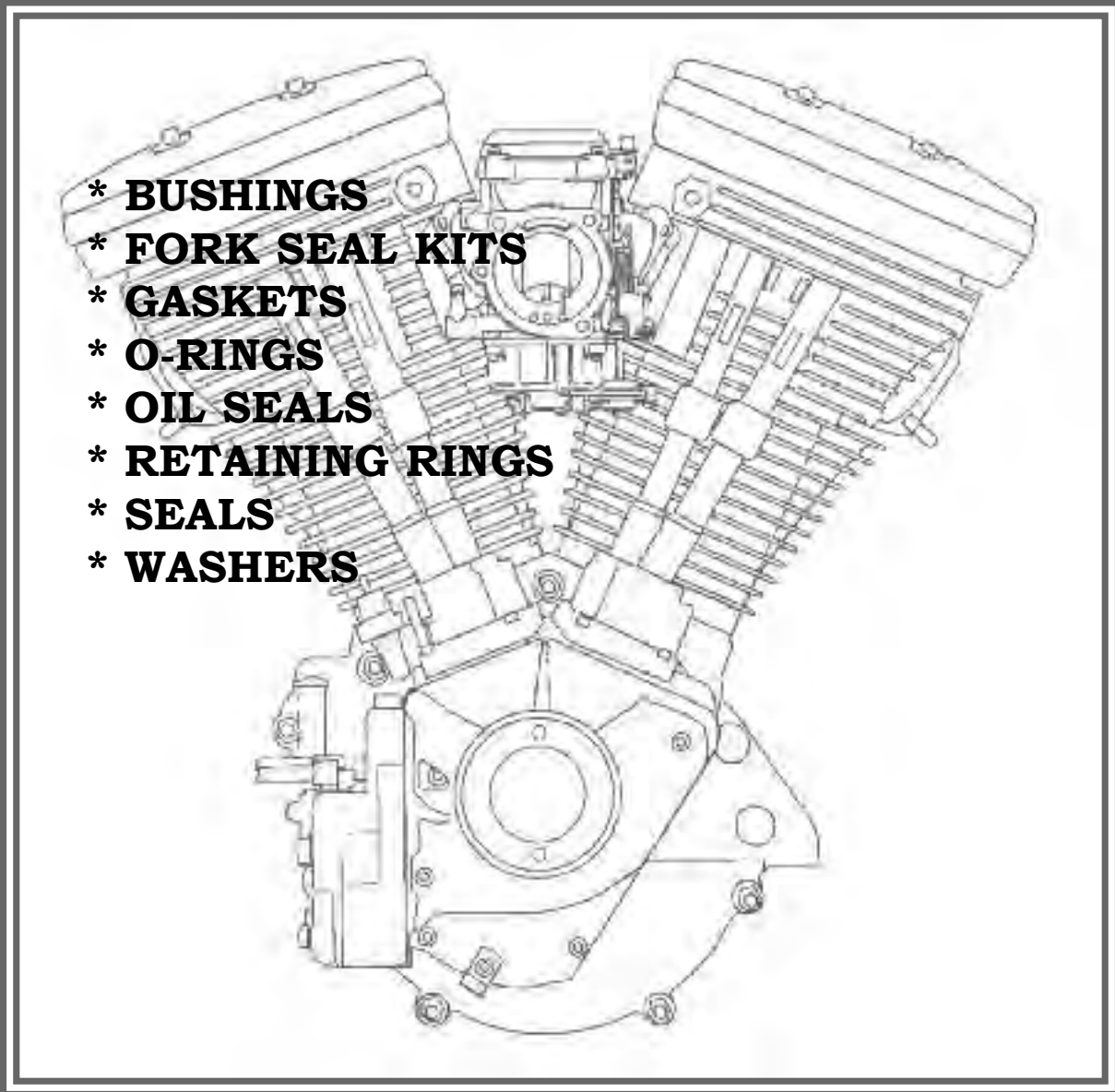
****BIG TWIN-SPORTSTER****



<u>EASTERN NUMBER</u>	<u>REPLACES OEM</u>		<u>DESCRIPTION</u>
A-71546-75B	71546-75B	each	HEAD LIGHT HI-LOW SWITCH, **ROCKER STYLE** BIG TWIN 1972-1981, HEAD LIGHT HI-LOW SWITCH, **ROCKER STYLE** SPORTSTER 1972-1981
A-71547-75A	71547-75A	each	RUN-OFF SWITCH, **ROCKER STYLE** BIG TWIN 1972-1981, SPORTSTER 1972-1981
30-0230	71571-82	each	START & RUN-OFF SWITCH, **BLACK** BIG TWIN 1982-1995, SPORTSTER 1982-1995
	71589-92		
30-0232	71571-82	each	START & RUN-OFF SWITCH, **CHROME** BIG TWIN 1982-1995, SPORTSTER 1982-1995
	71589-92		
30-0264	71589-96	each	START & RUN-OFF SWITCH, **BLACK** BIG TWIN 1996-2008., SPORTSTER 1996-2008
30-0266	71589-96C	each	START & RUN-OFF SWITCH, **CHROME** BIG TWIN 1996-2008, SPORTSTER 1996-2008
30-0250	71573-82	each	HORN & HI-LOW DIMMER SWITCH, **BLACK** BIG TWIN 1982-1995, SPORT. 1982-1995
	71597-92		
30-0252	71573-82	each	HORN & HI-LOW DIMMER SWITCH, **CHROME** BIG TWIN 1982-1995, SP. 1982-1995
	71597-92		
30-0282	71597-96	each	HORN & HI-LOW DIMMER SWITCH, **BLACK** BIG TWIN 1996-2008, SPORT. 1996-2008
30-0286	71597-96C	each	HORN & HI-LOW DIMMER SWITCH, **CHROME** BIG TWIN 1996-2008., SPORT. 1996-08
30-0238	71574-82	each	STOP LIGHT SWITCH, **BLACK** BIG TWIN 1982-1995, SPORTSTER 1982-1995
	71590-92		
30-0270	71590-96	each	STOP LIGHT SWITCH, **BLACK** BIG TWIN 1996-2008, SPORTSTER 1996-2009
A-71590-92	71590-92	each	STOP LIGHT SWITCH, **FRONT BRAKE** BIG TWIN 1982-1996
			STOP LIGHT SWITCH, **FRONT BRAKE** SPORTSTER 1982-1991
30-0242	71591-82	each	RIGHT TURN SIGNAL SWITCH, **BLACK** BIG TWIN 1982-1995, SPORTSTER 1982-1995
	71591-92		
30-0244	71591-82	each	RIGHT TURN SIGNAL SWITCH, **CHROME** BIG TWIN 1982-1995, SPORT. 1982-1995
	71591-92		
30-0274	71591-96	each	RIGHT TURN SIGNAL SWITCH, **BLACK** BIG TWIN 1996-2008, SPORTSTER 1996-2008
30-0278	71591-96C	each	RIGHT TURN SIGNAL SWITCH, **CHROME** BIG TWIN 1996-2008, SPORTSTER 1996-'08
30-0256	71570-82	each	LEFT TURN SIGNAL SWITCH, **BLACK** BIG TWIN 1982-1995, SPORTSTER 1982-1995
	71598-92		
30-0258	71570-82	each	LEFT TURN SIGNAL SWITCH, **CHROME** BIG TWIN 1982-1995, SPORTSTER 1982-1995
	71598-92		
30-0292	71598-96	each	LEFT TURN SIGNAL SWITCH, **BLACK** BIG TWIN 1996-2008, SPORTSTER 1996-2008
30-0296	71598-96C	each	LEFT TURN SIGNAL SWITCH, **CHROME** BIG TWIN 1996-2008, SPORTSTER 1996-2008
A-71800-26A	71800-26A	each	HORN OR STARTER, **CHROME** BIG TWIN 1936-1981, SPORTSTER 1954-1981
A-71840-29	71840-29	each	HEAD LIGHT HI-LOW DIMMER SWITCH, BIG TWIN 1936-1981, SPORTSTER 1954-1981

****FRONT FORKS****




- * BUSHINGS**
- * FORK SEAL KITS**
- * GASKETS**
- * O-RINGS**
- * OIL SEALS**
- * RETAINING RINGS**
- * SEALS**
- * WASHERS**



****EASTERN MOTORCYCLE PARTS****

****FRONT FORK RELATED PARTS****

****BIG TWIN-SPORTSTER****



****CONTINUED NEXT PAGE****

****EASTERN MOTORCYCLE PARTS****

****FRONT FORK RELATED PARTS****

****BIG TWIN-SPORTSTER****


EASTERN NUMBER	REPLACES OEM	DESCRIPTION
41-0110	* 45374-87	pk-10 SPRING, SLIDER DAMPER TUBES, (FRONT END) BIG TWIN 1987-PRES., SPORT. 1987-P.
A-45377-87	45377-87	pk-10 SPACER, FRONT FORK OIL SEAL, BIG TWIN 1987-1999, SPORTSTER 1988-2009
A-45378-87	45378-87	pk-5 OIL SEALS, FRONT FORK SLIDER TUBE, BIG TWIN 1987-1996, SPORTSTER 1988-2009
A-45382-83	45382-83	pk-10 SPRINGS, SLIDER DAMPER TUBES, BIG TWIN 1984-1987, SPORTSTER 1984-1987
A-45387-83	45387-83	pk-5 OIL SEALS, FRONT FORK, BIG TWIN 1985-1990, SPORTSTER 1984-1987
A-45400-75	45400-75	pk-5 OIL SEALS, FRONT FORK. BIG TWIN 1976-1983, SPORTSTER 1975-1983
A-45403-75	45403-75	pk-10 WASHER (FIBER) LOWER LEG DRAIN SCREW, BIG TWIN 1976-1979, SPORT. 1975-1979
A-45406-75	45406-75	pk-10 WASHER (COPPER) DAMPER TUBE SCREWS, BIG TWIN 1976-1990, SPORT. 1975-1990
A-45443-86	45443-86	pk-10 O-RINGS, FRONT FORK UPPER TUBE, BIG TWIN 1986-1998
L-3-988	45733-48	pk-10 RUBBER WASHER, FORK TUBE CAP, BIG TWIN 1949-1977
A-45752-52	45752-52	pk-5 SPACER, UPPER FORK BRACKET, SPORTSTER 1952-1978
K-2-820	45776-49	pair FORK TUBE PLUGS, **FRONT FORKS** BIG TWIN 1949-1977
A-45780-52	45780-52	pk-10 O-RINGS, FRONT FORK TUBE CAP, SPORTSTER 1954-1970
A-45790-80	45790-80	pk-10 DRAIN SCREWS AND COPPER WASHERS, BIG TWIN 1976-1999, SPORT. 1979-PRES.
A-45818-52	45818-52	each BUSHING, FRONT FORK TUBE LEG, SPORTSTER 1954-1972
A-45818-SET		set-4 BUSHINGS, FRONT FORK TUBE LEG, SPORTSTER 1954-1972
A-45823-49	45823-49	each BUSHING, LOWER FORK TUBE (LONG) BIG TWIN 1949-1977
A-45824-49	45824-49	each BUSHING, UPPER FORK TUBE (SHORT) BIG TWIN 1949-1977
A-45824-SET		set-4 BUSHINGS, UPPER & LOWER FORK TUBE (LONG & SHORT) BIG TWIN 1949-1977
		SET INCLUDES: (2) 45823-49 (2) 45824-49
A-45842-77	45842-77	pk-10 RETAINING RING, TOP SLIDER TUBE, BIG TWIN 1977-1984
A-45843-77	45843-77	pk-5 OIL SEAL, FRONT FORKS **SHOWA** BIG TWIN 1977-1984
A-45845-77	45845-77	pk-10 O-RINGS, SLIDER TUBE PLUG, BIG TWIN 1977-PRESENT
A-45847-84	* 45847-84	pk-10 RETAINING RING, FRONT FORK, **OIL SEAL** BIG TWIN 1984-1996
L-3-985	45850-48	pk-10 FELT WASHER, UPPER FORK LEG, BIG TWIN 1949-1977
A-45852-48	45852-48	pk-5 OIL SEALS, UPPER FORK LEG, BIG TWIN 1949-1977
A-45854-48	45854-48	pk-10 RETAINER WASHER, FRONT FORKS, BIG TWIN 1949-1977
A-45855-77	45855-77	pk-10 SPRINGS, DAMPER TUBES **SHOWA** BIG TWIN 1977-1984, SPORTSTER 1980-PRES.
A-45856-48	45856-48	pk-10 RETAINING RING, TOP SLIDER TUBE, BIG TWIN 1949-1977
A-45858-92	45858-92	pk-10 WASHERS, DRAIN SCREW DAMPER TUBES, BIG TWIN L/1977-PRESENT
A-45865-84	45865-84	pk-10 WASHER, SEAL SPACER **FRONT FORKS** BIG TWIN 1984-PRESENT
A-45875-84	45875-84	pk-5 OIL SEALS, FRONT FORK TUBE, BIG TWIN 1984-PRESENT
A-45905-87	45905-87	pk-10 RETAINING RING, TOP SLIDER TUBE, BIG TWIN 1987-1999, SPORTSTER 1980-2009
A-45908-80	45908-80	pk-10 RETAINING RING, TOP SLIDER TUBE, BIG TWIN 1980-1987, SPORTSTER 1979-1985
A-45927-73	45927-73	pk-5 OIL SEALS, FRONT FORKS **KAYABA** BIG TWIN 1973-1976, SPORTSTER 1973-1974
A-45933-86	45933-86	pk-10 SPRINGS, DAMPER TUBES **SHOWA** BIG TWIN 1987-PRESENT
A-45972-48	45972-48	pair BUSHINGS, FRONT FORK TUBE, BIG TWIN 1949-1977
A-45975-71	45975-71	pk-5 OIL SEALS, FRONT FORK TUBE, BIG TWIN 1971-1972, SPORTSTER 1971-1972
A-45982-73	45982-73	pk-10 O-RINGS, SLIDER TUBE CAP, BIG TWIN 1973-PRESENT, SPORTSTER 1973-PRESENT
K-2-808	45983-73	pair FORK BOOT RUBBER **KAYABA FORKS** BIG TWIN 1973-1974, SPORT, 1973-1974
A-45984-87	45984-87	pk-10 O-RINGS, SLIDER TUBE PLUG, BIG TWIN 1987-PRESENT
A-45986-73	45986-73	pk-10 WASHERS, DRAIN SCREW (FIBER) BIG TWIN 1973-1977, SPORTSTER 1973-1974
A-45992-73	45992-73	pk-10 WASHERS, DAMPER TUBE SCREWS (FIBER) BIG TWIN 1973-1977, SPORT. 1973-1974
A-45997-73	45997-73	pk-10 WASHERS, SLIDER TUBE CAP **FRONT FORKS** BIG TWIN 1973-1987, SPORT. 1973-'87
L-3-986	46111-48	pk-10 GASKETS, DAMPER TUBES, BIG TWIN 1949-1977
L-3-987	46125-48	pk-10 GASKETS, DAMPER BUSHING TUBE, BIG TWIN 1949-1977
A-46514-01	46514-01	pk-5 OIL SEALS, FRONT FORK LEG, BIG TWIN 2001-PRESENT
E-201	* 48311-60	pair BEARING CUPS, W/INNER RACE, **CHROME PLATED** BIG TWIN 1948-1984
A-48365-48A	48365-48A	pk-5 DUST SHIELD, LOWER HEAD BEARING, **ZINC PLATED** BIG TWIN 1948-PRESENT
A-63609-72	63609-72	pk-5 TUBE FITTING, FRONT FORK HOSE, BIG TWIN 1973-1981, SPORTSTER 1973-1977

****EASTERN MOTORCYCLE PARTS****

****FORK SEAL KITS****

****BIG TWIN-SPORTSTER****

****MASTER LISTING****




<u>EASTERN NUMBER</u>	<u>REPLACES OEM</u>	<u>DESCRIPTION</u>
17-0220		FORK SEAL KIT, BIG TWIN 1971-1972, SPORTSTER 1971-1972 KIT INCLUDES: (2) 6218W, (2) 11105, (2) 45780-52, (2) 45975-71
17-0226		FORK SEAL KIT, **KAYABA** BIG TWIN 1973-1977, SPORTSTER 1973-1974 KIT INCLUDES: (2) 45927-73, (2) 45931-73, (2) 45982-73, (2) 45986-73, (2) 45992-73
17-0232		FORK SEAL KIT, **SHOWA** BIG TWIN 1976-1984, SPORTSTER 1975-1983 KIT INCLUDES: (2) 45400-75, (2) 45403-75, (2) 45406-75, (2) 45908-80, (2) 45982-73
17-0235		FORK SEAL KIT, **SHOWA** BIG TWIN 1984-1987, SPORTSTER 1984-1987 KIT INCLUDES: (2) 45387-83, (2) 45403-75, (2) 45406-75, (2) 45908-80, (2) 45982-73
17-0239		FORK SEAL KIT, **SHOWA** SPORTSTER 1988-PRESENT KIT INCLUDES: (2) 45378-87, (2) 45403-75, (2) 45406-75, (2) 45908-87, (2) 45984-87
17-0260	45849-49	FORK SEAL KIT, **H-D FORK** BIG TWIN 1949-1977, KIT INCL: (2) 45733-48,(2) 45850-48, (2) 45852-48, (2) 45856-48, (2) 46111-48, (2) 46125-48
M-4-836	45849-49	FORK SEAL KIT, **H-D FORK** BIG TWIN 1949-1977, KIT INCLUDES: (2) 45733-48, (2) 45850-48, (2) 45852-48, (2) 46111-48, (2) 46125-48
17-0264		FORK SEAL KIT, **SHOWA** BIG TWIN 1977-1984 KIT INCLUDES: (2) 45403-75, (2) 45406-75, (2) 45842-77, (2) 45843-77, (2) 45845-77
17-0268	*	FORK SEAL KIT, **SHOWA** BIG TWIN 1984-1999 KIT INCLUDES: (2) 45403-75, (2) 45406-75, (2) 45845-77, (2) 45847-84, (2) 45875-84
M-4-834		FORK SEAL KIT, **SHOWA** BIG TWIN 1977-1984, KIT INCLUDES: (2) 45733-48, (2) 45843-77, (2) 45845-77

****EASTERN MOTORCYCLE PARTS****

****FORK SPRINGS****

****BIG TWIN-SPORTSTER****

****MASTER LISTING****



****ALL FORK SPRINGS ARE SOLD IN PAIRS****

<u>EASTERN NUMBER</u>	<u>REPLACES OEM</u>	<u>DESCRIPTION</u>
K-2-844	* 45362-90	FORK SPRINGS, **SHOWA** BIG TWIN 1990-1996
41-0110	* 45374-87	SPRINGS, DAMPER TUBES, BG TWIN 1987-1999, SPORTSTER 1987-PRESENT
K-2-842	* 45375-87	FORK SPRINGS, **SHOWA** BIG TWIN 1987-1990
K-2-843	45385-83	FORK SPRINGS, **SHOWA** BIG TWIN 1984-1987
K-2-834	45408-75	FORK SPRINGS, **SHOWA** BIG TWIN 1976-1982, SPORTSTER 1975-1979
K-2-840	* 45408-84	FORK SPRINGS, **SHOWA** BIG TWIN 1984-1987
K-2-836	* 45837-77	FORK SPRINGS, **SHOWA** BIG TWIN 1977-1984
K-2-838	* 45853-83	FORK SPRINGS, **SHOWA** BIG TWIN 1984-1996
K-2-832	45907-80	FORK SPRINGS, **SHOWA** SPORTSTER 1980-1983
K-2-833	* 45907-83	FORK SPRINGS, **SHOWA** SPORTSTER 1984-1987
K-2-847	* 45931-86	FORK SPRINGS, **SHOWA** BIG TWIN 1987-1996
K-2-826	45984-73	FORK SPRINGS, **KAYABA** BIG TWIN 1973-1977, SPORTSTER 1973-1984
K-2-830	* 45987-77	FORK SPRINGS, **SHOWA** BIG TWIN 1977-1982
K-2-845	* 46048-80	FORK SPRINGS, **SHOWA** BIG TWIN 1980-1984
K-2-846	46048-84	FORK SPRINGS, **SHOWA** BIG TWIN 1985-1999
K-2-822	46051-49A	FORK SPRINGS, **H-D FORK** BIG TWIN 1949-1977
K-2-831	46052-80	FORK SPRINGS, **SHOWA** BIG TWIN 1982-1983, SPORTSTER 1980-1982
K-2-823	46057-68	FORK SPRINGS, **H-D FORK** SPORTSTER 1968-1970
	46058-68	
K-2-824	* 46057-71	FORK SPRINGS, **H-D FORK** BIG TWIN 1971-1972, SPORTSTER 1971-1972

5120 HILDA ROAD* BLACKVILLE, S.C. 29817* 803-284-3304

Pg 372

****CHROME COVERS****

****BATTERY PARTS****

****SPEEDOMETERS****


- 
- * BATTERY COVERS, STRAPS & CABLES
 - * COIL COVERS
 - * DERBY COVERS
 - * DISTRIBUTOR COVERS
 - * GENERATOR COVERS
 - * HORN COVERS
 - * INSPECTION COVERS
 - * KICK STARTER COVERS
 - * MASTER CYLINDER COVERS
 - * POINT COVERS
 - * PRIMARY COVERS
 - * REGULATOR COVERS
 - * ROCKER COVERS (PANHEAD, SHOVELHEAD & KNUCKLEHEAD
 - * SOLENOID COVERS
 - * SPEEDOMETERS, BRACKETS, DRIVE UNITS
 - * STARTER COVERS

****EASTERN MOTORCYCLE PARTS****

****BATTERY COVERS****

****AND RELATED PARTS****

****BIG TWIN-SPORTSTER****





<u>EASTERN NUMBER</u>	<u>REPLACES OEM</u>	<u>DESCRIPTION</u>
K-2-524	62585-36 each	BATTERY PLATE MOUNTING BRACKET, **CHROME** BIG TWIN 1936-1957
A-66112-23	66112-83 pk-10	SCREW AND NUT KIT, BATTERY TERMINALS. BIG TWIN 1923-1964, SPORTSTER & 45'
R-9-1052	66191-73T each	BATTERY CARRIER TRAY, **CHROME** BIG TWIN 1973-1979
R-9-1054	66191-80T each	BATTERY CARRIER TRAY, **CHROME** BIG TWIN 1980-1986
R-9-1020	66340-78 each	BATTERY COVER WITH SQUARE WINDOW, **CHROME** B/T 1971-1982, SP. 1982-PRES
R-9-1010	66369-70 each	BATTERY TOP, KICK START MODELS, **CHROME** BIG TWIN 1971-1978, SP. 1970-1978
R-9-1012	* 66370-65 each	BATTERY TOP, ELECTRIC START **CHROME** BIG TWIN 1965-1984
R-9-1982	66383-65 each	BATTERY STRAP, **STAINLESS** BIG TWIN 1965-1969
R-9-1984	66383-70 each	BATTERY STRAP, **STAINLESS** BIG TWIN 1970-1984
R-9-1983	66470-67 each	BATTERY STRAP, **STAINLESS** SPORTSTER 1967-1978
R-9-1985	66470-70 each	BATTERY STRAP, **STAINLESS** BIG TWIN 1971-1978, SPORTSTER 1970-1978
R-9-1986	66476-73 each	BATTERY STRAP, **STAINLESS** BIG TWIN 1973-1985, SPORTSTER 1982-PRESENT
Y-21-915	66480-67 each	BATTERY SUPPORT BRACKET, **CHROME** SPORTSTER 1967-1978
A-70069-65B	70069-65B each	BATTERY GROUND & POSITIVE CABLE, 15" LONG, BIG TWIN 1965-1984, SP. 1967-1975
A-70100-79A	70100-79A each	BATTERY CABLE, SOLENOID TO STARTER 9" LONG, BIG TWIN 1980-1988
A-70235-67A	70235-67A each	BATTERY GROUND STRAP, **BRAIDED** 9" LONG, BIG TWIN 1965-1984

****EASTERN MOTORCYCLE PARTS****

****COVERS****

****BIG TWIN-SPORTSTER****



****CONTINUED NEXT PAGE****

5120 HILDA ROAD* BLACKVILLE, S.C. 29817* 803-284-3304

Pg 375

****EASTERN MOTORCYCLE PARTS****

****COVERS****

****CHROME****

****BIG TWIN-SPORTSTER****

<u>EASTERN NUMBER</u>	<u>REPLACES OEM</u>		<u>DESCRIPTION</u>
K-2-408	30137-32	each	GENERATOR END COVER, **CHROME** BIG TWIN 1932-1957, SPORTSTER 1952-1957
K-2-736	31080-83T	each	GENERATOR COVER, (2-BRUSH) **CHROME** BIG TWIN 1958-1969, SP. 1957-1980
K-2-736A		each	GENERATOR COVER, (3-BRUSH) **CHROME** BIG TWIN 1949-1957, SP. 1952-1957
K-2-736B		each	GENERATOR COVER, (POLICE SPECIAL) **CHROME** B/T 1949-1957, SP. 1952-1957
K-2-766	31350-83T	each	STARTER MOTOR COVER, PRESTOLITE, **CHROME** BIG TWIN 1966-'82, SP. 1967-1980
K-2-768	31351-83T	each	STARTER MOTOR COVER, HITACHI, **CHROME** SPORTSTER 1974-1976
R-9-1032	31352-85T	each	SOLENOID END COVER, DIE CAST ALUMINUM, **CHROME** BIG TWIN 1965-1986
K-2-409	31565-67	each	STARTER MOTOR END COVER, (HIT. & PREST.) **CHROME** B/T 1965-1987, SP. '67-'80
M-4-142	31606-65 31800-78	each	COIL COVER, PLAIN, **CHROME** BIG TWIN 1965-1984, SPORTSTER 1971-1976
M-4-140	31610-83T	each	COIL COVER, LOUVERED, **CHROME** BIG TWIN 1965-1984, SPORTSTER 1971-1976
R-9-1038	31625-82	each	COIL COVER, **CHROME** BIG TWIN 1982-1994
Y-21-857	32407-88T	each	IGNITION MODULE COVER, **CHROME** BIG TWIN 1980-PRESENT, SPORT. 1986-PRES
M-4-4518	32589-36	each	DISTRIBUTOR COVER, EARLY **CHROME** BIG TWIN 1936-1964, SPORT. 1954-1964
M-4-127	32589-65	each	DISTRIBUTOR COVER, LATE **CHROME** BIG TWIN 1965-1970, SPORT. 1965-1970
A-32592-36	32592-36	pk-5	RETAINING CLIP, DISTRIBUTOR COVER **CHROME** B/T 1936-1964, SPORT. 1954-1964
K-2-417	33150-59	each	STARTER SPRING COVER, **CHROME** BIG TWIN 1937-1969
Y-21-812	33644-52	each	COVER, FOOT SHIFTER BRACKET, **CHROME** BIG TWIN 1952-1964
Y-21-814	33644-65	each	COVER, FOOT SHIFTER BRACKET, **CHROME** BIG TWIN 1965-1984
Y-21-816	33644-71	each	COVER, FOOT SHIFTER BRACKET, **CHROME** BIG TWIN 1971-1973
J-1-29	34555-52	each	DUST SHIELD COVER, **CHROME** BIG TWIN 1952-E/1979
J-1-26		kit	DUST SHIELD COVER AND RATCHET ARM, **CHROME** BIG TWIN 1952-E/1979
J-1-30	34555-74	each	DUST SHIELD COVER, **CHROME** BIG TWIN 1974-E/1979
J-1-27		kit	DUST SHIELD COVER AND RATCHET ARM, **CHROME** BIG TWIN 1974-E/1979
Y-21-900	38495-52	each	BOOSTER SPRING COVER, **CHROME** BIG TWIN 1952-1967
Y-21-809	41737-63	each	MASTER CYLINDER COVER, **CHROME** BIG TWIN 1958-1978
Y-21-315	45057-72	each	MASTER CYLINDER COVER, PLAIN, **CHROME** BIG TWIN 1972-1981, SP. 1973-1981
Y-21-317	45057-82	each	MASTER CYLINDER COVER, PLAIN, **CHROME** BIG TWIN 1982-1985, SP. 1982-1985
Y-21-875	45751-71A	each	COVER, LOWER FORK BRACKET, **CHROME** BIG TWIN 1971-1987, SPORT. 1971-1985
K-2-440	45983-73	pair	FORK BOOT COVERS, KAYABA FORKS, **RUBBER** BIG TWIN 1973-1977, SP. 1973-1974
K-2-925	54704-52	pair	SHOCK ABSORBER TOP COVERS, **CHROME** BIG TWIN 1958-1964, SP. 1952-1964
K-2-920	54704-65T	pair	SHOCK STUD COVERS, (SHORT) **CHROME** BIG TWIN 1970-1984, SPORT. 1965-1974
K-2-922	54704-75	pair	SHOCK STUD COVERS, (LONG) **CHROME** BIG TWIN 1965-1970, SPORT. 1975-1978
K-2-758	60572-36 60573-36T	each	CLUTCH INSPECTION COVER, **CHROME** BIG TWIN 1936-1964
Y-21-925	66351-82	pair	SIDE COVERS, LEFT AND RIGHT, **CHROME** BIG TWIN 1982-1983
Y-21-935	66425-68	each	STARTER RELAY COVER, **CHROME** BIG TWIN 1965-1984
Y-21-805	69138-65	each	HORN COVER, **CHROME** BIG TWIN 1971-1976, SPORTSTER 1965-1976
Y-21-803	69140-76	each	HORN COVER, **CHROME** BIG TWIN 1976-1980, SPORTSTER 1976-1985
Y-21-800	69141-70	each	HORN COVER, **CHROME** BIG TWIN 1970-1976, SPORTSTER 1970-1976
K-2-404	71510-72A	each	IGNITION SWITCH COVER, **CHROME** SPORTSTER 1972-PRESENT
M-4-4526	74540-87	each	REGULATOR COVER, FITS 74510-64 **CHROME** BIG TWIN 1965-1969, SP. 1967-1977
M-4-4526B	74540-87	each	REGULATOR COVER, FITS 74510-47A **CHROME** BIG TWIN 1958-1964, SP. 1958-1964
R-9-1308	75060-84T	each	SPEEDOMETER GAUGE COVER, **CHROME** BIG TWIN 1982-1983, SPORT. 1973-1983
R-9-1309	75061-84T	each	TACHOMETER GAUGE COVER, **CHROME** BIG TWIN 1982-1983, SPORT. 1973-1983
K-2-411		each	FRONT DISC ROTOR COVER, **CHROME** BIG TWIN 1972-PRESENT
M-4-4517		each	RELAY COVER, (FITS 74750-38B) **CHROME** BIG TWIN 1936-1957
M-4-4516		each	RELAY COVER, (FITS 71455-67) **CHROME** BIG TWIN 1967-1973, SPORT. 1967-1974
J-1-495		each	BRAKE DRUM REAR COVER, (FITS 41401-52) **CHROME** SPORTSTER 1954-1978
R-9-1212		each	POINT COVER, PLAIN, **CHROME** BIG TWIN 1970-PRES., SPORTSTER 1971-PRES.
K-2-401		each	POINT COVER, HORIZONTAL RIBS, **CHROME** BIG TWIN 1970-P., SPORT. 1971-P.
K-2-402		each	POINT COVER, VERTICAL RIBS, **CHROME** BIG TWIN 1970-P., SPORT. 1971-P.

****EASTERN MOTORCYCLE PARTS****

****SPEEDOMETER****

****BIG TWIN-SPORTSTER****




<u>EASTERN NUMBER</u>	<u>REPLACES OEM</u>	<u>DESCRIPTION</u>
Y-21-500	67004-38 each	SPEEDOMETER, **2 TO 1 RATIO** BIG TWIN 1938-1946
Y-21-501	67004-47 each	SPEEDOMETER, **2 TO 1 RATIO** BIG TWIN 1947-1952
Y-21-502	67004-53 each	SPEEDOMETER, **2 TO 1 RATIO** BIG TWIN 1953-1961
Y-21-503	67004-62 each	SPEEDOMETER, **2 TO 1 RATIO** BIG TWIN 1962-1967
Y-21-505	67004-68A each	SPEEDOMETER, **1 TO 1 RATIO** BIG TWIN 1968-1979
Y-21-940	67053-83T each	SPEEDOMETER SUPPORT BRACKET, **CHROME** BIG TWIN 1983-1991, SP. 1983-1985
A-67073-81	67073-81 each	SPEEDOMETER DRIVE UNIT, **FRONT WHEEL** BIG TWIN 1981-1986
Y-21-942	67110-83T each	SPEEDOMETER AND TACHOMETER BRACKET, **CHROME** B/T 1984-'85, SP. 1984-'85
A-67120-84B	67120-84B each	SPEEDOMETER DRIVE UNIT, **FRONT WHEEL** BIG TWIN 1984-1987
A-67124-80	67124-80 each	SPEEDOMETER DRIVE UNIT, **FRONT WHEEL** BIG TWIN 1980-1985
A-67125-86A	67125-86A each	SPEEDOMETER DRIVE UNIT, **FRONT WHEEL** BIG TWIN 1986-1995
A-67127-73	67127-73 each	SPEEDOMETER DRIVE UNIT, **FRONT WHEEL** BIG TWIN 1973-1983, SP. 1973-1983
A-67127-73C	67127-73 each	SPEEDOMETER DRIVE UNIT, **FRONT WHEEL** (CHROME) B/T 1973-1983, SP. 1973-'83
A-67127-84A	67127-84A each	SPEEDOMETER DRIVE UNIT, **FRONT WHEEL** BIG TWIN 1980-1994, SP. 1984-1994
A-67129-37	67129-37 each	SPEEDOMETER DRIVE UNIT, **IN TRANSMISSION** (8-TOOTH) FORTY-FIVE 1937-1952
A-67130-36	67130-36 each	SPEEDOMETER DRIVE UNIT, **IN TRANSMISSION** (11-TOOTH) BIG TWIN 1936-1961
A-67130-62	67130-62 each	SPEEDOMETER DRIVE UNIT, **IN TRANSMISSION** (13-TOOTH) BIG TWIN 1969-1967
A-67130-69	67130-69 each	SPEEDOMETER DRIVE UNIT, **IN TRANSMISSION** (23-TOOTH) BIG TWIN 1969-1980
A-67132-85A *	67132-85A each	SPEEDOMETER DRIVE UNIT, **IN TRANSMISSION** BIG TWIN 1984-1994
A-67135-36	67135-36 each	SPEEDOMETER DRIVE SHAFT WITH GEAR **11-TOOTH** BIG TWIN 1936-1961
Y-21-955	67180-73T each	SPEEDOMETER AND TACHOMETER CUP, **CHROME** B/T 1974-1982, SPORT. 1973-'78
Y-21-946	67181-73T each	HOUSING, SPEEDOMETER SUPPORT, **CHROME** BIG TWIN 1973-1984, SP. 1973-1984
Y-21-469	67210-73 each	SPEEDOMETER RESET AND KNOB ASSEMBLY, BIG TWIN 1973-1984
A-67215-68	67215-68 pk-5	KNOB AND SCREW KIT, **SPEEDOMETER RESET** BIG TWIN 1968-1996
Y-21-945	92074-73T each	HOUSING, BRACKET, SPEEDOMETER & TACH., **CHROME** B/T 1974-'82, SP. 1973-1978

****EASTERN MOTORCYCLE PARTS****

****COVERS****

****CHROME****

****BIG TWIN-SPORTSTER****



EASTERN NUMBER

REPLACES OEM

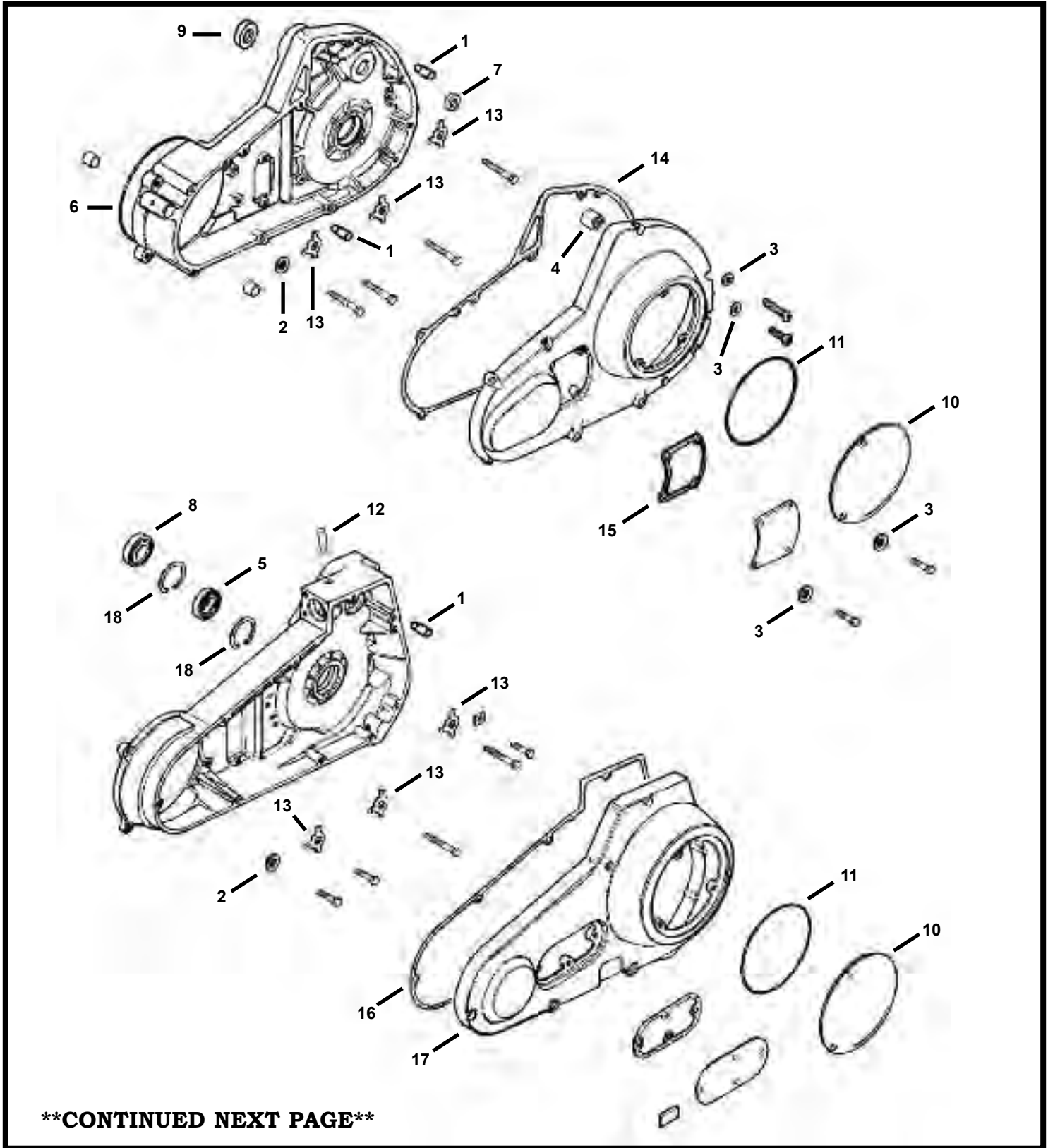
DESCRIPTION

K-2-759A	1210	pk-10	SCREWS, OUTER TO INNER PRIMARY **CHROME** BIG TWIN 1936-1964
K-2-759	2265	pk-10	SCREWS, DERBY AND INSPECTION COVERS, BIG TWIN 1936-1964
K-2-765	17500-48	pair	ROCKER COVERS, PANHEAD, **CHROME** BIG TWIN 1948-1965
	17500-54		
R-9-1988	25414-70A	each	INSPECTION COVER, (PLAIN) **CHROME** BIG TWIN 1970-2006
R-9-1990	25426-80	each	INSPECTION COVER, **80** BIG TWIN 1970-1984
E-418	33277-36A	each	KICK STARTER COVER, 4-SPEED TRANSMISSION, **POLISHED** BIG TWIN 1936-1969
E-418C	33277-36A	each	KICK STARTER COVER, 4-SPEED TRANSMISSION, **CHROME** BIG TWIN 1936-1969
R-9-1613	52573-77	each	DERBY COVER, PLAIN, **CHROME** BIG TWIN 1970-1984
K-2-757	60555-36	each	DERBY COVER, **CHROME** BIG TWIN 1936-1964
	60557-36T		
K-2-758	60572-36	each	CLUTCH INSPECTION COVER, **CHROME** BIG TWIN 1936-1964
	60573-36T		
R-9-1995	60572-78	each	PRIMARY INSPECTION COVER, **CHROME** BIG TWIN 1965-1984
R-9-1994	60579-74T	each	PRIMARY INSPECTION COVER, W/ SEAL & BUSHING **CHROME** BIG TWIN 1973-1985

****EASTERN MOTORCYCLE PARTS****

****PRIMARY COVER****

****BIG TWIN 1987-PRESENT****




****CONTINUED NEXT PAGE****

****EASTERN MOTORCYCLE PARTS****

****PRIMARY COVER****

****BIG TWIN 1987-PRESENT****

DIAGRAM NUMBER	EASTERN NUMBER	REPLACES OEM	DESCRIPTION
1	A-375	375	pk-25 DOWEL PINS, .308 X .690 LONG
2	A-6016	6016	pk-25 WASHER, 11/32 X 11/16 X 1/16" THICK **ZINC PLATED**
3	A-6099	6099	pk-25 WASHER, 1/4 X 7/16 X 1/16" THICK **ZINC PLATED**
4	A-9063	9063	each BEARING, OUTER CHAIN HOUSING, BIG TWIN 1965-1988
5	A-9135	9135	each BEARING, FRONT CHAIN HOUSING, BIG TWIN L/1984-2005
*	43-0207		kit INNER PRIMARY UPGRADE BEARING KIT, BIG TWIN 1990-2006 KIT INCLUDES: DUAL ROW BEARING, 12052 SEAL, 60678-85 RET. RING
6	A-11147	11147	pk-10 O-RING, CHAIN HOUSING COVER, BIG TWIN 1982-2006
7	A-12051	12051	pk-5 OIL SEAL, STARTER SHAFT, BIG TWIN 1984-1990
8	A-12052	12052	pk-5 OIL SEAL, INNER CHAIN HOUSING, BIG TWIN 1985-PRESENT
9	A-12053A	12053A	pk-5 OIL SEAL, INNER CHAIN HOUSING, BIG TWIN 1989-1993
	A-12066	12066	pk-5 OIL SEAL, INNER CHAIN HOUSING, BIG TWIN 1994-PRESENT
10	R-9-1988	25414-70A	each INSPECTION COVER, PLAIN **CHROME** BIG TWIN 1970-2006
11	47-2200	25416-70A	pk-5 GASKETS, DERBY COVER, **FOAMET MATERIAL** BIG TWIN 1970-1998
	A-25416-84	25416-84	pk-10 O-RING, CLUTCH INSPECTION COVER, BIG TWIN 1984-1998
	A-25416-84B	25416-84B	pk-10 QUAD RING, CLUTCH INSPECTION COVER, BIG TWIN 1984-1998
	47-2205	25416-99B	pk-5 GASKETS, DERBY COVER, **FOAMET MATERIAL** BIG TWIN 1999-2006
	A-25416-99	25416-99	pk-10 O-RING, CLUTCH INSPECTION COVER, BIG TWIN 1999-2006
12	A-31473-86	31473-86	pk-5 PIVOT PIN, SHIFT LEVER, BIG TWIN 1986-1988
13	A-33318-85	33318-85	pk-10 LOCK TAB, INNER PRIMARY COVER, BIG TWIN 1987-2004
14	L-3-892	34901-85	pk-5 GASKET, PRIMARY COVER **W/SILICONE BEAD** B/T 1985-'93 *JAMES*
	L-3-893	34901-94	pk-5 GASKET, PRIMARY COVER **WITH SILICONE BEAD** BIG TWIN 1994-'06
	54-3483	34901-94A	pk-5 GASKET, PRIMARY COVER (COMETIC) **WITH SILICONE** B/T 1994-'06
	L-3-894	34901-07A	pk-5 GASKET, PRIMARY COVER **FOAMET MATERIAL** BIG TWIN 2007-P.
15	L-3-878	34906-85	pk-10 GASKET, INSPECTION COVER **WITHOUT SILICONE** BIG TWIN 1985-P.
16	L-3-873	60539-86	pk-10 GASKET, PRIMARY COVER **WITHOUT SILICONE** BIG TWIN 1987-1988
*	L-3-876	60539-89	pk-5 GASKET, PRIMARY COVER, (1/16 THICK) **WITH SILICONE** B/T '89-'94
*	L-3-889	60539-94	pk-5 GASKET, PRIMARY COVER, (1/16 THICK) **WITH SILICONE** B/T '94-'06
17	K-2-990	60543-89	each PRIMARY COVER **CHROME** (DIE CAST ALUMINUM) BIG TWIN 1989-1993
	K-2-994	60543-95	each PRIMARY COVER **CHROME** (DIE CAST ALUMINUM) BIG TWIN 1994-PRESENT
18	A-60678-85	60678-85	pk-10 RETAINING RING, INNER PRIMARY COVER, BIG TWIN 1985-PRESENT



****EASTERN MOTORCYCLE PARTS****

****PRIMARY COVERS****

****INNER AND OUTER****

****BIG TWIN-SPORTSTER****




****EASTERN MOTORCYCLE PARTS****

****PRIMARY COVERS****

****INNER AND OUTER****

****BIG TWIN-SPORTSTER****





<u>EASTERN NUMBER</u>	<u>REPLACES OEM</u>	<u>DESCRIPTION</u>
K-2-759A	1210	pk-10 SCREWS, OUTER TO INNER PRIMARY COVER, BIG TWIN 1936-1964
K-2-759	2265	pk-10 SCREWS, DERBY AND INSPECTION COVERS, BIG TWIN 1936-1964
R-9-1988	25414-70A	INSPECTION COVER, **PLAIN** (CHROME) BIG TWIN 1970-2006
R-9-1990	25426-80	INSPECTION COVER, **80** BIG TWIN 1970-1984
R-9-1613	52573-77T	DERBY COVER, **PLAIN** (CHROME) BIG TWIN 1970-1984
K-2-750	60505-36	PRIMARY COVER, DIAMOND STYLE, **OUTER** (CHROME) BIG TWIN 1936-1954
K-2-996	60508-70	PRIMARY COVER, DIE CAST ALUMINUM **FLH** (CHROME) BIG TWIN 1970-1984
K-2-990	60543-89	PRIMARY COVER, DIE CAST ALUMINUM **DYNA** (CHROME) BIG TWIN 1989-1993
K-2-994	60543-85	PRIMARY COVER, DIE CAST ALUMINUM **DYNA** (CHROME) BIG TWIN 1994-1999
K-2-992	60547-77	PRIMARY COVER, DIE CAST ALUMINUM **F.X.** (CHROME) BIG TWIN 1970-1984
K-2-757	60555-36	DERBY COVER, (CHROME) BIG TWIN 1936-1964
K-2-752	60620-36	PRIMARY COVER, **INNER** (CHROME) BIG TWIN 1936-1954
K-2-753	60620-55	PRIMARY COVER, **INNER** (CHROME) BIG TWIN 1955-1964
K-2-754		PRIMARY COVER, **INNER** (CHROME) BIG TWIN 1970-E/1984 **LARGE HOLE**
K-2-756		PRIMARY COVER, **INNER** (CHROME) BIG TWIN 1965-1969 **SMALL HOLE**
A-60348-65B	60348-65B	kit-3 DRAIN PLUG **MAGNETIC** BIG TWIN 1965-1999, SPORTSTER 1997-2003

****EASTERN MOTORCYCLE PARTS****

****ROCKER COVERS****

****BIG TWIN****

****PAN, SHOVEL AND EVOLUTION****



****ALL ROCKER COVERS ARE SOLD IN PAIRS****

****UMBRELLA VALVES****

A-26856-89 26856-89 pk-10 UMBRELLA VALVE, ROCKER COVER, BIG TWIN 1993-1999, SPORTSTER 1991-P.
A-26858-99 26858-99 pk-10 UMBRELLA VALVE, ROCKER COVER, BAFFLE BREATHER, BIG TWIN 1999-2010

****CONTINUED ON NEXT PAGE****

5120 HILDA ROAD* BLACKVILLE, S.C. 29817* 803-284-3304


Pg 383

****EASTERN MOTORCYCLE PARTS****

****ROCKER COVERS****

****BIG TWIN-SPORTSTER****

****PAN, SHOVEL AND EVOLUTION****



<u>EASTERN NUMBER</u>	<u>REPLACES OEM</u>	<u>DESCRIPTION</u>
K-2-765	17500-48A pair	ROCKER COVERS, (PANHEAD) **CHROME** BIG TWIN 1948-1965
	17500-54	
M-4-4535	17516-77B pair	ROCKER COVERS, (FRONT & REAR) **BLACK** BIG TWIN 1966-1984
	17517-77B	
M-4-4536	17518-80 pair	ROCKER COVERS, (FRONT & REAR) **CHROME** BIG TWIN 1966-1984
	17519-80	
M-4-4528	17510-84 pair	ROCKER COVERS, WITH GASKETS, **CHROME** BIG TWIN 1984-1991
	17528-84A	
	17530-84B	
M-4-4529	17528-92 pair	ROCKER COVERS, WITH GASKETS, **CHROME** BIG TWIN 1992-PRESENT
	17529-92	
	17530-92	
M-4-4530	17501-86B pair	ROCKER COVERS, WITH GASKETS, **CHROME** SPORTSTER 1986-PRESENT
	17532-86B	
	17533-90A	
K-2-320	17525-38 kit-4	ROCKER COVER SET, (TINS ONLY) **CHROME** BIG TWIN 1936-1947
	17527-38	
	17529-38	
K-2-324	17525-38 kit-4	ROCKER COVER SET, (TINS ONLY) **BLACK** BIG TWIN 1936-1947
	17527-38	
	17529-38	
C-7517-8	17550-38	ROCKER COVER STRIPS AND GASKETS, **ZINC PLATED** BIG TWIN 1936-1947
	17554-38	
	17556-38	


****MOTOR MOUNTS****
****MOUNTING BRACKETS****

- 
- * BATTERY BRACKETS**
 - * CHOKE AND HORN BRACKETS**
 - * COIL MOUNTING BRACKETS**
 - * KEY SWITCH BRACKETS**
 - * MISCELLANEOUS**
 - * MOTOR MOUNTS: UPPER & LOWER**
 - * REGULATOR MOUNTING BRACKETS**

****EASTERN MOTORCYCLE PARTS****

****MOTOR MOUNTS****

****BIG TWIN-SPORTSTER****




<u>EASTERN NUMBER</u>	<u>REPLACES OEM</u>	<u>DESCRIPTION</u>
K-2-860	16210-77 set-2 16213-77	LOWER MOTOR MOUNTS, **CHROME** SPORTSTER 1954-1981
K-2-858	16236-79T set-2	LOWER MOTOR MOUNTS, **CHROME** SPORTSTER 1984-1991
K-2-864	16250-57 set-2 16251-58	LOWER MOTOR MOUNTS, **CHROME** SPORTSTER 1957-1976
V-13-110	16250-57 set-2 16251-58	TOP MOTOR MOUNT, (WITH KEY SWITCH HOLE) **CHROME** SPORTSTER 1957-1976
V-13-115	16250-57 each 16251-58	TOP MOTOR MOUNT, (WITH COIL MOUNT) **CHROME** SPORTSTER 1957-1977
V-13-108	16852-67A each	TOP MOTOR MOUNT, (STOCK REPLACEMENT) **CHROME** BIG TWIN 1948-1984
K-2-880	16853-38 each	TOP MOTOR MOUNT, **CHROME** BIG TWIN 1936-1947
V-13-109	16853-48 each	TOP MOTOR MOUNT, (WITH CHOKE MOUNT) **CHROME** BIG TWIN 1948-1965
V-13-111	16853-48 each	TOP MOTOR MOUNT, (WITH KEY SWITCH HOLE) **CHROME** BIG TWIN 1948-1984
V-13-114	16853-48 each	TOP MOTOR MOUNT, (WITH COIL MOUNT) **CHROME** BIG TWIN 1948-1984
K-2-890	47159-79A each	FRONT MOTOR MOUNT, **CHROME** BIG TWIN 1980-PRESENT
K-2-850	69013-77A each	TOP MOTOR MOUNT, (WITH CHOKE & KEY SWITCH) **CHROME** BIG TWIN 1977-1984
K-2-855	69018-73A each	TOP MOTOR MOUNT, (WITH CHOKE & KEY SWITCH) **CHROME** BIG TWIN 1973-1980
K-2-869	16250-57 each	TOP MOTOR MOUNT/CROSS BRACKET FOR XL CYLINDERS, SPORTSTER 1957-1985
V-13-116	each	MOUNTING BRACKET, BOSCH REGULATOR, **CHROME** B/T 1958-1969, SP. 1958-1981

****EASTERN MOTORCYCLE PARTS****

****MOUNTING BRACKETS****

****BIG TWIN-SPORTSTER****



<u>EASTERN NUMBER</u>	<u>REPLACES OEM</u>		<u>DESCRIPTION</u>
COIL MOUNTING BRACKETS			
J-1-21	31723-71A	each	COIL MOUNTING BRACKET, **CHROME** SPORTSTER 1971-1978
REGULATOR MOUNTING BRACKETS			
A-74529-79	74529-79	each	REGULATOR MOUNTING BRACKET, **CHROME** BIG TWIN 1980-1996
J-1-20	74533-75B	each	REGULATOR MOUNTING BRACKET, **CHROME** BIG TWIN 1976-1986
V-13-116		each	MOUNTING BRACKET, BOSCH REGULATOR, **CHROME** B/T 1958-1969, SP. 1958-1981
MISCELLANEOUS BRACKETS			
K-2-869	16250-57	each	TOP MOTOR MOUNT, SPORTSTER 1957-1985
J-1-179	37098-83	each	CLUTCH CABLE BRACKET, **CHROME** BIG TWIN 1980-1986
Y-21-302	38608-73	each	CLUTCH LEVER BRACKET, **CHROME** BIG TWIN 1972-1981, SPORTSTER 1973-1981
J-1-25	47698-36	each	CASE TO FRAME MOUNTING PLATE, BIG TWIN 1937-1984
J-1-140	47720-36	each	ADJUSTING BRACKET, TRANSMISSION, BIG TWIN 1937-1964
E-419		kit	ADJUSTING BRACKET KIT, TRANSMISSION, BIG TWIN 1937-PRESENT
K-2-523	59800-36	pair	REAR FENDER CLAMP, (RIDGED FRAME) **CHROME** BIG TWIN 1936-1957
K-2-749	62575-36	each	OIL TANK MOUNTING PLATE, BIG TWIN 1936-1964
K-2-524	62585-36	each	BATTERY PLATE MOUNTING BRACKET, **CHROME** BIG TWIN 1936-1957
Y-21-915	66480-67	each	BATTERY SUPPORT BRACKET, **CHROME** SPORTSTER 1967-1978
K-2-868	69129-72B	each	CHOKE AND HORN BRACKET, **CHROME** SPORTSTER 1954-1985
J-1-23		each	SUPPORT BRACKET, TRANSMISSION MAINSHAFT **WITH BEARING** BIG TWIN 1970-P
K-2-405		each	KEY SWITCH BRACKET, **CHROME** BIG TWIN 1936-PRESENT
E-811		pair	EXHAUST PORT CLAMPS, (THIN WALL) **CHROME** BIG TWIN 1948-1965
E-813		pair	EXHAUST PORT CLAMPS, (THICK WALL) **CHROME** BIG TWIN 1948-1965

****FUEL RELATED****

****OIL-GAS-AIR****


- 
- * AIR FILTERS
 - * AIR CLEANERS
 - * AIR SCOOP
 - * FUEL FILTERS
 - * GAS CAPS
 - * GAS LINES
 - * HOSE CLAMPS
 - * OIL FILTERS
 - * OIL LINES
 - * OIL TANKS AND RELATED PARTS

****EASTERN MOTORCYCLE PARTS****

****AIR FILTERS****

****AND RELATED PARTS****

****BIG TWIN-SPORTSTER****



EASTERN NUMBER

M-4-132

M-4-134

Y-21-825

REPLACES

OEM

29002-85T each

each

each

DESCRIPTION

AIR CLEANER **WITH VENT** (CHROME) **1-3/4" TALL**

AIR CLEANER **WITH VENT** (CHROME) **2-1/2" TALL**

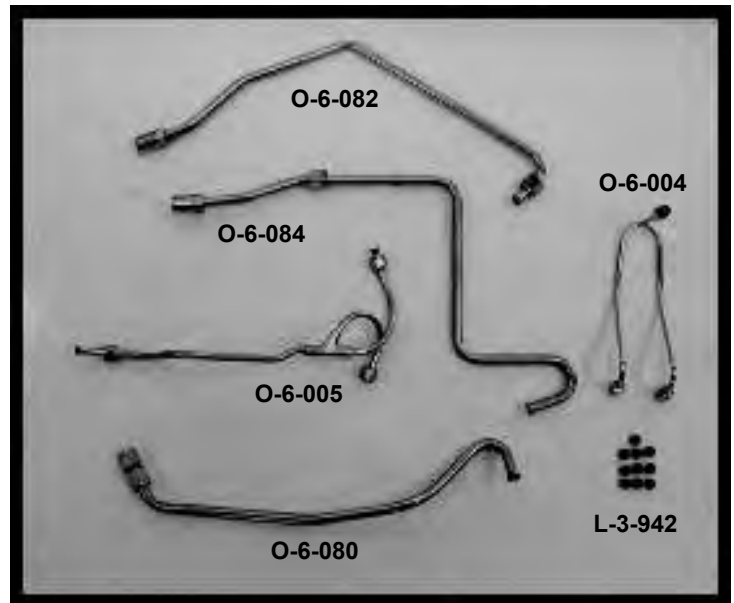

AIR SCOOP, LEFT SIDE (CHROME)

****EASTERN MOTORCYCLE PARTS****

****OIL LINES****

****STEEL****

****BIG TWIN-SPORTSTER****





<u>EASTERN NUMBER</u>	<u>REPLACES OEM</u>	<u>DESCRIPTION</u>
O-6-016	17324-57A kit 17324-58	OIL LINES, ROCKER BOX TO CASE, (STEEL) **CHROME** SPORTSTER 1957-1969
O-6-009	17324-57B set-2	OIL LINES TO ROCKER COVERS, **BRAIDED** SPORTSTER 1957-1985
O-6-018	17324-57B kit	OIL LINES, ROCKER BOX TO CASE, (STEEL) **CHROME** SPORTSTER 1957-1985
A-26550-38A	26550-38A each	OIL PRESSURE SWITCH, FORTY-FIVE 1938-1973, SIDE VALVE 1938-1948
A-26551-39A	26551-39A each	OIL PRESSURE SWITCH, BIG TWIN 1939-1984
A-26552-72	26552-72 each	OIL PRESSURE SWITCH, BIG TWIN 1939-1984, SPORTSTER 1954-1976
A-26554-77	26554-77 each	OIL PRESSURE SWITCH, SPORTSTER 1977-1990
A-26561-84	26561-84 each	OIL PRESSURE SWITCH, BIG TWIN 1984-1999
A-26561-99	* 26561-99 each	OIL PRESSURE SWITCH, **2-CAM** BIG TWIN 1999-PRESENT
O-6-004	62780-63 each	OIL LINES, CASE TO HEADS, **WISHBONE** BIG TWIN 1963-1965
O-6-010	62783-66A set-2 62785-66A	OIL LINES TO ROCKER COVERS, **BRAIDED** BIG TWIN 1966-1984
O-6-017	62783-66A kit 62785-66A	OIL LINES, ROCKER BOX TO CASE, (STEEL) **CHROME** BIG TWIN 1966-1984
O-6-005	63480-42 each	OIL LINES, FEED CASE TO ROCKERS, **KNUCKLEHEAD** BIG TWIN 1942-1947
O-6-080	63506-41 each	OIL LINE, (RETURN) **CHROME** BIG TWIN 1941-1964
O-6-082	63511-38 each	OIL LINE, (FEED) **CHROME** BIG TWIN 1938-1957
O-6-084	63511-58 each	OIL LINE, (FEED) **CHROME** BIG TWIN 1958-1964
A-63529-50	63529-50 pk-10	OIL LINE RUBBER SLEEVES, BIG TWIN 1949-1964, SPORTSTER 1954-1966
L-3-942	63529-57 pk-10	OIL LINE RUBBER SLEEVES, BIG TWIN 1966-1984, SPORTSTER 1957-1985
O-6-086	63572-38 each	OIL LINE, (VENT) **CHROME** BIG TWIN 1938-1964
O-6-007	set-3	OIL LINES, OIL TANK TO OIL PUMP, BIG TWIN 1936-1964

****EASTERN MOTORCYCLE PARTS****

****OIL TANKS****

****AND RELATED PARTS****

****BIG TWIN-SPORTSTER****



****CONTINUED NEXT PAGE****


****EASTERN MOTORCYCLE PARTS****

****OIL TANKS****

****AND RELATED PARTS****

****BIG TWIN-SPORTSTER****

<u>EASTERN NUMBER</u>	<u>REPLACES OEM</u>	<u>DESCRIPTION</u>
44-0110	11345 pk-10	O-RINGS, OIL TANK DIPSTICK, BIG TWIN 2000-PRESENT
Y-21-978	62504-65B each	OIL TANK, **CHROME** BIG TWIN 1965-1982
Y-21-980	62504-82A each	OIL TANK, **CHROME** BIG TWIN 1982-1986
Y-21-975	62507-67A each	OIL TANK, **CHROME** SPORTSTER 1954-1978
Y-21-920	62534-65 each	OIL TANK TRIM, **CHROME** BIG TWIN 1965-1984
K-2-799	62563-65A each	RUBBER MOUNTING STUDS, BIG TWIN 1965-1996, SPORTSTER 1967-2003
A-62610-52A	62610-52A each	OIL TANK CAP ASSEMBLY, BIG TWIN 1965-1986, SPORTSTER 1954-1978
K-2-530	62625-65 each	OIL TANK FILLER PLUG, **CHROME** BIG TWIN 1965-1986, SPORTSTER 1970-1986
K-2-532	62625-70 each	OIL TANK FILLER PLUG, (W/DIP STICK) **CHROME** BIG TWIN 1970-1986, SP. 1970-1978
K-2-534	62625-70A each	OIL TANK FILLER PLUG, (W/GAUGE) **CHROME** BIG TWIN 1970-1986, SP. 1970-1978
A-63810-80C	63782-80 each	OIL FILTER, SHORT, **CHROME** BIG TWIN 1982-1986, SPORTSTER 1980-E/1984
A-63796-77	63796-77 each	OIL FILTER, MEDIUM, **CHROME** BIG TWIN 1980-1999, SPORTSTER L/1984-2010
A-63798-99	63798-99 each	OIL FILTER, 2-CAM, **CHROME** BIG TWIN 2000-PRESENT
A-63805-80	63805-80 each	OIL FILTER, MEDIUM, **BLACK** BIG TWIN 1980-1992, SPORTSTER L/1984-PRESENT
A-63806-83B	63806-83B each	OIL FILTER, LOW RESTRICTION, **BLACK** BIG TWIN 1980-1986, SPORTSTER L/1984-P.
A-63806-83C	63806-83C each	OIL FILTER, LOW RESTRICTION, **CHROME** BIG TWIN 1980-1986, SPORT. L/1984-P.
A-63810-80B	63810-80A each	OIL FILTER, SHORT, **BLACK** BIG TWIN 1982-1986, SPORTSTER 1980-E/1984
A-63812-90	63812-90 each	OIL FILTER, LONG, **BLACK** BIG TWIN 1991-1992, SPORTSTER L/1984-PRESENT
A-63813-90	63813-90 each	OIL FILTER, LONG, **CHROME** BIG TWIN 1991-1996, SPORTSTER L/1984-PRESENT
A-63815-99	63815-99 pk-10	OIL FILTER ELEMENT ONLY, BREATHER BAFFEL, **2-CAM** BIG TWIN 1999-PRES.
A-63831-67	63831-67 pk-10	SPRING, OIL FILLER CAP, BIG TWIN 1967-1982, SPORTSTER 1967-1978
A-63840-48A	63840-48A each	OIL FILTER ELEMENT ONLY, (EXTERNAL FILTERS) BIG TWIN 1940-1964
A-63840-53	63840-53 each	OIL FILTER ELEMENT ONLY, (IN OIL TANK) BIG TWIN 1953-1982, SPORTSTER 1954-1978
V-13-190	* 63840-53 each	OIL FILTER ELEMENT, (IN OIL TANK) BIG TWIN 1953-1982, SPORTSTER 1954-1978
A-63879-53	63879-53 pk-10	O-RINGS, OIL FILTER CUP, BIG TWIN 1958-1982, SPORTSTER 1954-1978
A-63881-80	63881-67 each	OIL FILTER SEAL AND RUBBER KIT, BIG TWIN 1967-1982, SPORTSTER 1967-1978



A-63813-90

A-63796-77

A-63806-83C


A-63810-80C

****EASTERN MOTORCYCLE PARTS****


****GAS CAPS****

****WITH AND WITHOUT VENT****

****BIG TWIN-SPORTSTER****



<u>EASTERN NUMBER</u>	<u>REPLACES OEM</u>	<u>DESCRIPTION</u>
E-414	61102-73 each	GAS CAP, RIGHT SIDE (WITH VENT) **CHROME** BIG TWIN 1973-1982, SP. 1973-1982
E-412	61102-83A each	GAS CAP, RIGHT SIDE (WITH VENT) **THREADED** BIG TWIN 1983-1991, SP. 1983-1991
E-410	61103-36 each	GAS CAP, (WITH VENT) **CHROME** BIG TWIN 1936-1973, SPORTSTER 1958-1973
E-411	61103-65 each	GAS CAP, (WITHOUT VENT) **CHROME** BIG TWIN 1965-1973
E-415	61103-73 each	GAS CAP, LEFT SIDE (WITHOUT VENT) **CHROME** BIG TWIN 1973-1982
E-413	61103-83 each	GAS CAP, LEFT SIDE (WITHOUT VENT) **THREADED** BIG TWIN 1983-1996



Y-21-908	3452-35 each	TOOL BOX, (SQUARE) **CHROME** BIG TWIN 1936-1939
Y-21-845	46550-36 each	COVER, UPPER TRIPLE TREE, **STAINLESS STEEL** FORTY-FIVE 1940-1973
Y-21-910	64205-40 each	TOOL BOX, (OVAL) **CHROME** BIG TWIN 1940-1959
A-74765-36	74765-36 each	RELAY MOUNTING BRACKET, **CHROME** BIG TWIN 1936-1946
A-74765-47	74765-47 each	RELAY MOUNTING BRACKET, **CHROME** BIG TWIN 1947-1964


5120 HILDA ROAD* BLACKVILLE, S.C. 29817* 803-284-3304

****EASTERN MOTORCYCLE PARTS****

****OIL AND GAS LINES****

****AND RELATED PARTS****

****BIG TWIN-SPORTSTER****



<u>EASTERN NUMBER</u>	<u>REPLACES OEM</u>	<u>DESCRIPTION</u>
A-9992	9992	pk-25 HOSE CLAMPS, **11/32" I.D.** BIG TWIN-SPORTSTER
A-9996	9996	pk-25 HOSE CLAMPS, **7/16" I.D.** BIG TWIN-SPORTSTER
A-10014	10014	pk-25 HOSE CLAMPS, **17/32" I.D.** BIG TWIN-SPORTSTER
A-10020A	10020A	pk-25 HOSE CLAMPS, **11/16" I.D.** BIG TWIN-SPORTSTER
A-10049	10049	pk-25 HOSE CLAMPS, **19/32" I.D.** BIG TWIN-SPORTSTER
A-10067	10067	pk-10 HOSE CLAMPS, **1/4" I.D.** BIG TWIN-SPORTSTER **STAINLESS**
A-10080	10080	pk-10 HOSE CLAMPS, **11/16" I.D.** BIG TWIN-SPORTSTER
A-10086	10086	pk-25 HOSE CLAMPS, **13/16" I.D.** BIG TWIN-SPORTSTER
A-10117	10117	pk-25 HOSE CLAMPS, **1/2" I.D.** BIG TWIN-SPORTSTER
A-10157	10157	pk-10 HOSE CLAMPS, **3/4" I.D.** BIG TWIN-SPORTSTER **STAINLESS**
A-10198	10198	pk-10 HOSE CLAMPS, **5/8" I.D.** BIG TWIN-SPORTSTER**STAINLESS**
A-10198A	10198	pk-25 HOSE CLAMPS, **5/8" I.D.** BIG TWIN-SPORTSTER
E-405		pk-10 MINI CLAMPS (OIL & GAS LINES) **3/16 TO 5/8" ** BIG TWIN-SPORTSTER
A-97087-65A	97087-65A	each HOSE CLAMP CRIMPING PLIERS, **OIL & GAS LINES**
A-97087-KIT	97087-KIT	KIT, HOSE CLAMPS AND PLIERS, **OIL & GAS LINES** KIT INCLUDES: (10) 9992, (10) 9996, (10) 10014, (10) 10020, (10) 10049, (10) 10080, (10) 10086
E-390	kit	PETCOCK KIT, **FATBOB GAS TANKS** BIG TWIN 1936-1965
E-395	each	PETCOCK, (90 DEGREE OUTLET) **CHROME** BIG TWIN 1966-1974, SPORT. 1957-1974
E-401	25ft	FUEL LINE (NYLON BRAIDED) **3/16" ** BIG TWIN-SPORTSTER
E-402	25ft	FUEL LINE (NYLON BRAIDED) **1/4" ** BIG TWIN-SPORTSTER
E-403	25ft	FUEL LINE (NYLON BRAIDED) **5/16" ** BIG TWIN-SPORTSTER
E-404	25ft	FUEL LINE (NYLON BRAIDED) **3/8" ** BIG TWIN-SPORTSTER
E-406	25ft	FUEL LINE (BLACK NEOPRENE) **3/16" ** BIG TWIN-SPORTSTER
E-407	25ft	FUEL LINE (BLACK NEOPRENE) **1/4" ** BIG TWIN-SPORTSTER
E-408	25ft	FUEL LINE (BLACK NEOPRENE) **5/16" ** BIG TWIN-SPORTSTER
E-409	25ft	FUEL LINE (BLACK NEOPRENE) **3/8" ** BIG TWIN-SPORTSTER
V-13-180	each	FUEL FILTER, **1/4 X 2" INCH LONG** BIG TWIN, SPORTSTER, FORTY-FIVE
V-13-181	each	FUEL FILTER, **5/16 X 2" INCH LONG** BIG TWIN, SPORTSTER, FORTY-FIVE
V-13-182	pk-5	FUEL FILTER SCREENS, **FOR #13-180 & 13-181** BIG TWIN, SPORTSTER, FORTY-FIVE


****ANDREWS****
****PRODUCTS****

- 
- * CAMS
 - * COLLARS
 - * COUNTERSHAFTS
 - * GEAR
 - * GEAR SETS
 - * MAINSHAFTS
 - * PUSHRODS
 - * SHIFTER FORKS & CLUTCHES
 - * SPROCKETS (BELT DRIVE)
 - * VALVE SPRINGS

****EASTERN MOTORCYCLE PARTS****

****ANDREWS CAMS****

****BIG TWIN 1948-1984****



EASTERN

<u>NUMBER</u>	<u>YEAR</u>	<u>GRIND</u>	<u>TIMING</u>	<u>DURATION</u>	<u>VALVE LIFT</u>	<u>SHOVEL PAN</u>	<u>DESCRIPTION</u>
----------------------	--------------------	---------------------	----------------------	------------------------	--------------------------	--------------------------	---------------------------

CAMS FOR LOW COMPRESSION ENGINES

74-0272	1948-1969		16/36	232	.427	.450	This is the low compression piston version of the "A" grind cam for 74 and 80 engines with 7.5 compression ratio pistons.
74-0274	1970-1977	1	36/16	232	.427		
74-0276	1978-1984				.427		
74-0278	1948-1969		15/35	230	.490	.512	Low compression piston version of a "B" grind cam. More power through RPM range for engines with 7.5 compression pistons.
74-0280	1970-1977	2	35/15	230	.490		
74-0282	1978-1984				.490		
74-0284	1948-1969		23/43	246	.514	.540	High lift short duration for motors 84 inches or larger. More power for small strokers with 7.5 compression pistons.
74-0286	1970-1977	3	43/23	246	.514		
74-0288	1978-1984				.514		

HIGH PERFORMANCE & DRAGSTER CAMS

74-0208	1948-1969		28/56	264	.590	.210	Street Drags: 88+ in. motors maximum mid range torque cam 3000/6500 RPM. O.K. for low compression on street.
74-0210	1970-1977	M	56/28	264	.590		
74-0212	1978-1984						

74-0398 * 1937-1948 UL80 Andrews# 214380

****SEE PAGE 475,476 FOR CROSS REFERENCE NUMBERS****
****FROM ANDREWS TO EASTERN****

5120 HILDA ROAD* BLACKVILLE, S.C. 29817* 803-284-3304

Pg 396

EASTERN MOTORCYCLE PARTS

ANDREWS CAMS

BIG TWIN 1948-1984

EASTERN

<u>NUMBER</u>	<u>YEAR</u>	<u>GRIND</u>	<u>TIMING</u>	<u>DURATION</u> @.053	<u>VALVE LIFT</u>	<u>DESCRIPTION</u> CAMS FOR STREET AND DRAG APPLICATIONS
STOCK H/D CAMS (FRONT CYL)			-6/46	220	.390 .412	Stock H/D front cylinder timing
			44/20	244	.390 .412	Listed for comparison
STOCK H/D CAMS (REAR CYL)			14/38	232	.390 .412	Stock H/D rear cylinder timing
			44/20	244	.390 .412	Listed for comparison
74-0216	1948-1969		21/43	244	.450 .470	"A" Intake and long duration exhaust for cooler running and more high end power. Both in street cam (except 80-81) O.K. for Hyd. Lifters
74-0218	1970-1977	AB	50/26	256	.450	
74-0220	1978-1984					
74-0224	1948-1969		21/41	242	.405 .425	Mild street: Pans and Shovels, smooth idle, more power through RPM range. Bolts in with no head work.
74-0226	1970-1977	J	41/21	242	.405	
74-0228	1978-1984				.405	
74-0236	1948-1969		16/48	244	.450 .470	Back by popular demand. Basically an "A" grind cam with delayed timing for NO PING! Lots more power than the stock cam. Bolts on to Shovels, except 1980-81
74-0238	1970-1977	F	48/16	244	.450	
74-0240	1978-1984					
74-0242	1948-1969		<i>*use 74-0243 A2 grind*</i>		.450 .470	Street/Drags: Bolts into Shovels (except 1980-81) with no head work. More mid range and high end power.
74-0244	1970-1977	A	<i>*use 74-0245 A2 grind*</i>			
74-0246	1978-1984		<i>*use 74-0247 A2 grind*</i>		.450	
74-0243	1948-1969		19/43	242	.450 .470	REPLACES "A-GRIND CAMS" New improved for 2008! Bolts into Shovels (except 1980-81) with no head work. More mid range and high end power. Idle unaffected
74-0245	1970-1977	A2	50/18	248	.450 .470	
74-0247	1978-1984					
74-0248	1948-1969		26/50	256	.485 .507	Street/Drags: Much more mid range & high end power. Idle smoothness unaffected. "THE" cam for modified 74 & 80 inches and small stokers.
74-0250	1970-1977	B	<i>*use 74-0251 B2 grind*</i>			
74-0252	1978-1984				.485	
74-0249	1948-1969		26/50	256	.485 .507	New improved for 2008! Street/Drags: More mid range & high end power, smooth idle. Best cam for modified 74/80 inches and small stokers. Sprin spacing required
74-0251	1970-1977	B2	53/25	258	.485 .507	
74-0253	1978-1984					
74-0254	1948-1969		24/52	256	.450 .470	Hydraulic version of a "B" cam. Usually a bolt in spring spacing may be required on 1980-81 Shovels.
74-0256	1970-1977	BH	52/24	256	.450	
74-0258	1978-1984				.450	
74-0260	1948-1969		32/56	268	.510 .535	Hotter version of a "B" grind. Great street cam especially for 84/88 inch stokers: maximum torque available from 2500 to 6500 RPM
74-0262	1970-1977	6	56/32	268	.510	
74-0264	1978-1984		<i>*use 74-0265 7 grind*</i>			
74-0261	1948-1969		29/53	262	.510 .535	New improved for 2008! Upgraded version of original #6 grind. Great street cam for 84/88 inch stokers: max torque available from 2200 to 6500 RPM
74-0263	1970-1977	7	59/27	266	.510 .535	
74-0265	1978-1984					
74-0266	1948-1969		37/61	278	.525 .550	Best production cam made for big street engines. Stokers from 84" to 96" will really turn on with this cam. Broad torque range pulls from 2000-7000+ RPM
74-0268	1970-1977	C	61/37	278	.525	
74-0270	1978-1984				.525	

****EASTERN MOTORCYCLE PARTS****

****ANDREWS CAMS****

****BIG TWIN 1985-PRESENT****

****EVOLUTION****

EASTERN

NUMBER

GRIND TIMING

DURATION

VALVE LIFT

SPRINGS

DESCRIPTION

@.053

CAMS FOR EVOLUTION ENGINES

BIG TWIN 1985-PRESENT

	STOCK	01/37	218	.495	STOCK	Listed for comparison. 1984-87 is 212 degree intake, 202 degree exhaust, .472 lift on both.
	88-91	53/01	232	.495		
	STOCK	-02/30	208	.472	STOCK	Listed for comparison. 92 cam very close to 84-87 specs. California cams are approximately 178 degree duration.
	92-95	31/-09	202	.472		
74-0354	EV-3	21/37	238	.495	STOCK	Bolt in cam for light bikes (FXRS, etc.). More mid range power. Idle smoothness unaffected. This is a 6000RPM cam for stock heads and springs with hydraulic lifters.
		43/15	238	.495		
74-0372	EV-13	15/31	226	.485	STOCK	Bolt in cam for street or touring with more mid range and upper end power, more power than stock EV cam.
		45/13	238	.495		
74-0350	EV-1	12/34	226	.485	AP Springs	
		34/12	226	.485		
74-0368	EV-9	36/60	276	.550	AP Springs	
		64/32	276	.550		
74-0358	EV-5	28/44	252	.530	AP Springs	For modified engines with strokers and head work. Andrews springs and titanium collars recommended with hydraulic lifters. 2500-6500 RPM power range.
		52/20	252	.530	Travel set to .560 min	
74-0364	EV-7	31/55	266	.560	AP Springs	For lighter bikes with bigger strokers. 92+ inch and head work. Andrews springs, titanium collars and hydraulic lifters recommended. 2800-6500 RPM power range.
		59/27	266	.560	Travel set to .590 min	
74-0373	EV-23	10/30	220	.498	STOCK	Mild bolt-in street cam with more torque and HP for all around riding with stock comp. ratio. Similar to stock L cam but more output. Pulls from 1800-5200 RPM
		40/08	228	.498		
74-0374	EV-27	20/36	236	.495	STOCK	A great bolt-in cam for stock EV80 engines using state of the art design. Very strong, broad torque band which will pull hard from 2000-5500RPM
		46/14	240	.495		

****EASTERN MOTORCYCLE PARTS****

****ANDREWS CAMS****

****BIG TWIN 1985-PRESENT****

****EVOLUTION****

EASTERN NUMBER

GRIND TIMING

DURATION

VALVE LIFT

SPRINGS

DESCRIPTION

@.053

CAMS FOR EVOLUTION ENGINES

BIG TWIN 1985-PRESENT

74-0375	EV-31	10/46	236	.495	STOCK	Super power for supercharged engines; Basically an EV-27 cam with timing set for superchargers or big inch motors with 10.5+ compression ratio.
		52/08	240			
74-0376	EV-35	21/37	238	.495 .530	AP Springs Travel set to .560 min	Combination grind for lighter bikes with great mid range and high end power. The timing of this cam will reduce oil temperatures during hot weather operation. To 6500 RPM.
		52/20	252			
74-0377	EV-46	25/41	246	.495	STOCK	Bolt in performance cam, state of the art ramp design. Longer duration than EV-3 but higher static compression, pressure, wide torque band; 2600 to 6000+ RPM
		49/17	246			
74-0382	EV-57	26/46	252	.530 .560	AP Springs Travel set to .590 min	Combination grind for street strokers, 88+ cu in. Andrews springs, and titanium collars recommended with hydraulic lifters. Great mid range power. 2500-6000RPM power range.
		59/27	266			
74-0388	EV-79	31/55	266	.560 .550	AP Springs Travel set to .590 min	Engines with 92+ inches and higher compression (9.0+) will run cooler at sustained high RPM with this cam using Andrews springs, collars and stock hydraulic lifters to 6500 RPM.
		64/32	276			

****EASTERN MOTORCYCLE PARTS****

****ANDREWS CAMS****

****BIG TWIN 1948-1951****

****KNUCKLE HEAD/61" OHV****


EASTERN

NUMBER	YEAR	GRIND	TIMING	DURATION	VALVE LIFT	DESCRIPTION
---------------	-------------	--------------	---------------	-----------------	-------------------	--------------------

@.053

CAMS FOR KNUCKLE HEAD AND 61" PANS

74-0330	1936-1947	S	27/55 55/27	262 262	.370 .370	Bolt in Knuckle replacement for stock motors, smooth idle, strong pull to 6000 RPM. Knuckle equivalent of a "B" cam.
74-0332	1936-1947	K	35/63 63/36	278 278	.367 .367	Bolt in performance Knuckle cam. Best with 9.5 or higher compression & or stroker flywheels 3000-7000 RPM power range.
74-0334	1936-1947	N	14/42 42/14	236 236	.355 .355	Stock replacement Knuckle cam. For stock motors or restorations, this is the cam.
74-0338	1948-1951	61	-02/26 26/-02	204 204	.345 .345	Replacement cam for stock 61 cu inch Panhead engine. Due to very short duration, "61" engines need this special cam to run properly.




****EASTERN MOTORCYCLE PARTS****

****ANDREWS****

****2-CAM PRODUCTS****

****BIG TWIN 1999-PRESENT****



EASTERN



<u>NUMBER</u>	<u>YEAR</u>	<u>GRIND</u>	<u>TIMING</u>	<u>DURATION</u>	<u>VALVE</u>	<u>TDC</u>	<u>DESCRIPTION</u>
				@.053 @.020	LIFT	LIFT	
74-1301	1999-2006	TW-21	10/30 40/08	220 255 228 264	.498 .498	.134 .121	Bolt in cams first introduced in 2000, more torque for all around riding with stock compression ratio and heavy bikes. Similar to #23 cams foe EV-80 (1700 to 5200RPM)
							Runs great with fuel injectors or carburetors
74-1302	1999-2006	TW-26	09/37 43/07	226 262 230 266	.490 .490	.129 .112	Bolt in cams for low RPM torque. For two up touring this cam will add more torque and HP at lower and middle RPM range. (1800-5500)
							Runs great with fuel injectors or carburetors
74-1303	1999-2006	TW-31s	10/46 52/08	236 272 240 276	.510 .510	.131 .120	Great street cam for large motors and/or superchargers. Same lobes as 37G with different timing. (1800-5600RPM) with 95+ inches.
74-1304	1999-2006	TW-37	14/42 48/12	236 272 240 276	.510 .510	.151 .140	Twin 88's with this bolt-in cam grind have shown 80+ rear wheel horse power. Smooth idle broad torque band. Runs best with low restriction exhausts. (2200-5800 RPM)
							Runs great with fuel injectors or carburetors
74-1305	1999-2006	TW-44	21/44 49/17	242 279 246 283	.495 .495	.182 .158	First available in 2000 for 88 and 95 inches and 9.25 CR or higher. Maximum torque and HP at middle and upper RPM ranges. (2400-6000+ RPM)
74-1306	1999-2006	TW-50	20/48 54/18	248 283 252 287	.510 .510	.184 .168	Cams for maximum torque. For lighter bikes & engines with 9.5 CR (or higher) & 88-95 inches. (2600-6000 RPM)
74-1307	1999-2006	TW-55	22/46 52/20	248 283 252 292	.550 .550	.197 .181	High lift variation of the TW-50, this cam is best for 95+ inche engines with 9.5+ C.R. Max torque and HP at middle and higher RPM. (2600-6300RPM)
74-1308	1999-2006	TW-60	24/56 58/22	260 296 260 296	.560 .560	.205 .192	For a well prepped engine with 95 inch cylinders and head work, 100+ HP is within reach. Tuning also includes exhaust changes. (2400-6000RPM)
74-1351	1999-2006	21G	10/30 40/08	220 255 228 264	.498 .498	.134 .121	Bolt in cam first introduced in 2000, more torque for all around riding with stock compression ratio and heavy bikes. Similar to #23 cam for evo 80. (1700-5000RPM)

74-1399	25716-99	each	CAM DRIVE SPROCKET, **34-TOOTH** (SPLINED REAR) BIG TWIN 1999-2006 (ANDREWS #288015)				
74-1401	25563-99	each	CAM DRIVE SPROCKET, **34-TOOTH** (TAPERED REAR) BIG TWIN 1999-2006 (ANDREWS #288010)				
74-1403		each	CRANK DRIVE SPROCKET, **17-TOOTH** BIG TWIN 1999-2006 (ANDREWS #288020)				

****EASTERN MOTORCYCLE PARTS****

****ANDREWS CAMS****

****SPORTSTER 1986-PRESENT****



EASTERN

<u>NUMBER</u>	<u>YEAR</u>	<u>GRIND</u>	<u>TIMING</u>	<u>DURATION</u> @.053/@.020	<u>MAX</u> <u>LIFT</u>	<u>TDC</u> <u>LIFT</u>	<u>DESCRIPTION</u>
1986 & UP 883, 1100, 1200 XL ENGINE CAM KITS							
	STOCK		02/41 41/02	223 270 223 270	.458 .458	.094 .094	Specifications are listed for reference and comparison. Note: 1985-87 exhaust cam lift is .414
74-0482	1986-1990	V2	16/44	240 290	.465	.180	Bolt in cams for stock 883, 1100 or 1200. More duration and lift means extra power thru RPM range. Stock springs & hydraulic lifters recommended. RPM range 2000-6000 (SET-4)
74-0483	1991-PRES	N2	46/18	244 290	.440	.155	
74-0486	1986-1990	V4	30/46	256 296	.490	.216	Street/Drags: Stock or modified 883/1100 or 1200. Slightly higher Idle speed but stock springs & hydraulic lifters are recommended. RPM range 2500-6500 (SET-4)
74-0487	1991-PRES	N4	52/24	256 296	.490	.189	
74-0490	1986-1990	V6	34/50	264 302	.500	.241	Modified 1200s to 80" and/or high compression pistons. Same intake as N8 but more exhaust duration. Stock springs and hydraulic lifters recommended. RPM range 2500-6500. (SET-4)
74-0491	1991-PRES	N6	56/28	264 302	.500	.212	
74-0494	1986-1990	V8	32/44	256 298	.490	.226	Modified 1100-1200 stroked 883's with stock springs and hydraulic lifters. Great mid-range power, 2000-6000 RPM. (SET-4)
74-0495	1991-PRES	N8	56/28	264 302	.500	.212	

EASTERN MOTORCYCLE PARTS

ANDREWS CAMS

SPORTSTER 1957-1985

EASTERN

<u>NUMBER</u>	<u>YEAR</u>	<u>GRIND</u>	<u>TIMING</u>	<u>DURATION</u> @.053/@.020	<u>MAX</u> <u>LIFT</u>	<u>TDC</u> <u>LIFT</u>	<u>DESCRIPTION</u>
TOURING AND HIGH PERFORMANCE CAMS							
	STOCK	Q	10/32 35/07	222 262 222 262	.400 .380	.114 .114	Specifications for Q cams are listed for reference and comparison.
74-0402	1957-1970	P	34/40	254 294	.400	.200	(Exhaust Only) 4/1 Kit consists of exhaust cams only for use with Stock P intakes. Bolt in power for sportsters with no head work. (SET-2)
74-0404	1971-1980	PB+4	43/31	254 298	.410	.192	
74-0406	1981-1984						
74-0408	1984-1985	w/alt.					
74-0412	1957-1970	PB+	34/40	254 298	.410	.208	Fits Sportster with P or Q cams, bolt-in more power with great street grind. No head work needed, more power through RPM range with stock springs. To 7000 RPM. (SET-4)
74-0414	1971-1980		43/31	254 298	.410	.208	
74-0416	1981-1984						
74-0418	1984-1985	w/alt.					
74-0422	1957-1970	Y	35/47	262 310	.425	.206	Street 900/1000 Biggest cam available for no head work installation. Some 1982 engines may require spring spacing. Stock springs are OK. Great mid and upper end power. (SET-4)
74-0424	1971-1980		53/29	262 310	.425	.182	
74-0426	1981-1984						
74-0428	1984-1985	w/alt.					
74-0432	1957-1970	R5	33/41	254 306	.445	.209	Street/Drags, modified 900/1000 motors and small stokers. Big boost in torque over stock cams (2000/7500 RPM). Stock springs are OK, but head set up required. (SET-4)
74-0434	1971-1980		43/31	254 308	.445	.200	
74-0436	1981-1984						
74-0438	1984-1985	w/alt.					
74-0442	1957-1970	X	35/55	270 314	.450	.210	Street/Drags for stroker motors to 76". More mid range and upper power. Lower lift results easier installation in 1977 and later engines with extended pinion bearing housing. Stock springs recommended. (SET-4)
74-0444	1971-1980		57/33	270 314	.450	.208	
74-0446	1981-1984						
74-0448	1984-1985	w/alt.					
74-0452	1957-1970	AX	29/57	266 310	.550	.197	Street stroker cams for 72-90 inch motors with 8.5 compression or less. Broad torque range. Head setup and high lift valve springs needed. (SET-4)
74-0454	1971-1980		57/29	266 310	.550	.197	
74-0456	1981-1984						
74-0458	1984-1985	w/alt.					
XR 1000 CAMS FOR STREET AND COMPETITION							
74-0472	1983-1984	XR1	46/58 66/38	284 368 284 368	.560 .560	.280 .240	Competition or modified street for XR 1000 engines. For maximum high rpm power (8000+ RPM), these are the most proven cams available for the XR engine. Great stuff for the XR 1000 & 750. Stock springs recommended.
74-0474	1983-1984	XR2	32/44 52/24	256 298 256 298	.486 .486	.227 .189	Street grind for mild XR 1000 motors. More power through RPM range. Stock springs are recommended. (SET-4)


****EASTERN MOTORCYCLE PARTS****

****ANDREWS PRODUCTS****

****BIG TWIN-SPORTSTER****



<u>EASTERN NUMBER</u>	<u>REPLACES OEM</u>	<u>ANDREWS NUMBER</u>	<u>DESCRIPTION</u>
74-0150		290290 each	SPROCKET, BELT DRIVE, (29-TOOTH) BIG TWIN 1985-1993
74-0152		290294 each	SPROCKET, BELT DRIVE, (29-TOOTH) BIG TWIN 1994-PRESENT
74-0154		290340 each	SPROCKET, BELT DRIVE, (34-TOOTH) BIG TWIN 1985-1993
74-0156		290344 each	SPROCKET, BELT DRIVE, (34-TOOTH) BIG TWIN 1994-PRESENT
74-0160		290304 each	SPROCKET, BELT DRIVE, (30-TOOTH) BIG TWIN 1994-PRESENT
74-0162		290300 each	SPROCKET, BELT DRIVE, (30-TOOTH) BIG TWIN 1985-1993
40251-92	40251-92		LOCK PLATE, BIG TWIN 1992-2006, SPORTSTER 1992-PRESENT



<u>EASTERN NUMBER</u>	<u>REPLACES OEM</u>	<u>ANDREWS NUMBER</u>	<u>DESCRIPTION</u>
74-0624		240055 set-4	PUSH RODS WITH ADJUSTERS, **ALUMINUM** BIG TWIN 1966-1984
74-0626		240030 set-4	PUSH RODS WITH ADJUSTERS, **MOLY** BIG TWIN 1966-1984
74-0630		292110 set-4	PUSH RODS WITH ADJUSTERS, **ALUMINUM** BIG TWIN 1984-1999
74-0632		292140 set-4	PUSH RODS WITH ADJUSTERS, **MOLY** BIG TWIN 1984-1999
74-0635		292020 set-4	PUSH RODS WITH ADJUSTERS, **ALUMINUM** SPORTSTER 1986-1990
74-0637		292090 set-4	PUSH RODS WITH ADJUSTERS, **MOLY** SPORTSTER 1986-1990
74-0639		292025 set-4	PUSH RODS, SOLID STYLE, **ALUMINUM** SPORTSTER 1991-PRES.
74-0641		292095 set-4	PUSH RODS, SOLID STYLE, **MOLY** SPORTSTER 1991-PRESENT
74-0645		240040 set-4	PUSH RODS, SOLID STYLE, **MOLY** SPORTSTER 1958-1985
74-0647		240060 set-4	PUSH RODS, SOLID STYLE, **ALUMINUM** SPORTSTER 1958-1985
74-0650		292188 set-4	PUSH RODS, SOLID STYLE, **ALUMINUM** (2-CAM) BIG TWIN 1999-PRESENT
74-0652		292088 set-4	PUSH RODS, SOLID STYLE, **MOLY** (2-CAM) BIG TWIN 1999-PRESENT


****EASTERN MOTORCYCLE PARTS****

****ANDREWS PRODUCTS****

****BIG TWIN-SPORTSTER****



<u>EASTERN NUMBER</u>	<u>REPLACES OEM</u>	<u>ANDREWS NUMBER</u>	<u>DESCRIPTION</u>
74-0664	*	293115	set-4 COLLARS, UPPER **STEEL** BIG TWIN 1984-PRESENT
74-0666		271100	set-4 COLLARS, TOP, **HI LIFT** BIG TWIN 1948-1984
74-0668		276150	set-4 COLLARS, TOP, **MID LIFT** BIG TWIN 1948-1984
74-0670		273120	set-4 COLLARS, LOWER, **LOW PROFILE** BIG TWIN 1980-1984
74-0674		277160	set-4 COLLARS, LOWER, **LOW PROFILE** SPORTSTER 1958-1985
74-0680		294190	set-8 SPRINGS, **HIGH LIFT CAMS .550+** BIG TWIN 1984-PRESENT
74-0684		272110	set-8 SPRINGS, **HIGH LIFT CAMS** BIG TWIN 1948-1984



<u>EASTERN NUMBER</u>	<u>REPLACES OEM</u>	<u>ANDREWS NUMBER</u>	<u>DESCRIPTION</u>
74-0735	34159-36	209750	each SHIFTER FORK, 1ST & 2ND, COUNTERSHAFT, BIG TWIN 1936-1984
74-0737	34158-36	209760	each SHIFTER FORK, 3RD & 4TH, MAINSHAFT, BIG TWIN 1936-1984
74-0768	35440-38	205340	each SHIFTER CLUTCH, 3RD & 4TH GEAR, BIG TWIN 1937-1985
74-0775	35665-36	205120	each SHIFTER CLUTCH, 1ST & 2ND GEAR, BIG TWIN 1937-1985

****EASTERN MOTORCYCLE PARTS****

****ANDREWS PRODUCTS****

****TRANSMISSION GEARS****


****5-SPEED****

****BIG TWIN 1980-PRESENT****




74-0932

74-0934



74-0930




74-0940

74-0936




74-0950

74-0945



74-0954

74-0947



74-0957
74-0959

74-0947

<u>EASTERN NUMBER</u>	<u>REPLACES OEM</u>	<u>ANDREWS NUMBER</u>	<u>DESCRIPTION</u>
74-0934	35025-79B	296125 each	GEAR, 1ST, MAINSHAFT, **18-TOOTH** BIG TWIN 1980-2006
74-0936	35026-79C	296220 each	GEAR, 2ND, M/SHAFT OR 3RD COUNTERSHAFT, BIG TWIN 1980-PRES.
74-0940	35027-79B	296330 each	GEAR, 3RD, M/SHAFT OR 2ND COUNTERSHAFT, BIG TWIN 1980-PRES.
74-0950	35028-79B	296445 each	GEAR, 4TH, MAINSHAFT, BIG TWIN 1980-1995
74-0954	35029-79A	296550 each	GEAR, 5TH, MAIN DRIVE, **CHAIN DRIVE** BIG TWIN 1980-1984
74-0957	35029-85A	296585 each	GEAR, 5TH, MAIN DRIVE, **BELT DRIVE** BIG TWIN 1985-1990
74-0959	35029-91A	296591 each	GEAR, 5TH, MAIN DRIVE, **BELT DRIVE** BIG TWIN 1991-2006
74-0945	35625-79B	296440 each	GEAR, 4TH, COUNTERSHAFT, BIG TWIN 1980-1995
74-0947	35626-79B	296555 each	GEAR, 5TH, COUNTERSHAFT DRIVE, BIG TWIN 1980-1995
74-0932	36622-79A	296120 each	GEAR, 1ST, COUNTERSHAFT, **31-TOOTH** BIG TWIN 1980-2006
74-0930		296110 set-2	GEAR SET, 1ST GEAR, CLOSE RATIO 2.94, BIG TWIN 1980-PRESENT

****EASTERN MOTORCYCLE PARTS****

****ANDREWS PRODUCTS****

****TRANSMISSION GEARS****

****BIG TWIN 1937-1985****



74-0705



74-0709



74-0716



74-0765



74-0762
74-0728

74-0760
74-0730



74-0720



74-0722

74-0755

74-0758

<u>EASTERN NUMBER</u>	<u>REPLACES OEM</u>	<u>ANDREWS NUMBER</u>	<u>DESCRIPTION</u>
74-0755	35065-65	204260 each	MAIN DRIVE GEAR, **4-SPEED** BIG TWIN 1937-1976
74-0758	35067-77	204280 each	MAIN DRIVE GEAR, **4-SPEED** BIG TWIN 1977-1985
74-0760	35306-36	206215 each	3RD GEAR, STOCK RATIO 1.23, **4-SPEED** BIG TWIN 1936-1958
74-0762	35306-59	206220 each	3RD GEAR, STOCK RATIO 1.23, **4-SPEED** BIG TWIN 1959-1985
74-0728	35700-36	206330 each	GEAR, COUNTERSHAFT CLUSTER, (15X17T) BIG TWIN 1936-E/1976
74-0730	35700-76	206335 each	GEAR, COUNTERSHAFT CLUSTER, (15X17T) BIG TWIN L/1976-1985
74-0765	35751-36	202160 each	2ND GEAR, STOCK RATIO 1.82, **21-TOOTH** BIG TWIN 1937-1985
74-0705		201105 set-2	GEAR SET, 1ST GEAR, CLOSE RATIO 2.44, BIG TWIN 1937-1985
74-0709		201145 set-2	GEAR SET, 1ST GEAR, CLOSE RATIO 2.60, BIG TWIN 1937-1985
74-0711		201090 set-2	GEAR SET, 1ST GEAR, STOCK RATIO 3.00, BIG TWIN 1959-1984
74-0713		201094 set-2	GEAR SET, 1ST GEAR, STOCK RATIO 3.00, BIG TWIN 1936-1958
74-0716		201020 set-3	GEAR SET, 1ST & 2ND GEAR, CLOSE RATIO, BIG TWIN 1937-1985
74-0720		203365 set-2	GEAR SET, 3RD GEAR, CLOSE RATIO 1.35, BIG TWIN 1937-1976
74-0722		203375 set-2	GEAR SET, 3RD GEAR, CLOSE RATIO 1.35, BIG TWIN 1977-1985

****EASTERN MOTORCYCLE PARTS****

****ANDREWS PRODUCTS****

****TRANSMISSION GEAR SETS****

****BIG TWIN-SPORTSTER****



****BIG TWIN 4 & 5-SPEED****

****NOTE: THESE SETS DO NOT INCLUDE****
****MAINSHAFT OR COUNTERSHAFT****



****SPORTSTER 5-SPEED****

****SET INCLUDES EVERYTHING PICTURED****

<u>EASTERN NUMBER</u>	<u>REPLACES OEM</u>	<u>ANDREWS NUMBER</u>	<u>DESCRIPTION</u>
TRANSMISSION GEAR SETS			
74-0782		210150 set-10	GEAR SET, (COMPLETE) **WITHOUT SHAFTS** (2.44 1ST-1.35 3RD) BIG TWIN 1936-1976
74-0784		210250 set-10	GEAR SET, (COMPLETE) **WITHOUT SHAFTS** (2.44 1ST-1.23 3RD) BIG TWIN 1936-1976
74-0786		210350 set-10	GEAR SET, (COMPLETE) **WITHOUT SHAFTS** (2.60 1ST-1.35 3RD) BIG TWIN 1936-1976
74-0788		210450 set-10	GEAR SET, (COMPLETE) **WITHOUT SHAFTS** (2.60 1ST-1.23 3RD) BIG TWIN 1936-1976
74-0792		210550 set-10	GEAR SET, (COMPLETE) **WITHOUT SHAFTS** (2.44 1ST-1.35 3RD) BIG TWIN 1977-1985
74-0794		210650 set-10	GEAR SET, (COMPLETE) **WITHOUT SHAFTS** (2.44 1ST-1.23 3RD) BIG TWIN 1977-1985
74-0796		210750 set-10	GEAR SET, (COMPLETE) **WITHOUT SHAFTS** (2.60 1ST-1.35 3RD) BIG TWIN 1977-1985
74-0798		210850 set-10	GEAR SET, (COMPLETE) **WITHOUT SHAFTS** (2.60 1ST-1.23 3RD) BIG TWIN 1977-1985
74-1110		296081 set-10	GEAR SET, (COMPLETE) **WITHOUT SHAFTS** (2.94) **CHAIN DRIVE** BIG TWIN 1981-1984
74-1112		296082 set-10	GEAR SET, (COMPLETE) **WITHOUT SHAFTS** (3.24) **CHAIN DRIVE** BIG TWIN 1981-1984
74-1116		296085 set-10	GEAR SET, (COMPLETE) **WITHOUT SHAFTS** (2.94) **BELT DRIVE** BIG TWIN 1985-1989
74-1118		296086 set-10	GEAR SET, (COMPLETE) **WITHOUT SHAFTS** (3.24) **BELT DRIVE** BIG TWIN 1984-1989
74-1122		296090 set-10	GEAR SET, (COMPLETE) **WITHOUT SHAFTS** (2.94) **BELT DRIVE** BIG TWIN 1990-ONLY

****EASTERN MOTORCYCLE PARTS****

****ANDREWS PRODUCTS****

****TRANSMISSION GEAR SETS****

****BIG TWIN-SPORTSTER****

****5-SPEED****



****BIG TWIN 5-SPEED****

****NOTE: THESE SETS DO NOT INCLUDE****
****MAINSHAFT OR COUNTERSHAFT****



****SPORTSTER 5-SPEED****

****SET INCLUDES EVERYTHING PICTURED****

<u>EASTERN NUMBER</u>	<u>REPLACES OEM</u>	<u>ANDREWS NUMBER</u>	<u>DESCRIPTION</u>
TRANSMISSION GEAR SETS			
74-1124		296092 set-10	GEAR SET, (COMPLETE) **WITHOUT SHAFTS** (3.24) **BELT DRIVE** BIG TWIN 1990-ONLY
74-1128		296091 set-10	GEAR SET, (COMPLETE) **WITHOUT SHAFTS** (2.94) **BELT DRIVE** BIG TWIN 1991-PRESENT
74-1130		296093 set-10	GEAR SET, (COMPLETE) **WITHOUT SHAFTS** (3.24) **BELT DRIVE** BIG TWIN 1991-PRESENT
74-0580		250100 set-8	GEAR SET, (COMPLETE) **WITHOUT SHAFTS** (W- 1ST, STOCK 4TH) SPORTSTER 1973-1978
74-0582		250101 set-8	GEAR SET, (COMPLETE) **WITHOUT SHAFTS** (W- 1ST, STOCK 4TH) SPORTSTER 1979-1984
74-0584		250200 set-8	GEAR SET, (COMPLETE) **WITHOUT SHAFTS** (W- 1ST, C- 4TH) SPORTSTER 1973-1978
74-0586		250201 set-8	GEAR SET, (COMPLETE) **WITHOUT SHAFTS** (W- 1ST, C- 4TH) SPORTSTER 1979-1984
74-0588		250202 set-8	GEAR SET, (COMPLETE) **WITHOUT SHAFTS** (W- 1ST, C- 4TH) SPORTSTER 1984-1990
74-0590		250300 set-8	GEAR SET, (COMPLETE) **WITHOUT SHAFTS** (STOCK- 1ST, STK 4TH) SPORTSTER 1973-1978
74-0592		250301 set-8	GEAR SET, (COMPLETE) **WITHOUT SHAFTS** (STOCK- 1ST, STK 4TH) SPORTSTER 1979-1984
74-0594		250400 set-8	GEAR SET, (COMPLETE) **WITHOUT SHAFTS** (STOCK- 1ST, C- 4TH) SPORTSTER 1973-1978
74-0596		250401 set-8	GEAR SET, (COMPLETE) **WITHOUT SHAFTS** (STOCK- 1ST, C- 4TH) SPORTSTER 1979-1984
74-0570		299900 set-12	GEAR SET, (COMPLETE) **5-SPEED** SPORTSTER 1991-PRESENT SET INCLUDES: 1ST, 2ND, 3RD, 4TH, 5TH GEARS, MAINSHAFT & COUNTERSHAFT

****EASTERN MOTORCYCLE PARTS****

****ANDREWS PRODUCTS****

****TRANSMISSION GEARS****

****SPORTSTER 1956-PRESENT****



74-0870
74-0880

74-0865
74-0885

74-0860
74-0856



74-0812



74-0808
74-0810

<u>EASTERN NUMBER</u>	<u>REPLACES OEM</u>	<u>ANDREWS NUMBER</u>	<u>DESCRIPTION</u>
74-0860	35277-52A	251050 each	GEAR, 1ST, MAINSHAFT, **27-TOOTH** SPORTSTER 1956-1985
74-0865	35296-56	252020 each	GEAR, 2ND, MAINSHAFT, **23-TOOTH** SPORTSTER 1956-1985
74-0870	35305-56A	253050 each	GEAR, 3RD, MAINSHAFT, **20-TOOTH** SPORTSTER 1956-1985
74-0890	35695-58	255580 each	GEAR, COUNTERSHAFT, **27-TOOTH** SPORTSTER 1956-1985
74-0880	35709-54B	253030 each	GEAR, 3RD, COUNTERSHAFT, **23-TOOTH** SPORTSTER 1956-1990
74-0885	35750-58	252040 each	GEAR, 2ND, COUNTERSHAFT, **20-TOOTH** SPORTSTER 1956-1990
74-0856	35760-73	259010 each	GEAR, 1ST, COUNTERSHAFT, **17-TOOTH** SPORTSTER 1973-1985
74-0910	37448-71	254710 each	CLUTCH GEAR, **17-TOOTH** SPORTSTER 1971-1978
74-0912	37448-79	254730 each	CLUTCH GEAR, **17-TOOTH** SPORTSTER 1979-MID/1984
74-0802		251010 set-2	GEAR SET, 1ST GEAR, 2.68 TO 1 RATIO, SPORTSTER 1973-1985
74-0808		254720 set-2	GEAR SET, MAIN DRIVE, C-RATIO, 18 & 26 TOOTH, SPORT. 1971-1978
74-0810		254740 set-2	GEAR SET, MAIN DRIVE, C-RATIO, 18 & 26 TOOTH, SPORT. 1979-MID/1984
74-0812		254850 set-2	GEAR SET, MAIN DRIVE, C-RATIO, 18 & 26 TOOTH, SPORT. MID/1984-PRES
74-0820		255620 each	GEAR, COUNTERSHAFT, C-RATIO, 26 TOOTH, SPORTSTER 1957-1984
74-0832		251010 set-2	GEAR SET, 1ST GEAR, WIDE RATIO, SPORTSTER 1973-PRESENT


****EASTERN MOTORCYCLE PARTS****

****ANDREWS PRODUCTS****

****TRANSMISSION GEARS****


****5-SPEED****

****SPORTSTER 1991-1995****



74-0550

74-0555



74-0515



74-0520

74-0525



74-0535

74-0540

<u>EASTERN NUMBER</u>	<u>REPLACES OEM</u>	<u>ANDREWS NUMBER</u>	<u>DESCRIPTION</u>
74-0550	35043-89A	299105 each	GEAR, 5TH, MAINSHAFT BELT DRIVE, SPORTSTER 1991-1995
74-0555	35633-89A	299155 each	GEAR, 5TH, COUNTERSHAFT, SPORTSTER 1991-1995
74-0515		299110 set-2	GEAR SET, 1ST GEAR, CLOSE RATIO 2.61, SPORTSTER 1991-1995
74-0520	35771-89A	299102 each	GEAR, 2ND, MAINSHAFT OR 3RD C/SHAFT, SPORTSTER 1991-1995
74-0525	35772-89A	299103 each	GEAR, 3RD, MAINSHAFT OR 2ND C/SHAFT, SPORTSTER 1991-1995
74-0535	35773-89A	299104 each	GEAR, 4TH, MAINSHAFT, SPORTSTER 1991-1995
74-0540	35775-89A	299144 each	GEAR, 4TH, COUNTERSHAFT, SPORTSTER 1991-1995

****EASTERN MOTORCYCLE PARTS****

****ANDREWS PRODUCTS****

****MAINSHAFTS AND COUNTERSHAFTS****

****4 AND 5 SPEED****

****BIG TWIN-SPORTSTER****



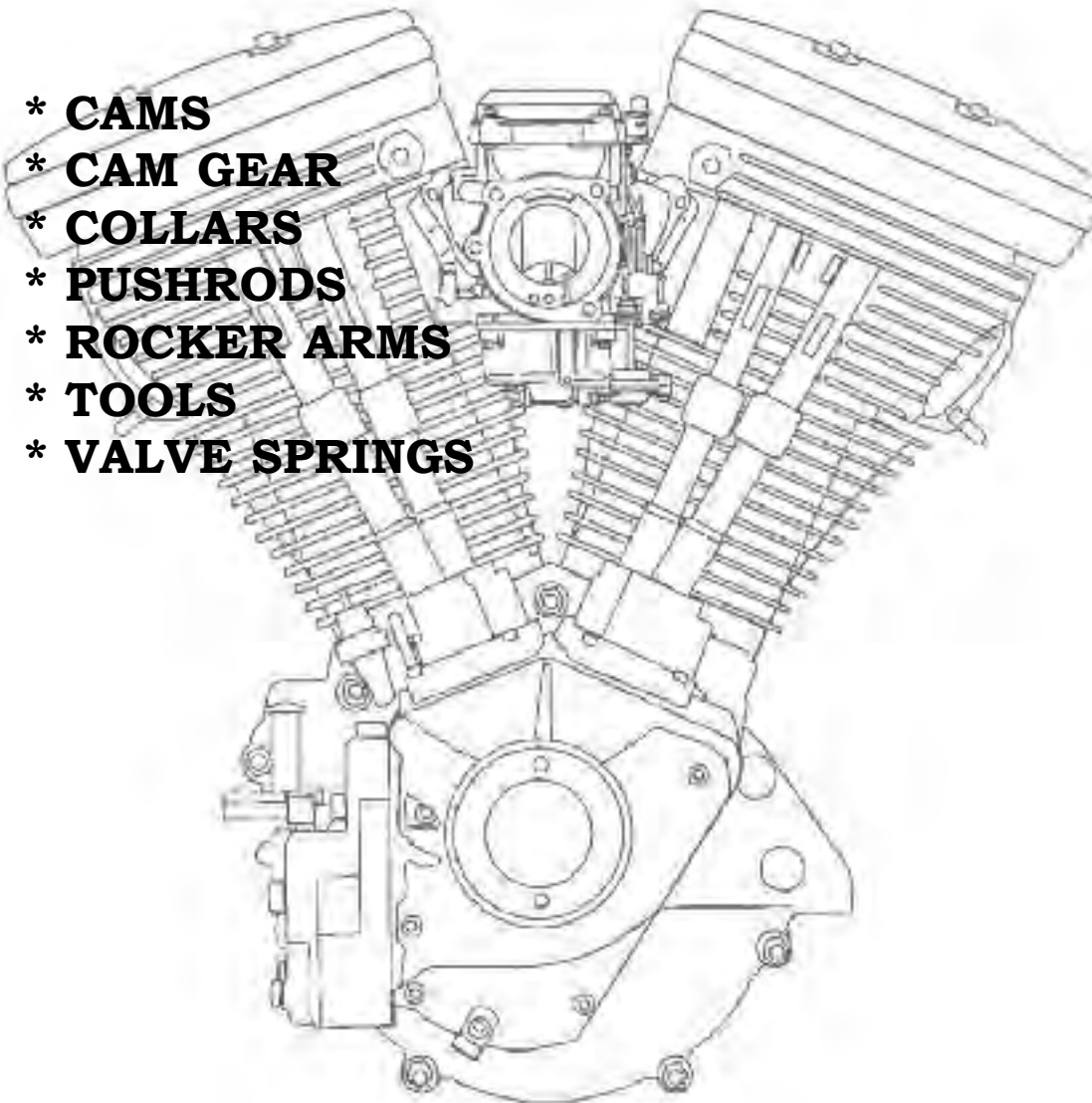
<u>EASTERN NUMBER</u>	<u>REPLACES OEM</u>	<u>ANDREWS NUMBER</u>	<u>DESCRIPTION</u>
74-0852	35036-84A	258190	each MAINSHAFT, **TRANSMISSION** SPORTSTER L/1984-1990
74-0748	35039-65	208650	each MAINSHAFT, **4-SPEED** BIG TWIN 1965-1969
74-0750	35039-70	208700	each MAINSHAFT, **4-SPEED** BIG TWIN 1970-1984
74-0752	35039-85	208800	each MAINSHAFT, **4-SPEED** BIG TWIN 1985-1986
74-0745	35040-50	208500	each MAINSHAFT, **4-SPEED** BIG TWIN 1937-1964
74-0990	35042-79	296800	each MAINSHAFT, **CHAIN DRIVE** BIG TWIN 1980-1984
74-0992	35042-85	296850	each MAINSHAFT, **BELT DRIVE** BIG TWIN 1985-1989
74-0994	35042-90	296900	each MAINSHAFT, **BELT DRIVE** BIG TWIN 1990-ONLY
74-0996	35042-91	296910	each MAINSHAFT, **BELT DRIVE** BIG TWIN 1991-2006
74-0845	35044-56	258080	each MAINSHAFT, **KICK START** SPORTSTER 1956-1967
74-0850	35046-71	258120	each MAINSHAFT, **TRANSMISSION** SPORTSTER 1971-MID/1984
74-0875	35613-58	259010	each COUNTERSHAFT, **TRANSMISSION** SPORTSTER 1958-E/1984
74-0975	35632-79	296700	each COUNTERSHAFT, **5-SPEED** BIG TWIN 1980-2006
74-0565	35640-89	299180	each MAINSHAFT, **5-SPEED** SPORTSTER 1991-PRESENT
74-0560	35641-89	299170	each COUNTERSHAFT, **5-SPEED** SPORTSTER 1991-PRESENT

****MAINSHAFTS & COUNTERSHAFTS MANUFACTURED BY EASTERN****

<u>EASTERN NUMBER</u>	<u>REPLACES OEM</u>	<u>DESCRIPTION</u>
A-35039-65	35039-65	MAINSHAFT, CHAIN DRIVE **4-SPEED** BIG TWIN 1965-1969
A-35039-70B	35039-70B	MAINSHAFT, CHAIN DRIVE**4-SPEED** BIG TWIN 1970-1984
A-35039-85	35039-85	MAINSHAFT, BELT DRIVE **4-SPEED** BIG TWIN L/1984-1986
A-35040-50	35040-50	MAINSHAFT, **4-SPEED** BIG TWIN 1937-1964
A-35042-79	35042-79	MAINSHAFT, CHAIN DRIVE **5-SPEED** BIG TWIN 1980-1984
A-35042-85	35042-85	MAINSHAFT, BELT DRIVE **5-SPEED** BIG TWIN 1985-1989
A-35042-90	35042-90	MAINSHAFT, BELT DRIVE **5-SPEED** BIG TWIN 1990-ONLY
A-35042-91	35042-91	MAINSHAFT, **5-SPEED** BIG TWIN 1991-PRESENT
A-35043-41	35043-41	MAINSHAFT, **45" TRANSMISSION** FORTY-FIVE 1941-1973
A-35613-58	35613-58	COUNTERSHAFT, **4-SPEED** SPORTSTER 1958-E/1984
A-35613-84	35613-84	COUNTERSHAFT, (OLD STYLE) **4-SPEED** SPORTSTER L/1984-1990
A-35613-91	35613-91	COUNTERSHAFT, (NEW STYLE) **4-SPEED** SPORTSTER L/1984-1990
A-35613-KIT	35613-91	COUNTERSHAFT, WITH SPACERS (NEW STYLE) **4-SPEED** SPORTSTER L/1984-1990
A-35632-79	35632-79	COUNTERSHAFT, **5-SPEED** BIG TWIN 1980-PRESENT
A-35640-89	35640-89	MAINSHAFT, **5-SPEED** BIG TWIN 1991-PRESENT
A-35641-89	35641-89	COUNTERSHAFT, **5-SPEED** BIG TWIN 1991-PRESENT

****CRANE****
****PRODUCTS****

- * CAMS
- * CAM GEAR
- * COLLARS
- * PUSHRODS
- * ROCKER ARMS
- * TOOLS
- * VALVE SPRINGS



****EASTERN MOTORCYCLE PARTS****

****CRANE CAMS****

****BIG TWIN 1948-1984****

****PANHEAD & SHOVELHEAD****

EASTERN NUMBER

YEAR

GRIND

VALVE LIFT

DURATION

DESCRIPTION

@.053

INT. EXH.

INT. EXH.

<u>EASTERN NUMBER</u>	<u>YEAR</u>	<u>GRIND</u>	<u>VALVE LIFT</u>		<u>DURATION</u>		<u>DESCRIPTION</u>
75-0124 75-0140	1970-1977 1978-1984	H288	.440	.440	22/42	42/22	Hydraulic/Hi Roller: Bolt in performance throughout the power range. Also recommended for increased torque in heavy bikes with heavy loads. No spring change, works well with stock carburetor and exhaust.
75-0109	1948-1969	H288-2					Hydraulic/Hi Roller:
75-0126	1970-1977	288B	.450	.450	24/48	48/24	Mechanical/Hi Roller: Bolt in mild performance. Use stock springs, carburetor and exhaust. Increased mid range and top end horsepower. No increase in compression ratio required.
75-0127	1970-1977	H298-2	.450	.450	25/49	62/22	Hydraulic/Hi Roller: Performance can be used with performance type carb. and exhaust. Increased mid range and top end horsepower. Check valve-to-valve clearance.
75-0112 75-0128	1948-1969 1970-1977	298B	.450	.450	29/53	53/29	Mechanical/Hi Roller: Mild performance. Works well with high performance carb. and exhaust system. Can use stock springs, but check valve-to-valve clearance. Additional increase in mid range and top horsepower.
75-0113 75-0129 75-0145	1948-1969 1970-1977 1978-1984	320B	.550	.550	36/60	64/32	Mechanical/Hi Roller: Street and drag cam for high performance engines. Increased cubic inches required for best results. Head work required for valve clearance.
75-0114 75-0130	1948-1969 1970-1977	310B	.525	.525	31/55	55/31	Mechanical/Hi Roller: High performance street and drags. Increased compression ratio and/or cubic inches required. Must change valve springs and check spring travel, piston-to-valve, and valve-to-valve clearances.
75-0115 75-0131 75-0147	1948-1969 1970-1977 1978-1984	330B	.575	.575	41/65	73/33	Mechanical/Hi Roller: Drag cam for large cubic engines. Head work required for proper spring travel, piston-to-valve, and valve-to-valve clearances, also to insure maximum performance.

****SEE PAGE 476 FOR CROSS REFERENCE NUMBERS****
****FROM CRANE TO EASTERN****

****EASTERN MOTORCYCLE PARTS****

****CRANE CAMS****

****BIG TWIN 1948-1984****

****PANHEAD & SHOVELHEAD****

<u>EASTERN NUMBER</u>	<u>YEAR</u>	<u>GRIND</u>	<u>VALVE LIFT</u>		<u>DURATION</u> @.053		<u>DESCRIPTION</u>
			<u>INT.</u>	<u>EXH.</u>	<u>INT.</u>	<u>EXH.</u>	
75-0116	1948-1969				268	268	Mechanical/Hi Roller: Streetable high performance. Increased compression ratio and / or cubic inches required. Must change valve springs and check spring travel, piston-to-valve, and valve-to-valve clearances
75-0132	1970-1977	304B	.485	.485	32/56	56/32	
75-0148	1978-1984						
75-0117	1948-1969				244	244	Mechanical/Fireball: Bolt in performance throughout the power range. Also recommended for increased torque in heavy bikes with heavy loads. No spring change required. Works well with stock carb. and exhaust. Does not have Cranes multi index gear.
75-0133	1970-1977	296A	.479	.479	20/44	44/20	
75-0149	1978-1984		.455	.455			
75-0118	1948-1969				256	256	Mechanical/Fireball: Mild performance. Works well with high performance carb. and exhaust system. Can use stock springs with no head work necessary. Additional increase in mid range and top end horsepower. Does not have Cranes multi index gear.
75-0134	1970-1977	308B	.490	.490	26/50	50/26	
75-0150	1978-1984		.516	.516			
75-0183	1978-1984	300H	.455	.455	26/42	46/22	Hydraulic/Fireball: A unique composite design to allow both hydraulic and mechanical applications. Broad power range for streetable performance. Does not have Cranes multi-index gear.

****EASTERN MOTORCYCLE PARTS****

****CRANE CAMS****

****BIG TWIN 1984-1999****

****EVOLUTION****

<u>EASTERN NUMBER</u>	<u>YEAR</u>	<u>GRIND</u>	<u>VALVE LIFT</u>		<u>DURATION</u>		<u>DESCRIPTION</u>
			INT.	EXH.	@.053 INT.	EXH.	
75-0160	1984-1991	H286-2	.490	.490	242 19/43	252 48/24	Hydraulic/Hi Roller: Bolt in performance for your V-2 engine. Works better with high performance carb. and exhaust. Noticeable difference throughout RPM range. Excellent for speed or touring. Valve to piston clearances must be checked in some early Evolution engines without notched pistons.
75-0163	1984-1991	H296-2	.490	.500	252 24/48	262 57/25	Hydraulic/Hi Roller: Performance cam works well to increase performance in mid and upper RPM range. Valve to piston clearances must be checked in some early Evolution engines without notched pistons.
75-0165	1984-1991	H310-2	.550	.550	266 23/63	276 68/28	Hydraulic/Hi Roller: Designed for increased cubic inch/compression engines. Valve clearances must be checked. Performance springs necessary for higher lift.
75-0169	1984-1991	H306-2	.500	.510	262 28/54	272 69/23	Hydraulic/Hi Roller: Bolt in performance for your V-2 engine. Works well in stock engines but really increases horsepower in engines with carb. and exhaust work. Valve to piston clearances must be checked in some early Evolution engines without notched pistons.
75-0185	1984-1999	300-2	.490	.490	226 12/34	236 41/15	Hydraulic/Fireball: Bolt in cam design for broad power range, starting from low rpm. The power range is where you need it for street type performance. Equivalent to EV13. Does not have Cranes multi index gear. Valve to piston must be checked in some early Evolution engines.

****EASTERN MOTORCYCLE PARTS****

****CRANE CAMS****

****BIG TWIN 1984-1999****

****EVOLUTION****

<u>EASTERN NUMBER</u>	<u>YEAR</u>	<u>GRIND</u>	<u>VALVE LIFT</u>		<u>DURATION @.053</u>		<u>DESCRIPTION</u>
			INT.	EXH.	INT.	EXH.	
75-0187	1984-1999	316-2	.490	.490	242 19/43	252 48/24	Hydraulic/Fireball: Bolt in performance, works better with high performance carb. and exhaust. Noticeable difference throughout rpm range. Excellent for speed or touring. Equivalent to EV35. Valve to piston clearance must be checked in some early Evolution engines without notched pistons. Does not have Cranes multi index gear.
75-0189	1984-1999	326-2	.490	.500	252 24/48	262 57/25	Hydraulic/Fireball: Performance cam works well to increase performance in mid and upper rpm range. Equivalent to EV5. Valve to piston clearance must be checked in some early Evolution engines without notched pistons. Does not have Cranes multi index gear.
75-0191	1984-1999	310-2	.490	.490	236 16/40	242 43/19	Hydraulic/Fireball: Bolt in cam for street performance with stock carburetor. Also works well with performance carb and exhaust systems. Equivalent to EV3. Cam lift at TDC: INT: .100 EXH: .106. Valve to piston must be checked in some early Evolution engines.

****2-CAM****

****BIG TWIN 2000-PRESENT****



<u>EASTERN NUMBER</u>	<u>REPLACES OEM</u>	<u>CRANE NUMBER</u>	<u>DESCRIPTION</u>
75-0193		1-3000 set-2	CAMSHAFT, **HTC-300-2 GRIND** (.505 LIFT) BIG TWIN 2000-PRESENT
75-0195		1-3001 set-2	CAMSHAFT, **HTC-310-2 GRIND** (.505 LIFT) BIG TWIN 2000-PRESENT

****EASTERN MOTORCYCLE PARTS****

****CRANE PRODUCTS****

****BIG TWIN-SPORTSTER****

<u>EASTERN NUMBER</u>	<u>REPLACES OEM</u>	<u>CRANE NUMBER</u>	<u>DESCRIPTION</u>
CAM GEARS			
75-0225		7-0000-GREEN	GEAR, CAM, ADVANCE OR RETARD, (GREEN) BIG TWIN 1948-1977
75-0227		7-0001-YELLOW	GEAR, CAM, ADVANCE OR RETARD, (YELLOW) BIG TWIN 1978-1984
75-0228		7-0000-RED	GEAR, CAM, ADVANCE OR RETARD, (RED) BIG TWIN 1978-1984
PUSH RODS			
75-0313		4-0030	set-4 PUSH RODS, ADJUSTABLE, **4130 MOLY** BIG TWIN 1966-PRESENT
75-0315		4-0010	set-4 PUSH RODS, ADJUSTABLE, **4130 MOLY** BIG TWIN 1966-1984
75-0317		4-0019	set-4 PUSH RODS, ADJUSTABLE, **4130 MOLY** BIG TWIN 1984-1999, **EXTRA LONG**
75-0319		4-0031	set-4 PUSH RODS, ADJUSTABLE, **4130 MOLY** (2-CAM) BIG TWIN 1999-PRESENT
75-0320		4-0020	set-4 PUSH RODS, ADJUSTABLE, **4130 MOLY** SPORTSTER 1986-1990
75-0323		4-0022	set-4 PUSH RODS, CUSTOM LENGTH, (11" TO 11-3/4" LONG) **4130 MOLY** BIG TWIN 1984-1999, SPORTSTER 1986-PRESENT
TAPPETS			
75-0340		3-1100	set-4 TAPPET CONVERSION KIT (MECH. PUSHRODS) BIG TWIN 1966-1984
VALVE SPRINGS AND RETAINERS			
75-0302		6-0100	set-4 RETAINERS, (UPPER) **STEEL** BIG TWIN 1936-1984
75-0360		5-0000	set-8 VALVE SPRINGS, BIG TWIN 1948-1984
75-0370		5-1100	kit VALVE SPRINGS, W/UPPER RETAINERS (STEEL) BIG TWIN 1948-1984
75-0396		5-1200	set-12 SHIMS, VALVE SPRINGS, BIG TWIN 1985-PRESENT, SPORTSTER 1986-PRES.

****EASTERN MOTORCYCLE PARTS****

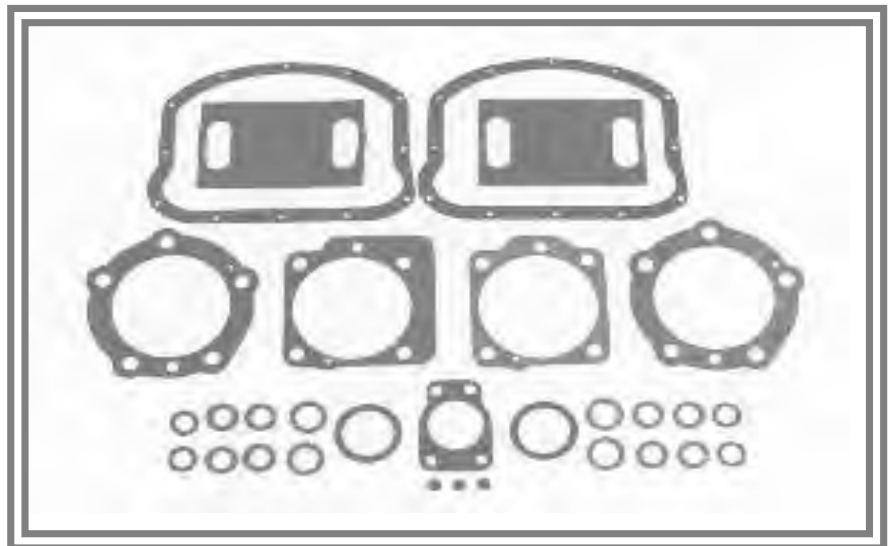
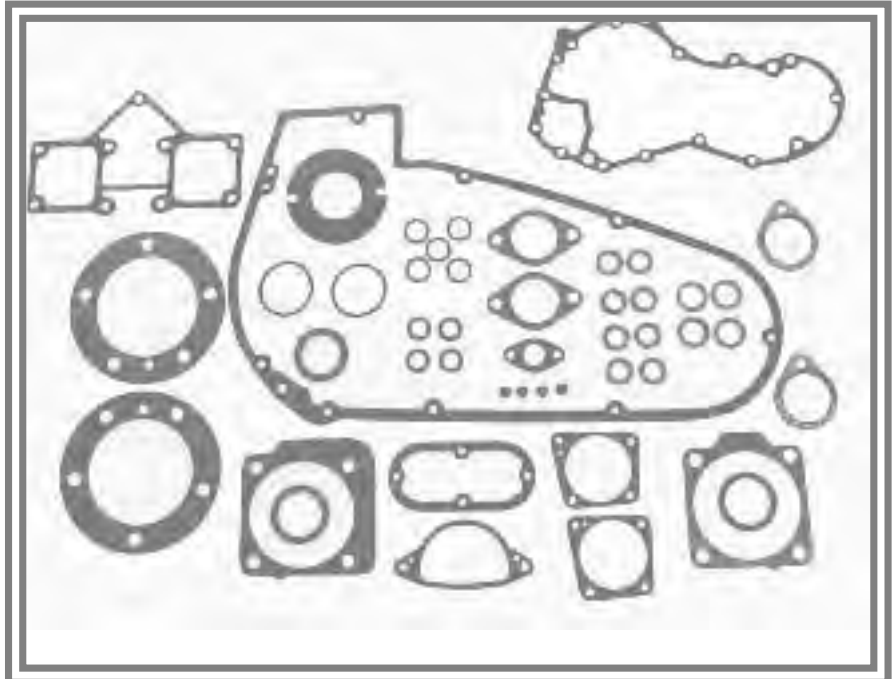
****CRANE PRODUCTS****

****BIG TWIN****

<u>EASTERN NUMBER</u>	<u>REPLACES OEM</u>	<u>CRANE NUMBER</u>	<u>DESCRIPTION</u>
VALVE SPRING KITS			
75-0378		5-1001	kit VALVE SPRING KIT (STEEL & TITANIUM RETAINERS) BIG TWIN 1984-PRES. KIT INCLUDES: SPRINGS, UPPER & LOWER RETAINERS & KEEPERS
75-0379		5-1002	kit VALVE SPRING KIT (STEEL & TITANIUM RETAINERS) BIG TWIN 1984-P. KIT INCLUDES: SPRINGS, UPPER & LOWER RETAINERS & KEEPERS
75-0381		5-1003	kit VALVE SPRING KIT (STEEL & TITANIUM RETAINERS) *THERMO COOL* BIG TWIN 1985-PRESENT, SPORTSTER 1986-PRESENT KIT INCLUDES: SPRINGS, UPPER & LOWER RETAINERS & KEEPERS
75-0383		5-1004	kit VALVE SPRING KIT (STEEL & TITANIUM RETAINERS) *THERMO COOL* BIG TWIN 1985-PRESENT, SPORTSTER 1986-PRESENT KIT INCLUDES: SPRINGS, UPPER & LOWER RETAINERS & KEEPERS
CRANE TOOLS AND LUBRICANT			
75-0237		99405-1	each TOOL, MACHINING SPRING SEATS TO 1.630", BIG TWIN 1948-1984
75-0248		99028-1	each ARBOR FOR 3/8" VALVE GUIDES, BIG TWIN 1948-1984
75-0252		99026-1	each ARBOR FOR 5/16" VALVE GUIDES, SPORTSTER 1957-1985
75-0260		99018-1	each TOOL, MACHINING VALVE GUIDES TO **.531 O.D.** BIG TWIN 1948-1984
75-0264		99016-1	each TOOL, MACHINING VALVE GUIDES TO **.531 O.D.** BIG TWIN 1984-PRESENT
75-0267		9-0011	each TOOL, DEGREE WHEEL
75-0271		9-0021	each TOOL, TAPPET BLOCK ALIGNMENT, BIG TWIN L/1977-1984
75-0275		9-0010	kit TOOL, TUNE A CAM KIT, BIG TWIN 1936-PRES., SPORTSTER 1952-PRESENT
75-0278	25700-88	25700-88	each TOOL, INSTALLATION & REMOVING, BIG TWIN 1984-PRESENT

****GASKETS****

- * CAM GEAR
- * CARBURETOR
- * CYLINDER BASE
- * CYLINDER HEAD
- * GENERATOR
- * MISCELLANEOUS
- * MOTOR
- * OIL PUMP
- * PRIMARY COVER
- * ROCKER COVER
- * STARTER
- * TAPPET GUIDES
- * TOP END
- * TRANSMISSION
- * VALVE GUIDES



****EASTERN MOTORCYCLE PARTS****

****GASKETS****

****BIG TWIN/SPORTSTER/FORTY-FIVE****

****MASTER LIST****

<u>EASTERN NUMBER</u>	<u>REPLACES OEM</u>		<u>DESCRIPTION</u>
47-0104	11-30	pair	HEAD GASKETS, **BLUE TEFLON** (.062 THICK) BIG TWIN 1930-1935
A-11125-90	11125	pk-10	GASKETS, INNER CHAIN HOUSING, BIG TWIN 1970-PRESENT
L-3-651	16664-86	pair	HEAD GASKETS, **W/COPPER FIRE RING** 1/16 THICK (883 C/C) SPORTSTER 1986-P.
L-3-649	16664-86T	pair	HEAD GASKETS, **BLUE TEFLON** .043 THICK , (883 C/C) SPORTSTER 1986-PRESENT
L-3-653	16665-86	pair	HEAD GASKETS, **W/COPPER FIRE RING** .043 THICK , (1100 C/C) SPORT. 1986-1987
L-3-654	16665-86	pair	HEAD GASKETS, **BLUE TEFLON** .043 THICK , SPORTSTER 1986-1987
L-3-847	16768-39	pair	HEAD GASKETS, **BLUE TEFLON** FLATHEAD , FORTY-FIVE 1939-1973
L-3-848	16768-39	pair	HEAD GASKETS, **SOLID COPPER** FLATHEAD , FORTY-FIVE 1939-1973
L-3-849	16769-36	pair	HEAD GASKETS, **BLUE TEFLON** 74 & 80" FLATHEAD , BIG TWIN 1936-1948
L-3-850	16769-36	pair	HEAD GASKETS, **SOLID COPPER** 74 & 80" FLATHEAD , BIG TWIN 1936-1948
L-3-842	16769-57	pair	HEAD GASKETS, **BLUE TEFLON** SPORTSTER 1957-E/1970
L-3-843	16769-57	pk-10	HEAD GASKETS, **ASBESTOS** SPORTSTER 1957-E/1970
L-3-843C	16769-57	pair	HEAD GASKETS, **SOLID COPPER** .020 THICK , SPORTSTER 1957-E/1971
L-3-844	16769-72A	pair	HEAD GASKETS, **SOLID COPPER** SPORTSTER L/1971-E/1973
L-3-844A	16769-72A	pair	HEAD GASKETS, **BLUE TEFLON** SPORTSTER L/1971-E/1973
L-3-673	16769-72A	pair	HEAD GASKETS, ** FIRE RING** 1/16" THICK , SPORTSTER 1973-1985
L-3-845	16769-73	pair	HEAD GASKETS, **SOLID COPPER** SPORTSTER L/1973-1985
L-3-846	16769-73	pair	HEAD GASKETS, **BLUE TEFLON** SPORTSTER L/1973-1985
L-3-845A	16769-82	pair	HEAD GASKETS, **SOLID COPPER** .045 THICK , SPORTSTER L/1973-1985
L-3-845B	16769-82	pair	HEAD GASKETS, **GRAPHITE** SPORTSTER L/1973-1985
L-3-675	16770-36	pair	HEAD GASKETS, **FIRE RING** 1/16" THICK , KNUCKLEHEAD, BIG TWIN 1936-1947
L-3-851	16770-36	pair	HEAD GASKETS, **BLUE TEFLON** KNUCKLEHEAD , BIG TWIN 1936-1947
L-3-852	16770-36	pair	HEAD GASKETS, **SOLID COPPER** KNUCKLEHEAD , BIG TWIN 1936-1947
L-3-677	16770-48	pair	HEAD GASKETS, **FIRE RING** 1/16" THICK , BIG TWIN 1948-1965
L-3-840	16770-48	pair	HEAD GASKETS, **BLUE TEFLON** BIG TWIN 1948-1965
L-3-840A	16770-48C	pair	HEAD GASKETS, **SOLID COPPER** .040 THICK , BIG TWIN 1948-1965
L-3-840B	16770-48C	pair	HEAD GASKETS, **SOLID COPPER** .021 THICK , BIG TWIN 1948-1965
L-3-679	16770-66B	pair	HEAD GASKETS, **FIRE RING** 1/16" THICK , (1200 & 1340 C/C) BIG TWIN 1966-1984
L-3-841	16770-66B	pair	HEAD GASKETS, **BLUE TEFLON** (1200 & 1340 C/C) BIG TWIN 1966-1984
L-3-841A	16770-66B	pair	HEAD GASKETS, **GRAPHITE** (1200 & 1340 C/C) BIG TWIN 1966-1984
L-3-841C	16770-66B	pair	HEAD GASKETS, **SOLID COPPER** .031 THICK , (1200 & 1340 C/C) BIG TWIN 1966-1984
L-3-854	16770-84	pair	HEAD GASKETS, **BLUE TEFLON** .050 THICK (1200&1340) BIG TWIN 1984-1999, SPORTSTER 1988-PRESENT
L-3-657	16770-84D	pair	HEAD GASKETS, **FIRE RING** .062 THICK (1200&1340) BIG TWIN 1984-1999, SPORTSTER 1988-PRESENT
L-3-659	16773-85	pair	HEAD GASKETS, **FIRE RING** .045 THICK (1200&1340) BIG TWIN 1984-1999, SPORTSTER 1988-1990

****CONTINUED NEXT PAGE****

5120 HILDA ROAD* BLACKVILLE, S.C. 29817* 803-284-3304

Pg 421

****EASTERN MOTORCYCLE PARTS****

****GASKETS****

****BIG TWIN/SPORTSTER/FORTY-FIVE****

****MASTER LIST****

<u>EASTERN NUMBER</u>	<u>REPLACES OEM</u>	<u>DESCRIPTION</u>	
L-3-963	16774-21	pk-10	GASKETS, CYLINDER BASE, **FRONT & REAR** (KNUCKLEHEAD) BIG TWIN 1936-1947
L-3-956	16774-57	pk-10	GASKETS, CYLINDER BASE, **FRONT & REAR** (900C/C) SPORTSTER 1957-1972
L-3-957	16774-72	pk-10	GASKETS, CYLINDER BASE, **FRONT & REAR** (1000C/C) SPORTSTER 1972-1985
L-3-964	16774-72R	pk-10	GASKETS, CYLINDER BASE, **FRONT & REAR** **XR-750** SPORTSTER 1972-1995
L-3-958	16774-86A	pk-10	GASKETS, CYLINDER BASE, **FRONT & REAR** BIG TWIN 1984-1999, SP. 1986-2008
L-3-962	16775-29	pk-10	GASKETS, CYLINDER BASE, **FRONT & REAR** FORTY-FIVE 1929-1973
L-3-962B	16775-52	pk-10	GASKETS, CYLINDER BASE, **FRONT & REAR** SPORTSTER 1952-1956
47-0135	16775-99	pair	HEAD GASKETS, **FIRE RING** 1/16" THICK (1450 C/C) BIG TWIN 1999-PRESENT
47-0137	16775-99	pair	HEAD GASKETS, **BLUE TEFLON** .043 THICK (1450 C/C) BIG TWIN 1999-PRESENT
L-3-952	16776-48	pk-10	GASKETS, CYLINDER BASE, **FRONT** (PANHEAD) BIG TWIN 1948-1962
L-3-954	16776-63	pk-10	GASKETS, CYLINDER BASE, **FRONT** (SHOVELHEAD) BIG TWIN 1963-1984
L-3-953	16777-48	pk-10	GASKETS, CYLINDER BASE, **REAR** (PANHEAD) BIG TWIN 1948-1962
L-3-955	16777-63	pk-10	GASKETS, CYLINDER BASE, **REAR** (SHOVELHEAD) BIG TWIN 1963-1984
L-3-959	16777-83A	pk-10	GASKETS, CYLINDER BASE, **FRONT & REAR** (EVO) BIG TWIN 1984-1988
L-3-509		pk-10	GASKETS, CYLINDER BASE, **BIG BORE 3-5/8** BIG TWIN 1966-1984
L-3-515	16778-84	pk-10	GASKETS, CYLINDER HEAD, **RIGHT** BIG TWIN 1984-1999, SPORTSTER 1986-2002
L-3-517	16779-84A	pk-10	GASKETS, CYLINDER HEAD, **LEFT** BIG TWIN 1984-1999, SPORTSTER 1986-2002
47-0145	16787-99	pair	HEAD GASKETS, **FIRE RING** (1/16" THICK) **1550 C/C** BIG TWIN 1999-PRESENT
47-0147	16787-99	pair	HEAD GASKETS, **BLUE TEFLON** (.043 THICK) **1550 C/C** BIG TWIN 1999-PRES.
48-0300	* 17026-40	set	GASKET SET, MOTOR (COMPLETE) 45", **W/TEFLON HEAD GASKET** FORTY-FIVE 1940-1973 **JAMES GASKETS**
48-0305	* 17026-40	set	GASKET SET, MOTOR (COMPLETE) 45", **W/COPPER HEAD GASKET** FORTY-FIVE 1940-1973 **JAMES GASKETS**
L-3-207	17027-36	set	GASKET SET, MOTOR (COMPLETE) 74 & 80", **W/TEFLON HEAD GASKET** BIG TWIN 1936-1948 **ATHENA GASKETS**
L-3-208	17027-36	set	GASKET SET, MOTOR (COMPLETE) 74 & 80", **W/COPPER HEAD GASKET** BIG TWIN 1936-1948 **ATHENA GASKETS**
L-3-210	17026-52	set	GASKET SET, MOTOR (COMPLETE) 45" K-MODEL, **WITHOUT HEAD GASKET** SPORTSTER 1952-1956 **ATHENA GASKETS**
48-0310	* 17026-71A	set	GASKET SET, MOTOR (COMPLETE) 900 C/C, **W/TEFLON HEAD GASKET** SPORTSTER 1957-1971 **JAMES GASKETS**
48-0312	* 17026-71A	set	GASKET SET, MOTOR (COMPLETE) 900 C/C, **W/COPPER HEAD GASKET** SPORTSTER 1957-1971 **JAMES GASKETS**

****CONTINUED NEXT PAGE****

****EASTERN MOTORCYCLE PARTS****

****GASKETS****

****BIG TWIN/SPORTSTER/FORTY-FIVE****

****MASTER LIST****

<u>EASTERN NUMBER</u>		<u>REPLACES OEM</u>		<u>DESCRIPTION</u>
48-0328	*	17026-83	set	GASKET SET, MOTOR (COMPLETE) XR-1000 C/C, **WITHOUT HEAD GASKET** SPORTSTER 1983-1984 **JAMES GASKETS**
48-0316	*	17026-72	set	GASKET SET, MOTOR (COMPLETE) 1000 C/C, **W/COPPER HEAD GASKET** SPORTSTER 1972-E/1973 **JAMES GASKETS**
48-0318	*	17026-72	set	GASKET SET, MOTOR (COMPLETE) 1000 C/C, **W/TEFLON HEAD GASKET** SPORTSTER 1972-E/1973 **JAMES GASKETS**
48-0320	*	17026-73	set	GASKET SET, MOTOR (COMPLETE) 1000 C/C, **W/TEFLON HEAD GASKET** SPORTSTER L/1973-1985 **JAMES GASKETS**
48-0322	*	17026-73	set	GASKET SET, MOTOR (COMPLETE) 1000 C/C, **W/COPPER HEAD GASKET** SPORTSTER 1973-1985 **JAMES GASKETS**
L-3-285		17026-75R	set	GASKET SET, MOTOR (COMPLETE) XR-750, **WITHOUT HEAD GASKET** SPORTSTER 1972-1978 **EASTERNS**
L-3-225		17026-79	set	GASKET SET, MOTOR (COMPLETE) 1000 C/C, **W/TEFLON HEAD GASKET** SPORTSTER 1977-1981
L-3-226		17026-79	set	GASKET SET, MOTOR (COMPLETE) 1000 C/C, **W/COPPER HEAD GASKET** SPORTSTER 1977-1981
L-3-230		17026-82	set	GASKET SET, MOTOR (COMPLETE) 1000C/C, **W/TEFLON HEAD GASKET** SPORTSTER 1982-1985
L-3-228		17026-86	set	GASKET SET, MOTOR (COMPLETE) 883 C/C, **W/FIRE RING HEAD GASKET** SPORTSTER 1986-1990
L-3-232		17026-86A	set	GASKET SET, MOTOR (COMPLETE) 1100 C/C, **W/FIRE RING HEAD GASKET** SPORTSTER 1986-1987
L-3-233		17026-88	set	GASKET SET, MOTOR (COMPLETE) 1200 C/C EVO, **W/FIRE RING HEAD GASKET** SPORTSTER 1988-1990
54-8010	*	17026-88	set	GASKET SET, MOTOR (COMPLETE) 1200 C/C EVO, **W/TEFLON HEAD GASKET** SPORTSTER 1988-1990 **ATHENA**
54-8020	*		set	GASKET SET, MOTOR (COMPLETE) 1200 C/C EVO, **W/TEFLON HEAD GASKET** SPORTSTER 1991-2003 **ATHENA**
54-8000	*	17026-91	set	GASKET SET, MOTOR (COMPLETE) 883 C/C EVO, **W/TEFLON HEAD GASKET** SPORTSTER 1991-2003 **ATHENA**
L-3-379	*	17027-04	set	GASKET SET, (TOP END) 883 C/C **W/FIRE RING HEAD GASKET** SPORTSTER 2004-PRESENT
L-3-234		17028-36	set	GASKET SET, MOTOR (COMPLETE) 61&74" KNUCKLE **W/FIRE RING HEAD GASKET** BIG TWIN 1936-1947 **ATHENA GASKETS**
L-3-235		17028-36	set	GASKET SET, MOTOR (COMPLETE) 61&74" KNUCKLE **W/TEFLON HEAD GASKET** BIG TWIN 1936-1947 **ATHENA GASKETS**
L-3-236		17028-36	set	GASKET SET, MOTOR (COMPLETE) 61&74" KNUCKLE **W/COPPER HEAD GASKET** BIG TWIN 1936-1947 **ATHENA GASKETS**

****CONTINUED NEXT PAGE****

****EASTERN MOTORCYCLE PARTS****

****GASKETS****

****BIG TWIN/SPORTSTER/FORTY-FIVE****

****MASTER LIST****

EASTERN NUMBER		REPLACES OEM	DESCRIPTION
48-0350	*	17028-48 set	GASKET SET, MOTOR (COMPLETE) 1200 C/C, **W/TEFLON HEAD GASKET** BIG TWIN 1948-1965 **JAMES GASKETS**
48-0352	*	17028-48 set	GASKET SET, MOTOR (COMPLETE) 1200 C/C, **W/COPPER HEAD GASKET** BIG TWIN 1948-1965 **JAMES GASKETS**
48-0354	*	17028-48 set	GASKET SET, MOTOR (COMPLETE) 1200 C/C, **W/FIRE RING HEAD GASKET** BIG TWIN 1948-1965 **JAMES GASKETS**
L-3-243		17029-66A set	GASKET SET, MOTOR (COMPLETE) 1200 C/C, **W/TEFLON HEAD GASKET** BIG TWIN 1966-1969
L-3-245		17029-66A set	GASKET SET, MOTOR (COMPLETE) 1200 C/C, **W/GRAPHITE HEAD GASKET** BIG TWIN 1966-1969
L-3-246		17029-66A set	GASKET SET, MOTOR (COMPLETE) 1200 C/C, **W/COPPER HEAD GASKET** BIG TWIN 1966-1969
48-0370	*	17029-70F set	GASKET SET, MOTOR (COMPLETE) W/4-SPEED **W/FIRE RING HEAD GASKET** BIG TWIN 1966-1984 **JAMES GASKETS**
48-0372	*	17029-70T set	GASKET SET, MOTOR (COMPLETE) W/4-SPEED **W/TEFLON HEAD GASKET** BIG TWIN 1966-1984 **JAMES GASKETS**
48-0374	*	17029-70C set	GASKET SET, MOTOR (COMPLETE) W/4-SPEED **W/COPPER HEAD GASKET** BIG TWIN 1966-1984 **JAMES GASKETS**
L-3-250		17029-80 set	GASKET SET, MOTOR (COMPLETE) W/5-SPEED **W/FIRE RING HEAD GASKET** BIG TWIN 1980-1984
L-3-252		17029-80 set	GASKET SET, MOTOR (COMPLETE) W/5-SPEED **W/TEFLON HEAD GASKET** BIG TWIN 1980-1984 **EASTERNS**
L-3-254		17029-80 set	GASKET SET, MOTOR (COMPLETE) W/5-SPEED **W/COPPER HEAD GASKET** BIG TWIN 1980-1984 **EASTERNS**
L-3-340		17030-57 set	GASKET SET, (TOP END) **W/GRAPHITE HEAD GASKET** SPORTSTER 1957-1971
L-3-341		17030-57 set	GASKET SET, (TOP END) **W/TEFLON HEAD GASKET** SPORTSTER 1957-1971
L-3-342		17030-57 set	GASKET SET, (TOP END) **W/COPPER HEAD GASKET** SPORT. 1957-1971 *ATHENA*
L-3-345		17030-72 set	GASKET SET, (TOP END) **W/GRAPHITE HEAD GASKET** SP. 1972-1973 *EASTERNS*
L-3-346		17030-72 set	GASKET SET, (TOP END) **W/TEFLON HEAD GASKET** SP. 1972-1973 *EASTERNS*
L-3-347		17030-72 set	GASKET SET, (TOP END) **W/COPPER HEAD GASKET** SP. 1972-1973 *EASTERNS*
L-3-350		17030-73 set	GASKET SET, (TOP END) **W/GRAPHITE HEAD GASKET** SPORT. 1973-1978 *JAMES*
L-3-351		17030-73 set	GASKET SET, (TOP END) **W/TEFLON HEAD GASKET** SPORT 1973-1978 *EASTERNS*
L-3-352		17030-73 set	GASKET SET, (TOP END) **W/COPPER HEAD GASKET** (.021 THICK) SPORT. 1973-1978
L-3-353		17030-73 set	GASKET SET, (TOP END) **W/COPPER HEAD GASKET** (.045 THICK) SPORT. 1973-1978
L-3-365		17030-86 set	GASKET SET, (TOP END) **W/FIRE RING HEAD GASKET** SPORTSTER 1986-1990
L-3-372		17030-88 set	GASKET SET, (TOP END) **W/FIRE RING HEAD** SPORTSTER 1988-1990
L-3-378	*	17030-88 set	GASKET SET, (TOP END) **W/FIRE RING HEAD** SPORTSTER 1988-1990 *ATHENA*
L-3-302		17031-40 set	GASKET SET, (TOP END) **W/TEFLON HEAD GASKET** FORTY-FIVE 1940-1973
L-3-304		17031-40 set	GASKET SET, (TOP END) **W/COPPER HEAD GASKET** FORTY-FIVE 1940-1973
L-3-355		17032-79 set	GASKET SET, (TOP END) **W/GRAPHITE HEAD GASKET** SP. 1979-1981 *EASTERN*
L-3-356		17032-79 set	GASKET SET, (TOP END) **W/TEFLON HEAD GASKET** SP. 1979-1981 *EASTERN*
L-3-357		17032-79 set	GASKET SET, (TOP END) **W/COPPER HEAD GASKET** SP. 1979-1981 *EASTERN*
L-3-360		17032-82 set	GASKET SET, (TOP END) **W/GRAPHITE HEAD GASKET** SPORT 1982-1985 *EASTERN*
L-3-361		17032-82 set	GASKET SET, (TOP END) **W/TEFLON HEAD GASKET** SPORT 1982-1985 *EASTERNS*
L-3-362		17032-82 set	GASKET SET, (TOP END) **W/COPPER HEAD GASKET** SPORT 1982-1985 *EASTERNS*
L-3-365		17030-86 set	GASKET SET, (TOP END) **W/FIRE RING HEAD GASKET** SPORTSTER 1986-1990
54-8200	*	17030-86 set	GASKET SET, (TOP END) **W/TEFLON HEAD GASKET** SPORT. 1986-1990 *ATHENA*
L-3-370		17032-86 set	GASKET SET, (TOP END) **W/FIRE RING HEAD GASKET** SPORT. 1986-1988
L-3-371		17032-86A set	GASKET SET, (TOP END) **W/TEFLON HEAD GASKET** SPORTSTER 1986-1988
54-8220	*	17032-86B set	GASKET SET, (TOP END) **W/TEFLON HEAD GASKET** SPORT. 1991-2003 *ATHENA*

****CONTINUED NEXT PAGE****

5120 HILDA ROAD* BLACKVILLE, S.C. 29817* 803-284-3304

Pg 424

****EASTERN MOTORCYCLE PARTS****

****GASKETS****

****BIG TWIN/SPORTSTER/FORTY-FIVE****

****MASTER LIST****

<u>EASTERN NUMBER</u>	<u>REPLACES OEM</u>	<u>DESCRIPTION</u>
L-3-380	* 17032-91 set	GASKET SET, (TOP END) **W/FIRE RING HEAD GASKET** SPORT. 1991-2003 *ATHENA*
L-3-308	17033-36 set	GASKET SET, (TOP END) **W/TEFLON HEAD GASKET** BIG TWIN 1936-1948 *ATHENA*
L-3-309	17033-36 set	GASKET SET, (TOP END) **W/COPPER HEAD GASKET** BIG TWIN 1936-1948 *EASTERN*
48-0436	* 17033-83A set	GASKET SET, (TOP END) **W/TEFLON HEAD GASKET** BIG TWIN 1984-1991 **JAMES**
48-0438	* 17033-83A set	GASKET SET, (TOP END) **W/FIRE RING HEAD GASKET** BIG TWIN 1984-1991 **JAMES**
L-3-325	17033-83A set	GASKET SET, (TOP END) **W/GRAPHITE HEAD GASKET** BIG TWIN 1984-1991 EASTERN
L-3-326	17033-83A set	GASKET SET, (TOP END) **W/TEFLON HEAD GASKET** BIG TWIN 1984-1991 *EASTERN*
L-3-327	17033-83A set	GASKET SET, (TOP END) **W/FIRE RING HEAD GASKET** BIG TWIN 1984-1991 EASTERN
L-3-310	17034-38 set	GASKET SET, (TOP END) **W/TEFLON HEAD GASKET** BIG TWIN 1936-1947 *ATHENA*
L-3-311	17034-38 set	GASKET SET, (TOP END) **W/COPPER HEAD GASKET** BIG TWIN 1936-1947 *EASTERN*
L-3-312	17034-38 set	GASKET SET, (TOP END) **W/FIRE-RING HEAD GASKET** BIG TWIN 1936-1947 EASTERN
L-3-313	17034-48A set	GASKET SET, (TOP END) **W/COPPER HEAD GASKET** BIG TWIN 1948-1965 *EASTERN*
L-3-314	17034-48A set	GASKET SET, (TOP END) **W/FIRE RING HEAD GASKET** BIG TWIN 1948-1965 EASTERN
L-3-315	17034-48A set	GASKET SET, (TOP END) **W/TEFLON HEAD GASKET** BIG TWIN 1948-1965 *EASTERN*
48-0428	* 17034-66 set	GASKET SET, (TOP END) **W/TEFLON HEAD GASKET** BIG TWIN 1966-1978 *JAMES*
48-0430	* 17034-66 set	GASKET SET, (TOP END) **W/FIRE RING HEAD GASKET** BIG TWIN 1966-1978 *JAMES*
48-0432	* 17034-66 set	GASKET SET, (TOP END) **W/COPPER HEAD GASKET** BIG TWIN 1966-1978 *JAMES*
L-3-318	17034-66 set	GASKET SET, (TOP END) **W/FIRE RING HEAD GASKET** BIG TWIN 1966-1978 EASTERN
L-3-319	17034-66 set	GASKET SET, (TOP END) **W/TEFLON HEAD GASKET** BIG TWIN 1966-1978 *EASTERN*
L-3-320	17034-66 set	GASKET SET, (TOP END) **W/COPPER HEAD GASKET** BIG TWIN 1966-1978 *EASTERN*
L-3-316	17034-78 set	GASKET SET, (TOP END) **W/TEFLON HEAD GASKET** BIG TWIN 1978-1984 *EASTERN*
L-3-317	17034-78 set	GASKET SET, (TOP END) **W/FIRE RING HEAD GASKET** BIG TWIN 1978-1984 EASTERN
L-3-322	17034-78 set	GASKET SET, (TOP END) **W/COPPER HEAD GASKET** BIG TWIN 1978-1984 *EASTERN*
L-3-260	17035-83A set	GASKET SET, MOTOR, **W/FIRE RING HEAD GASKET** BIG TWIN 1984-1986
L-3-267	17035-84 set	GASKET SET, MOTOR, **W/FIRE RING HEAD GASKET** BIG TWIN 1984-1991 *ATHENA*
L-3-339	17036-91 kit-6	GASKET SET, TOP ROCKER COVERS, **RUBBER** SPORTSTER 1991-PRESENT
L-3-336	17038-90 kit-6	GASKET SET, TOP ROCKER COVERS, **RUBBER** BIG TWIN 1984-1991
L-3-338	17039-90 kit-6	GASKET SET, TOP ROCKER COVERS, **CORK** SPORTSTER 1986-1990
48-0440	* 17040-92 set	GASKET SET, (TOP END) **W/TEFLON HEAD GASKET** BIG TWIN 1992-1999 *JAMES*
48-0442	* 17040-92 set	GASKET SET, (TOP END) **W/FIRE-RING HEAD GASKET** BIG TWIN 1992-1999 *JAMES*
48-0390	* 17041-92A set	GASKET SET, MOTOR (COMP.) **W/TEFLON HEAD GASKET** BIG TWIN 1992-99 *JAMES*
48-0392	* 17041-92A set	GASKET SET, MOTOR (COMP.) **W/FIRE-RING HEAD GASKET** BIG TWIN 1992-99 *JAMES*
L-3-337	17042-92 kit-6	GASKET SET, TOP ROCKER COVERS, **RUBBER** BIG TWIN 1992-1999
L-3-525	17353-86 pk-5	GASKETS, LOWER ROCKER COVERS, **CORK** SPORTSTER 1986-1990
47-1015	17353-89 pk-5	GASKETS, LOWER ROCKER COVERS, **RUBBER** SPORTSTER 1991-PRESENT
L-3-527	17354-86 pk-5	GASKETS, UPPER ROCKER COVERS, **CORK** SPORTSTER 1986-1990
47-1020	17354-89 pk-5	GASKETS, UPPER ROCKER COVERS, **RUBBER** SPORTSTER 1991-PRESENT
L-3-530	17355-84 pk-5	GASKETS, LOWER ROCKER COVERS, **CORK** BIG TWIN 1984-1991
47-1025	17355-84 pk-5	GASKETS, LOWER ROCKER COVERS, **RUBBER** BIG TWIN 1984-1991
47-1040	17355-92 pk-5	GASKETS, LOWER ROCKER COVERS **RUBBER** BIG TWIN 1992-1999
L-3-532	17356-84 pk-5	GASKETS, UPPER ROCKER COVERS, **CORK** BIG TWIN 1984-1991
47-1030	17356-84 pk-5	GASKETS, UPPER ROCKER COVERS, **RUBBER** BIG TWIN 1984-1991
L-3-535	17358-84 pk-10	GASKETS, INNER ROCKER COVERS, **CORK** BIG TWIN 1984-1991, SPORT. 1986-2006
47-1035	17358-84 pk-10	GASKETS, INNER ROCKER COVERS, **RUBBER** BIG TWIN 1984-1991, SPORT. 1986-P.
L-3-947	17507-48 pk-10	FELT PAD, ROCKER ARM COVER, BIG TWIN 1948-1965
L-3-711	17535-38 pk-10	GASKETS, ROCKER COVER (FRONT INTAKE & REAR EXHAUST) BIG TWIN 1938-1947
L-3-941	17536-70 pk-10	GASKETS, ROCKER COVERS, **1/32 THICK** SPORTSTER 1957-1985
L-3-713	17537-38 pk-10	GASKETS, ROCKER COVERS (REAR INTAKE) BIG TWIN 1938-1947
L-3-715	17539-38 pk-10	GASKETS, ROCKER COVERS (FRONT EXHAUST) BIG TWIN 1938-1947
L-3-940	17540-69A pk-10	GASKETS, ROCKER COVERS, **0.015 THICK** BIG TWIN 1966-1984

****EASTERN MOTORCYCLE PARTS****

****GASKETS****

****BIG TWIN/SPORTSTER/FORTY-FIVE****

****MASTER LIST****

<u>EASTERN NUMBER</u>	<u>REPLACES OEM</u>	<u>DESCRIPTION</u>
L-3-944	17541-48	pk-10 GASKETS, ROCKER COVERS, **THICK** BIG TWIN 1948-1965
L-3-945	17541-48B	pk-10 GASKETS, ROCKER COVERS, **THIN** BIG TWIN 1948-1965
L-3-717		set-4 GASKETS, ROCKER COVERS, BIG TWIN 1938-1947, INCL: 17535-38, 17537-38, 17539-38
47-0239	17591-99	pk-10 GASKETS, BREATHER COVER, **2-CAM** BIG TWIN 1999-PRESENT
47-0243	17591-99	pk-10 GASKETS, BREATHER BAFFLE, **2-CAM** BIG TWIN 1999-2006
L-3-805	17955-36	pk-25 PUSH ROD CORKS, **UPPER** BIG TWIN 1936-1979, SPORTSTER 1957-1979
L-3-806	17955-48	pk-25 PUSH ROD CORKS, **LOWER** BIG TWIN 1948-1979
L-3-560	18196-51	pk-20 GASKETS, VALVE GUIDE, **BOTTOM** BIG TWIN 1948-1978, SPORTSTER 1952-1956
L-3-562	18198-38	pk-20 GASKETS, VALVE GUIDE, **BOTTOM** FORTY-FIVE 1938-1973, SIDE VALVE 1936-1948
L-3-569	18245-39	pk-10 GASKETS, UPPER CORK SEAL, BIG TWIN 1937-1948
L-3-573	18257-39	pk-10 GASKETS, MIDDLE CORK SEAL, BIG TWIN 1937-1948
L-3-577	18259-39	pk-10 GASKETS, LOWER CORK SEAL, BIG TWIN 1937-1948
L-3-1103	18259-52	pk-10 GASKETS, VALVE SPRING COVER **LOWER** SPORTSTER 1952-1956
L-3-1106	18260-29	pk-10 GASKETS, VALVE COVER (RUBBER) FORTY-FIVE 1936-1973
L-3-1110	18261-30	pk-10 GASKETS, VALVE COVER **RUBBER** BIG TWIN 1937-1948
L-3-565	18265-37	pk-10 GASKETS, VALVE GUIDE, **BOTTOM** BIG TWIN 1937-1947
L-3-1006	18630-26	pk-10 GASKETS, VALVE SPRING COVER, FORTY-FIVE 1929-1973, SIDE VALVE 1936-1948
L-3-948	18631-30	pk-10 GASKETS, TAPPET GUIDES, (FRONT & REAR) FORTY-FIVE 1937-1973, SIDE-VALVE '36-'48
L-3-948B	18631-52	pk-10 GASKETS, TAPPET GUIDES, (FRONT & REAR) SPORTSTER 1952-1956
L-3-949	18632-36	pk-10 GASKETS, TAPPET GUIDES, (FRONT & REAR) BIG TWIN 1936-1947
L-3-951	18633-48A	pk-10 GASKETS, TAPPET GUIDES, (REAR) BIG TWIN 1948-1999
L-3-950	18634-48B	pk-10 GASKETS, TAPPET GUIDES, (FRONT) BIG TWIN 1948-1999
47-0281	18635-99	pk-10 GASKETS, LIFTER COVER (TAPPETS) **2-CAM** BIG TWIN 1999-PRESENT
47-0571	24821-74R	pk-10 GASKETS, OIL SUMP PLATE **XR-750** SPORTSTER 1972-1995
L-3-723	24921-37	pk-10 GASKETS, CRANKCASE RELIEF PIPE, FORTY-FIVE 1937-1973, SIDE VALVE 1937-1948
L-3-827	24978-57	pk-10 GASKETS, OIL STRAINER TO CRANKCASE, SPORTSTER 1952-1976
L-3-835	25224-52A	pk-10 GASKETS, CAM GEAR COVER, SPORTSTER 1952-1981
L-3-837	25225-36C	pk-10 GASKETS, CAM GEAR COVER, BIG TWIN 1936-1969
L-3-839	25225-70B	pk-10 GASKETS, CAM GEAR COVER, BIG TWIN 1970-1992
54-7005	25225-70B	pk-5 GASKETS, CAM GEAR COVER, **COMETIC** BIG TWIN 1970-1992
L-3-839B	25225-93	pk-10 GASKETS, CAM GEAR COVER, BIG TWIN 1993-1998
L-3-703	25226-37	pk-10 GASKETS, CAM GEAR COVER, FORTY-FIVE 1937-1973
48-0201	* 25227-37	pk-10 GASKETS, CAM GEAR COVER, **JAMES** BIG TWIN 1937-1948
L-3-705	25227-37	pk-10 GASKETS, CAM GEAR COVER, BIG TWIN 1937-1948
47-0383	25244-99	pk-10 GASKETS, CAM GEAR COVER, **2-CAM** BIG TWIN 1999-PRESENT
54-7011	25244-99	pk-5 GASKETS, CAM GEAR COVER, (WITH SILICONE BEAD) BIG TWIN 1999-PRESENT
L-3-836	25263-81	pk-10 GASKETS, CAM GEAR COVER, SPORTSTER 1982-1985
L-3-836A	25263-86	pk-10 GASKETS, CAM GEAR COVER, SPORTSTER 1986-1990
54-7025	25263-86	pk-5 GASKETS, CAM COVER, (WITH SILICONE BEAD) SPORTSTER 1986-1990
L-3-836B	25263-90	pk-10 GASKETS, CAM GEAR COVER, SPORTSTER 1991-PRESENT
47-2200	25416-70A	pk-5 GASKETS, DERBY COVER, **FOAMET MATERIAL** BIG TWIN 1970-1984
47-2205	25416-99B	pk-5 GASKETS, DERBY COVER, **FOAMET MATERIAL** BIG TWIN 1999-2006
L-3-1035	26072-90	pk-10 GASKETS, OIL PAN, **5-SPEED DYNA** BIG TWIN 1991-1998
47-0665	26072-99	pk-5 GASKETS, OIL PAN, **5-SPEED DYNA** (WITHOUT SILICONE) BIG TWIN 1991-PRESENT
L-3-1039	26077-93	pk-10 GASKETS, OIL PAN, **5-SPEED FLT** (WITH SILICONE BEAD) BIG TWIN 1993-1998
47-0677	* 26077-99	pk-5 GASKETS, OIL PAN, **5-SPEED FLT** (WITH SILICONE BEAD) BIG TWIN 1999-2005
L-3-926	26244-37	pk-10 GASKETS, OIL PUMP FEED SIDE, FORTY-FIVE 1937-1973, SIDE VALVE 1937-1948
L-3-929	26245-41	pk-10 GASKETS, OIL PUMP TO CRANKCASE, **PAPER** BIG TWIN 1941-1967
L-3-927	26246-37	pk-10 GASKETS, OIL PUMP SCAVENGER SIDE, FORTY-FIVE 1937-1973, SIDE VALVE 1937-1948
L-3-931	26246-68A	pk-10 GASKETS, OIL PUMP BODY TO CRANKCASE, **MYLAR** BIG TWIN 1968-1980

****EASTERN MOTORCYCLE PARTS****

****GASKETS****

****BIG TWIN/SPORTSTER/FORTY-FIVE****

****MASTER LIST****

<u>EASTERN NUMBER</u>	<u>REPLACES OEM</u>	<u>DESCRIPTION</u>
L-3-922	25255-41 pk-10	GASKETS, OIL PUMP, OUTER COVER, **PAPER** BIG TWIN 1941-E/1950
L-3-935	26256-52 pk-10	GASKETS, OIL PUMP TO CRANKCASE, **PAPER** SPORTSTER 1952-1976
L-3-930	26257-41 pk-10	GASKETS, OIL PUMP, OUTER COVER, **PAPER** BIG TWIN 1936-E/1950
L-3-928	26257-50A pk-10	GASKETS, OIL PUMP OUTER COVER, **PAPER** BIG TWIN 1950-1967
L-3-936	26258-52 pk-10	GASKETS, OIL PUMP OUTER COVER, **PAPER** SPORT. 1952-E/1962 & 1972-1976
L-3-936A	26258-62 pk-10	GASKETS, OIL PUMP OUTER COVER, **PAPER** SPORTSTER L/1962-1971
L-3-932	26258-66B pk-10	GASKETS, OIL PUMP OUTER COVER, **MYLAR** BIG TWIN 1968-1980
L-3-937	26259-52 pk-10	GASKETS, OIL PUMP INNER COVER, **PAPER** SPORTSTER 1952-E/1962
L-3-937A	26259-62 pk-10	GASKETS, OIL PUMP INNER COVER, **PAPER** SPORTSTER L/1962-1971
L-3-923	26273-80B pk-10	GASKETS, OIL PUMP BODY TO CRANKCASE, **PAPER** BIG TWIN 1980-1991
L-3-923B	26273-92 pk-10	GASKETS, OIL PUMP BODY TO CRANKCASE, **PAPER** BIG TWIN 1992-PRESENT
L-3-924	26276-80A pk-10	GASKETS, OIL PUMP OUTER COVER, **PAPER** BIG TWIN 1980-1991
L-3-924B	26276-92 pk-10	GASKETS, OIL PUMP OUTER COVER, **PAPER** BIG TWIN 1992-PRESENT
L-3-925	26495-75 pk-10	GASKETS, OIL PUMP TO CRANKCASE, SPORTSTER 1977-1990
L-3-918	26495-89 pk-10	GASKETS, OIL PUMP TO CRANKCASE, SPORTSTER 1991-PRESENT
L-3-811	27015-72R pk-10	GASKETS, MANIFOLD **XR-750** SPORTSTER 1972-1988
L-3-812	27023-71 pk-10	GASKETS, CARBURETOR TO MANIFOLD **BENDIX** BIG TWIN 1971-1976, SP. 1972-'85
L-3-814	27077-78 pk-10	GASKETS, CARBURETOR TO MANIFOLD, BIG TWIN 1976-1987, SPORT. 1976-1989
L-3-761	27391-36 pk-10	GASKETS, FLOAT BOWL, **LINKERT** BIG TWIN 1936-1965
47-0447	27410-39 pk-10	GASKETS, CARBURETOR INSULATOR, BIG TWIN 1936-1948, FORTY-FIVE 1940-1973
47-0457	27410-57 pk-10	GASKETS, CARBURETOR TO MANIFOLD, BIG TWIN 1957-1965, SPORT.1957-1965
L-3-810	27411-40 pk-10	GASKETS, CARBURETOR TO MANIFOLD, BIG TWIN 1940-1965
47-0477	27414-61 pk-10	GASKETS, CARBURETOR TO MANIFOLD, FORTY-FIVE 1961-1973
L-3-771	27646-71 pk-10	GASKETS, FLOAT BOWL, **BENDIX** BIG TWIN 1971-1975, SPORTSTER 1972-1976
L-3-955	29058-77 pk-10	GASKETS, CARBURETOR TO AIR CLEANER, BIG TWIN 1977-PRES., SPORT. 1977-1987
L-3-813	29242-83 pk-10	GASKETS, MANIFOLD TO ENGINE, BIG TWIN 1984-1990, SPORTSTER 1986-PRESENT
47-0581	29550-55 pk-10	GASKETS, MAGNETO CAP, SPORTSTER 1958-1969
47-0550	29600-56R pk-10	GASKETS, MAGNETO To ADAPTER **XR-750** SPORTSTER 1956-1978
47-0563	29602-56R pk-10	GASKETS, MAGNETO ADAPTER **XR-750** SPORTSTER 1956-1978
L-3-818	30138-30 pk-10	GASKETS, DRIVE END COVER, **3-BRUSH** BIG TWIN 1932-1957, SPORT. 1954-1957
L-3-828	30143-30 pk-10	GASKETS, GENERATOR TO CASE, BIG TWIN 1932-1957, SPORTSTER 1954-1957
L-3-830	30143-58 pk-10	GASKETS, GENERATOR TO CASE, BIG TWIN 1958-1969, SPORTSTER 1958-1981
L-3-820	30228-32 pk-10	FIELD COIL TERMINAL INSULATOR, **3-BRUSH** BIG TWIN 1932-1957, SPORT 1954-'57
L-3-821	30373-51 pk-10	GASKETS, BRUSH HOLDER, **3-BRUSH** BIG TWIN 1932-1957, SPORT. 1954-1957
L-3-819	31015-30 pk-10	GASKETS, COMMUTATOR END, **3-BRUSH** BIG TWIN 1932-1957, SPORT 1954-1957
L-3-824	31097-58 pk-10	GASKETS, TERMINAL INSULATOR, **2-BRUSH** BIG TWIN 1958-1969, SPORT 1958-'80
L-3-825	31098-58 pk-10	GASKETS, TERMINAL INSULATOR, **2-BRUSH** BIG TWIN 1958-1969, SPORT 1958-'80
L-3-911	31320-80 pk-10	GASKETS, STARTER SHAFT HOUSING, BIG TWIN 1982-1984
L-3-912	31321-80 pk-10	GASKETS, STARTER MOTOR HOUSING, BIG TWIN 1982-1984
L-3-903	31461-70 pk-10	GASKETS, STARTER BLOCK OFF PLATE, **CORK** SPORTSTER 1970-E/1979
L-3-905	31471-67A pk-10	GASKETS, STARTER MOTOR HOUSING, **CORK** SPORTSTER 1967-1980
L-3-906	31488-77 pk-10	GASKETS, STARTER MOTOR HOUSING, SPORTSTER 1977-1980
L-3-907	31488-81 pk-10	GASKETS, STARTER MOTOR HOUSING, SPORTSTER 1981-PRESENT
L-3-752	32521-36 pk-10	GASKETS, CIRCUIT BREAKER BASE, BIG TWIN 1936-1964, SPORTSTER 1952-1969
L-3-753	32522-37 pk-10	GASKETS, TACHOMETER DRIVE, SPORTSTER 1972-1995
L-3-832	32591-70 pk-10	GASKETS, IGNITION TIMER COVER, BIG TWIN 1970-1979, SPORTSTER 1971-1979
L-3-834	32591-80 pk-10	GASKETS, IGNITION TIMER COVER, BIG TWIN 1980-1996, SPORTSTER 1980-1996
L-3-430	33030-41 set	GASKET SET, (COMPLETE) TRANS. FORTY-FIVE 1941-1973 **MADE IN U.S.A.**
L-3-431	33030-41 set	GASKET SET, (COMPLETE) TRANS. FORTY-FIVE 1941-1973 **IMPORTED**
M-4-847A	33031-36 set	GASKET SET, (COMPLETE) TRANS. **4-SPEED** , BIG TWIN 1936-1964
L-3-435	33031-65A set	GASKET SET, (COMPLETE) TRANS. **4-SPEED** , BIG TWIN 1965-1969

****EASTERN MOTORCYCLE PARTS****

****GASKETS****

****BIG TWIN/SPORTSTER/FORTY-FIVE****

****MASTER LIST****

<u>EASTERN NUMBER</u>	<u>REPLACES OEM</u>	<u>DESCRIPTION</u>
L-3-437	33031-70 set	GASKET SET, (COMPLETE) TRANSMISSION **4-SPEED**, BIG TWIN 1970-1979
L-3-440	33031-80 set	GASKET SET, (COMPLETE) TRANSMISSION **4-SPEED** BIG TWIN L/1979-1986
L-3-445	33031-82 set	GASKET SET, (COMPLETE) TRANSMISSION **5-SPEED**, BIG TWIN 1980-1984
L-3-450	33031-85 set	GASKET SET, (COMPLETE) TRANS. **4-5-SPEED**, BIG TWIN 1985-P. **ATHENA**
L-3-451	33031-85 set	GASKET SET, (COMPLETE) TRANSMISSION **5-SPEED**, BIG TWIN 1985-PRESENT
L-3-453	33031-91 set	GASKET SET, (COMPLETE) TRANSMISSION **5-SPEED**, BIG TWIN 1991-PRESENT
L-3-461	33031-99 set	GASKET SET, (COMPLETE) TRANSMISSION **5-SPEED** BIG TWIN 1999-P. **ATHENA**
L-3-466	33032-99 set	GASKET SET, (COMPLETE) TRANSMISSION **5-SPEED** BIG TWIN 1999-P. **ATHENA**
15-0220	set	GASKET KIT, (WITH BUSHINGS) TRANSMISSION **4-SPEED** BIG TWIN 1952-1976 KIT INCLUDES: 9084, 33031-36, 33288-37, 33438-50, 34435-52, 34498-52, 35094-65, 35322-38, 35789-36, 35791-36
L-3-920	33196-79 pk-10	GASKETS, SHAFT COVER, BIG TWIN 1976-1986
L-3-960	33295-36 pk-10	GASKETS, STARTER SIDE COVER, BIG TWIN 1936-1984
L-3-965	34552-52 pk-10	GASKETS, SHIFTER COVER TOP, BIG TWIN 1952-1979
L-3-966	34565-52 pk-10	GASKETS, ADAPTER PLATE, BIG TWIN 1952-1979
L-3-961	34824-36 pk-10	GASKETS, SHIFTER COVER, BIG TWIN 1936-E/1979
L-3-921	34824-79 pk-10	GASKETS, SHIFTER COVER, BIG TWIN L/1979-1985
L-3-973	34825-41 pk-10	GASKETS, GEAR BOX TOP COVER, FORTY-FIVE 1941-1973
L-3-975	34826-41 pk-10	GASKETS, SIDE COVER, FORTY-FIVE 1941-1973
L-3-890	34901-79 pk-5	GASKETS, OUTER PRIMARY COVER, (W/SILICONE BEAD) BIG TWIN 1980-'84 *JAMES*
L-3-891	34901-79B pk-5	GASKETS, OUTER PRIMARY COVER, (WITH SILICONE BEAD) BIG TWIN 1980-1984
L-3-892	34901-85 pk-5	GASKETS, OUTER PRIMARY COVER, (W/SILICONE BEAD) BIG TWIN 1985-'93 *JAMES*
L-3-893	34901-94 pk-5	GASKETS, OUTER PRIMARY COVER, (WITH SILICONE BEAD) BIG TWIN 1994-2006
L-3-894	34901-07A pk-5	GASKETS, OUTER PRIMARY COVER, **FOAMET MATERIAL** BIG TWIN 2007-PRES.
L-3-895	34902-79 pk-10	GASKETS, INNER CHAIN HOUSING, BIG TWIN 1984-1980
L-3-896	34903-79 pk-10	GASKETS, CHAIN HOUSING TO TRANSMISSION, BIG TWIN 1980-1984
L-3-885	34906-79 pk-10	GASKETS, INSPECTION COVER, BIG TWIN 1980-1984
L-3-877	34906-79A pk-5	GASKETS, INSPECTION COVER, (WITH SILICONE BEAD) BIG TWIN 1980-1984
L-3-878	34906-85 pk-10	GASKETS, INSPECTION COVER, BIG TWIN 1985-PRESENT
L-3-1023	34917-90 pk-10	GASKETS, TOP COVER, **5-SPEED DYNA** BIG TWIN 1991-PRESENT
L-3-860	34952-52 pk-10	GASKETS, PRIMARY COVER, (.030 THICK) **JAMES** SPORTSTER 1952-1969
L-3-861	34952-52A pk-10	GASKETS, PRIMARY COVER, (.030 THICK) **JAMES** SPORTSTER 1952-1969
L-3-862	34955-67 pk-10	GASKETS, PRIMARY COVER, SPORTSTER 1967-1976
L-3-864	34955-75 pk-10	GASKETS, PRIMARY COVER, SPORTSTER 1977-1990
L-3-865	34955-89 pk-10	GASKETS, PRIMARY COVER, SPORTSTER 1991-PRESENT
54-7100 *	34955-04 pk-5	GASKETS, PRIMARY COVER, (WITH SILICONE BEAD) SPORTSTER 2004-PRES.
L-3-868	35169-52 pk-10	GASKETS, MAINSHAFT OIL SEAL RETAINER, SPORTSTER 1952-1985
L-3-967	35231-36 pk-10	GASKETS, MAINSHAFT OIL SEAL, **CORK** BIG TWIN 1936-1977
L-3-742	35607-73 pk-10	GASKETS, SPEEDOMETER DRIVE PLATE HOLE, BIG TWIN 1973-1977
L-3-899	35652-79A pk-10	GASKETS, BEARING HOUSING, **5-SPEED** BIG TWIN 1980-1998
47-0654	35653-98 pk-10	GASKETS, BEARING HOUSING, (WITHOUT SILICONE BEAD) BIG TWIN 1999-2006
L-3-968	36025-36 pk-10	GASKETS, COUNTERSHAFT END COVER, BIG TWIN 1936-1964
L-3-897	36801-79 pk-10	GASKETS, RIGHT SIDE COVER, **5-SPEED** BIG TWIN 1980-1986
L-3-900	36801-87A pk-10	GASKETS, RIGHT SIDE COVER, **5-SPEED** BIG TWIN 1987-PRESENT
47-0707	36821-68 pk-10	GASKETS, KICK STARTER PLUG HOLE, BIG TWIN 1968-1980
L-3-866	37762-52 pk-10	GASKETS, CLUTCH COVER, SPORTSTER 1954-1970
L-3-980	43570-35 pk-10	CORK WASHER, (SMALL) FRONT & REAR WHEELS, **STAR HUB** BIG TWIN 1935-1966
L-3-981	43571-35 pk-10	CORK WASHER, (LARGE) FRONT & REAR WHEELS, **STAR HUB** BIG TWIN 1935-1966
L-3-982	43576-35 pk-10	GASKETS, STAR HUB WHEEL COVER, BIG TWIN 1935-1966
L-3-985	45850-48 pk-10	FELT WASHER, UPPER FORK LEG, BIG TWIN 1949-1977

****CONTINUED NEXT PAGE****

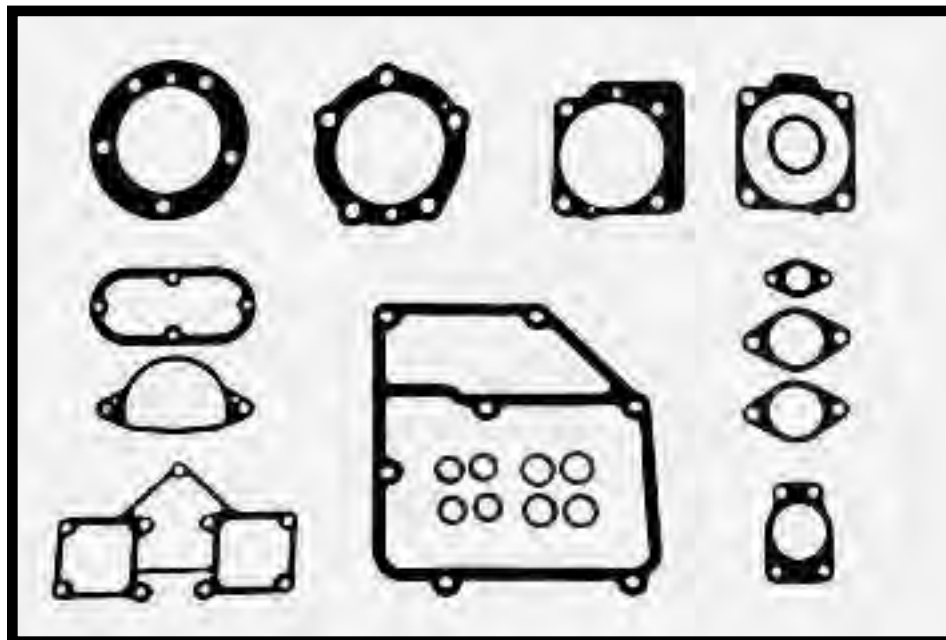
****EASTERN MOTORCYCLE PARTS****

****GASKETS****

****BIG TWIN/SPORTSTER/FORTY-FIVE****

****MASTER LIST****

<u>EASTERN NUMBER</u>	<u>REPLACES OEM</u>	<u>DESCRIPTION</u>
L-3-986	46111-48 pk-10	GASKETS, DAMPER TUBES, BIG TWIN 1949-1977
L-3-987	46125-48 pk-10	GASKETS, DAMPER BUSHING TUBE, BIG TWIN 1949-1977
L-3-875	60518-65 pk-10	GASKETS, STARTER HOLE COVER, BIG TWIN 1965-1969
L-3-869	60538-81 pk-10	GASKETS, OUTER PRIMARY COVER, **9-HOLE** BIG TWIN 1965-1984
L-3-873	60539-86 pk-5	GASKETS, OUTER PRIMARY COVER, (1/16 THICK) **W/OUT SILCON BEAD** B/T '87-'88
L-3-876	* 60539-89 pk-5	GASKETS, OUTER PRIMARY COVER, (1/16 THICK) **WITH SILCON BEAD** B/T 1989-'94
L-3-889	* 60539-94 pk-5	GASKETS, OUTER PRIMARY COVER, (1/16 THICK) **WITH SILCON BEAD** B/T 1994-'06
L-3-856	60540-36 pk-10	GASKETS, OUTER PRIMARY COVER, **CORK** BIG TWIN 1936-1964
L-3-872	60540-65A pk-10	GASKETS, OUTER PRIMARY COVER, (1/32 THICK) **8-HOLE** BIG TWIN 1965-1981
L-3-914	60559-80 pk-10	GASKETS, OIL DEFLECTOR PLATE, BIG TWIN 1980-1982
L-3-857	60565-36 pk-10	GASKETS, CLUTCH COVER, **CORK** BIG TWIN 1936-1964
L-3-858	60567-36 pk-10	GASKETS, INSPECTION COVER, **CORK** BIG TWIN 1936-1964, SPORTSTER 1958-'68
L-3-874	60567-65A pk-10	GASKETS, INSPECTION COVER, OUTER PRIMARY, BIG TWIN 1965-1984
54-7180	60567-65B pk-5	GASKETS, INSPECTION COVER, OUTER PRIMARY, **COMETIC** BIG TWIN 1965-1984
L-3-735	60629-55 pk-10	GASKETS, INNER PRIMARY COVER, BIG TWIN 1955-1964
L-3-916	60645-65 pk-10	GASKETS, SOLENOID MOUNTING, BIG TWIN L/1965-1982, SPORTSTER 1967-1980
L-3-1029	62423-90 pk-10	GASKETS, OIL SPOUT, **5-SPEED DYNA** BIG TWIN 1991-PRESENT
L-3-1031	62432-93 pk-10	GASKETS, OIL SPOUT, **5-SPEED FLT** BIG TWIN 1991-2006
M-4-843	65324-83A pk-10	GASKETS, EXHAUST PORT, BIG TWIN 1984-PRESENT, SPORTSTER 1985-PRESENT
M-4-841	65781-82 pk-10	GASKETS, EXHAUST CROSS OVER PIPE, BIG TWIN 1982-PRES., SPORT 1982-PRES.
M-4-846	65834-68 pk-10	GASKETS, EXHAUST PORT, BIG TWIN 1966-1984
M-4-845	65835-86T pk-10	GASKETS, EXHAUST PORT, **WITH COPPER FIRE RING** BIG TWIN 1966-1984
L-3-969	67141-36 pk-10	GASKETS, SPEEDOMETER DRIVE UNIT, BIG TWIN 1936-1964
L-3-970	67142-52 pk-10	GASKETS, VALVE ADJUSTING PLUG, SPORTSTER 1972-1995
L-6-029A	68122-55 pk-10	GASKETS, TAIL LIGHT LENS, BIG TWIN 1955-1972, SPORTSTER 1956-1972
48-0199	* 68123-73 pk-10	GASKETS, TAIL LIGHT LENS, **JAMES** BIG TWIN 1973-1999, SPORTSTER 1973-1998
L-3-1027	68123-73 pk-10	GASKETS, TAIL LIGHT LENS, BIG TWIN 1973-1999, SPORTSTER 1973-1994



****EASTERN MOTORCYCLE PARTS****

****GASKETS****

****BIG TWIN/SPORTSTER/FORTY-FIVE****

****MASTER LIST****

<u>EASTERN NUMBER</u>	<u>REPLACES OEM</u>	<u>DESCRIPTION</u>
TRANSMISSION GASKET KITS		
M-4-847A	kit	GASKET KIT **WITH SEALS** (4-SPEED) BIG TWIN 1936-1964 KIT INCLUDES: (1ea) 33295-36, 34552-52, 34565-52, 34824-36, 35230-39, 35231-36, 36025-36, 67141-36
M-4-849	kit	SEAL KIT, (SEAL, CORK & KEY) BIG TWIN 1936-1979 KIT INCLUDES: (1ea) 35175-38, 35230-39, 35231-36
M-4-850	kit	GASKET KIT **GASKETS ONLY** (5-SPEED) BIG TWIN 1980-1999 KIT INCLUDES: (10ea)
M-4-851	kit	GASKET KIT **WITH SEALS** (5-SPEED) BIG TWIN 1980-1984 KIT INCLUDES: (1ea) 11165, 12043, 12044, 34904-79, 35652-79, 36801-79
M-4-852	kit	GASKET KIT **WITH SEALS** (5-SPEED) BIG TWIN 1984-1999 KIT INCLUDES: (1ea) 12050, 12051, 34904-79, 35652-79, 36801-79
M-4-855	kit	GASKET KIT **WITH SEALS & O-RING** (4-SPEED) BIG TWIN 1980-1981 KIT INCLUDES: (1ea) 11115, 12022, 33196-79, 33295-36, 34824-79, 37741-67
M-4-857	kit	GASKET KIT **WITH SEALS & O-RING** (4-SPEED) BIG TWIN 1982-1984 KIT INCLUDES: (1ea) 11115, 12013A, 33196-79, 33295-36, 34824-79, 37741-82
M-4-862	kit	GASKET KIT **WITH SEALS & O-RING** (4-SPEED) BIG TWIN 1991-1999 KIT INCLUDES: (2) 11105, (1ea) 11131, 12050, 26072-90, 34917-90, 62423-90, 62672-90, 62673-90
15-0220	set	GASKET KIT, (WITH BUSHINGS) TRANSMISSION **4-SPEED** BIG TWIN 1952-1976 KIT INCLUDES: 9084, 33031-36, 33288-37, 33438-50, 34435-52, 34498-52, 35094-65, 35322-38, 35789-36, 35791-36
OIL PUMP GASKET KITS		
17-0126		REPAIR KIT, OIL PUMP W/BUSHINGS, SPORTSTER 1977-1982 KIT INCLUDES: (1ea) 12036, 26431-76, 26434-76A, 26489-75, 26495-75, 26497-75
17-0129		REPAIR KIT, OIL PUMP W/BUSHINGS, SPORTSTER 1983-PRESENT KIT INCLUDES: (1ea) 12036A, 26431-76, 26434-76A, 26489-75, 26495-75, 26497-75
17-0151		OIL PUMP KIT, WITH SHAFT / BUSHING / KEYS / RETAINING RINGS, BIG TWIN 1936-1967 KIT INCLUDES: (1) 26346-36, (1) 26340-36, (2) 26348-15, (2) 26348-36, (1) 24641-36
17-0153		OIL PUMP KIT, WITH SHAFT / BUSHING / KEYS / RETAINING RINGS, BIG TWIN 1968-1969 KIT INCLUDES: (1) 26346-68, (1) 26340-36, (2) 26348-15, (2) 26348-36, (1) 24641-36
17-0157		OIL PUMP KIT, WITH SHAFT / BUSHING / KEYS / RETAINING RING, BIG TWIN 1970-PRES KIT INCL: (1) 26346-70, (3) 26348-15, (1) 26348-36, (1) 11002, (1) 24641-36, (1) 26227-58
L-3-933	kit	GASKET & SEAL KIT, OIL PUMP, **MYLAR** BIG TWIN 1968-1980 KIT INCLUDES: 26227-58, 26246-68A, 26258-68B
L-3-934	kit	GASKET & SEAL KIT, OIL PUMP, **PAPER** BIG TWIN 1980-1991 KIT INCLUDES: 26227-58, 26273-80B, 26276-80A
L-3-938	kit	GASKET & SEAL KIT, OIL PUMP, SPORTSTER 1954-1976 KIT INCLUDES: 26227-58, 26256-52, 26258-52, 26259-52
L-3-939	kit	GASKET & SEAL KIT, OIL PUMP, SPORTSTER 1977-1982 KIT INCLUDES: 12036, 26495-75
L-3-939A	kit	GASKET & SEAL KIT, OIL PUMP, SPORTSTER 1983-PRESENT KIT INCLUDES: 12036A, 26495-75
UMBRELLA VALVES		
A-26856-89	26856-89	pk-10 UMBRELLA VALVE, ROCKER COVER, BIG TWIN 1993-1999, SPORTSTER 1991-P.
A-26858-99	26858-99	pk-10 UMBRELLA VALVE, ROCKER COVER, BAFFLE BREATHER, BIG TWIN 1999-2010

****CONTINUED NEXT PAGE****

****EASTERN MOTORCYCLE PARTS****

****GASKETS****

****BIG TWIN/SPORTSTER/FORTY-FIVE****

****MASTER LIST****

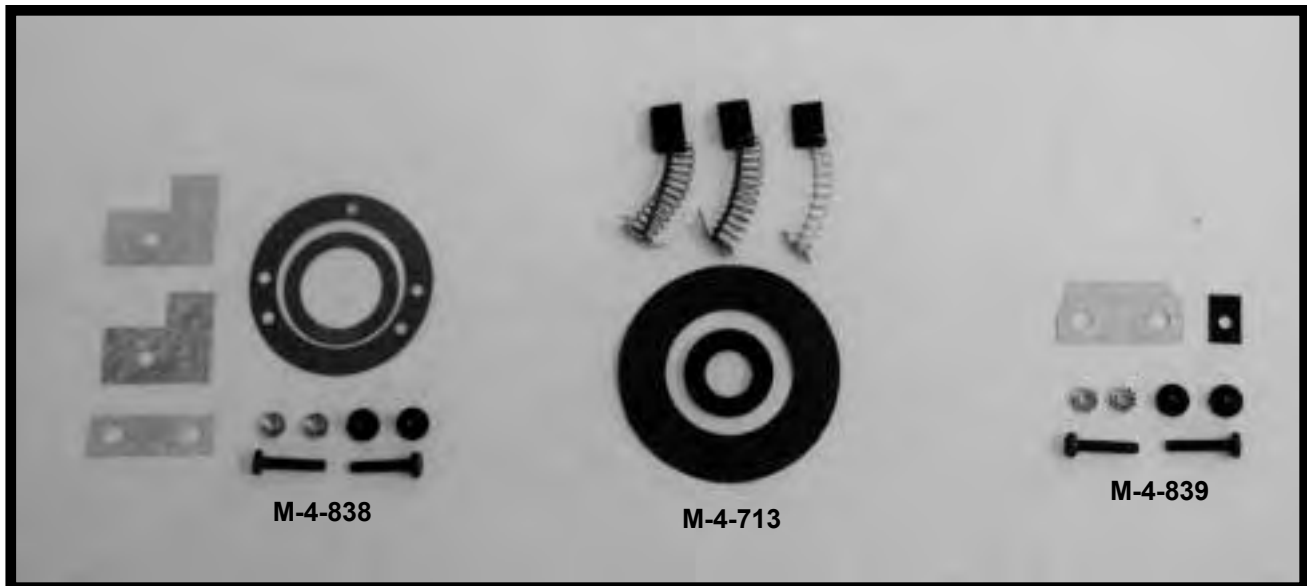
****GENERATOR GASKET KITS****

M-4-713	kit	GASKET & SEAL KIT, (6 VOLT, 32E) **3-BRUSH** BIG TWIN 1932-1957, SPORT. 1952-1957 KIT INCLUDES: (1ea) 30143-30, 30145-46A, 30425-32
M-4-715	kit	GASKET & SEAL KIT, (6 VOLT, 52E) **3-BRUSH** BIG TWIN 1952-1957, SPORT. 1952-1957 KIT INCLUDES: (1ea) 30143-30, 30145-46A, 30425-51
M-4-717	kit	GASKET & SEAL KIT, (6 VOLT, #61) **2-BRUSH** BIG TWIN 1958-1964, SPORT. 1958-1964 KIT INCLUDES: (1ea) 12002, 30143-58, 30145-46A, 30426-58
M-4-719	kit	GASKET & SEAL KIT, (12 VOLT, #65) **2-BRUSH** BIG TWIN 1965-1969, SP. 1965-1981 KIT INCLUDES: (1ea) 30143-58, 30145-46A, 30426-58
M-4-838	kit	GASKET KIT, GENERATOR (32,32E,52,52K) **3-BRUSH** B/T 1932-1957, SP. 1952-1957 KIT INCLUDES: (2) 2690W, (2) 6186,30463-32, (2) 7220, (1) 30138-30, (1) 31015-30, (2) 30228-32, (1) 30373-51
M-4-839	kit	GASKET KIT, GENERATOR (58,61,65,65A) **2-BRUSH** B/T 1958-1969, SP. 1958-1981 KIT INCLUDES: (2) 2690W, (2) 6186,30463-32, (2) 7220, (1) 31097-58, (1) 31098-58

****PRIMARY COVER GASKET KITS****

L-3-855	kit	PRIMARY COVER, **CORK** BIG TWIN 1936-1964 (1ea) 60540-36, 60565-36, 60567-36
L-3-870	kit	PRIMARY COVER, BIG TWIN 1965-1981 (10ea) 25416-65,60518-65,60540-65,60567-65
L-3-880	kit	PRIMARY COVER, BIG TWIN 1981-1984 (10ea) 25416-70, 34901-79, 34906-79

L-3-910	kit	GASKET KIT, STARTER SHAFT HOUSING, BIG TWIN 1982-PRESENT KIT INCLUDES: (10ea) 31320-80, 31321-80
M-4-848	kit	GASKETS AND CORKS, FRONT & REAR WHEELS, BIG TWIN 1936-1966 KIT INCLUDES: (1ea) 43570-35, 43571-35, 43576-35




****EASTERN MOTORCYCLE PARTS****

****GASKET KITS****

****CAM REPLACEMENT****

****BIG TWIN 1936-PRESENT****



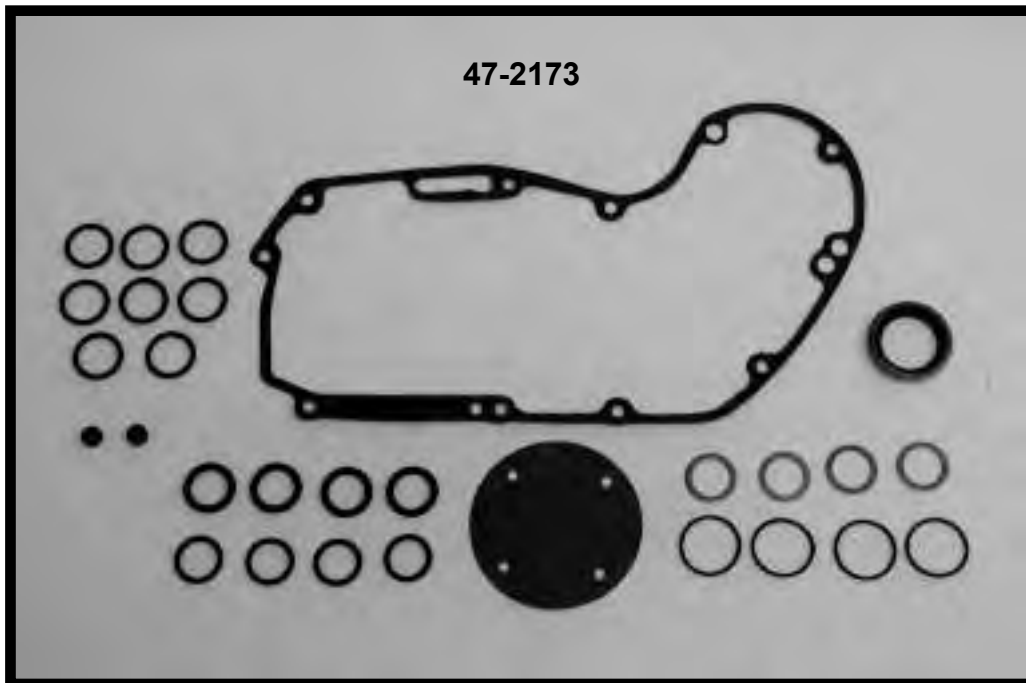
<u>EASTERN NUMBER</u>	<u>REPLACES OEM</u>	<u>DESCRIPTION</u>
47-2111	kit-20	GASKET KIT, CAM REPLACEMENT, **KNUCKLEHEAD** BIG TWIN 1936-1947 KIT INCLUDES: (4) 6762B, (12) 17955-36, (2) 18632-36, (1) 25225-36, (1) 32521-36
47-2113	kit-21	GASKET KIT, CAM REPLACEMENT, **PANHEAD** BIG TWIN 1948-1965 KIT INCLUDES: (4) 6762B, (1) 11101, (8) 17955-36, (4) 17955-48, (1) 18633-48, (1) 18634-48, (1) 25225-36, (1) 32521-36
47-2117	kit-20	GASKET KIT, CAM REPLACEMENT, **SHOVELHEAD** BIG TWIN 1966-1969 KIT INCLUDES: (4) 6762B, (1) 11101, (8) 17955-36, (4) 17955-48, (1) 18633-48, (1) 18634-48, (1) 25225-36
47-2121	kit-21	GASKET KIT, CAM REPLACEMENT, **SHOVELHEAD** BIG TWIN 1970-E/1979 KIT INCLUDES: (4) 6762B, (8) 17955-36, (4) 17955-48, (1) 18633-48, (1) 18634-48, (1) 25225-70, (1) 32591-70A, (1) 83162-51
47-2125	kit-21	GASKET KIT, CAM REPLACEMENT, **SHOVELHEAD** BIG TWIN L/1979-E/1981 KIT INCLUDES: (4) 6762B, (4) 11101, (4) 11132, (4) 11133A, (1) 18633-48, (1) 18634-48, (1) 25225-70A, (1) 32591-70, (1) 83162-51
47-2127	kit-25	GASKET KIT, CAM REPLACEMENT, **SHOVELHEAD** BIG TWIN L/1981-1984 KIT INCLUDES: (4) 6736, (4) 6762B, (4) 11118, (4) 11132, (4) 11133A, (1) 18633-48, (1) 18634-48, (1) 25225-70A, (1) 32591-70, (1) 83162-51
47-2131	kit-25	GASKET KIT, CAM REPLACEMENT, **EVOLUTION** BIG TWIN 1984-1992 KIT INCLUDES: (4) 6737, (4) 6762B, (4) 11132, (4) 11145, (4) 11157, (1) 18633-48, (1) 18634-48, (1) 25225-70A, (1) 32591-80, (1) 83162-51
47-2135	kit-25	GASKET KIT, CAM REPLACEMENT, **EVOLUTION** BIG TWIN 1993-1998 KIT INCLUDES: (4) 6737, (4) 6762B, (4) 11132, (4) 11145, (4) 11157, (1) 18633-48, (1) 18634-48, (1) 25225-93B, (1) 32591-80, (1) 83162-51
47-2144	17045-99 kit-23	GASKET KIT, CAM REPLACEMENT, **2-CAM** BIG TWIN 1999-PRESENT KIT INCLUDES: (1) 601, (2) 11031, (4) 11132, (4) 11145, (1) 11286, (5) 11293, (1) 11298, (1) 11301, (1) 11494, (2) 18635-99, (1) 25244-99

****EASTERN MOTORCYCLE PARTS****

****GASKET KITS****

****CAM REPLACEMENT****

****SPORTSTER 1952-PRESENT****



47-2173

EASTERN NUMBER

REPLACES OEM

DESCRIPTION


47-2161	kit-15	GASKET KIT, CAM REPLACEMENT, **K & KH** SPORTSTER 1952-1956 KIT INCLUDES: (4) 18259-52, (4) 18266-52, (4) 18631-52, (1) 25224-52, (1) 25811-11, (1) 32522-37
47-2163	kit-27	GASKET KIT, CAM REPLACEMENT, **XL, XLH, XLCH** SPORTSTER 1957-1970 KIT INCLUDES: (4) 6762B, (4) 11100, (1) 11102, (1) 12023, (12) 17955-36, (1) 25224-52, (1) 32522-37, (1) 25811-11, (2) 63529-57
47-2167	kit-25	GASKET KIT, CAM REPLACEMENT, **XL, XLH, XLS** SPORTSTER 1971-E/1979 KIT INCLUDES: (4) 6762B, (4) 11100, (1) 11124, (12) 17955-36, (1) 25224-52, (1) 25811-11, (2) 63529-57
47-2171	kit-25	GASKET KIT, CAM REPLACEMENT, **XL, XLH, XLS** SPORTSTER L/1979-1981 KIT INCLUDES: (4) 6762B, (4) 11100, (4) 11101, (1) 11124, (8) 11132, (1) 25224-52, (1) 32591-80, (2) 63529-57
47-2173	kit-29	GASKET KIT, CAM REPLACEMENT, **XL, XLH, XLS, XLX** SPORTSTER 1982-1985 KIT INCLUDES: (4) 6762B, (4) 11100, (8) 11101, (1) 11124, (4) 11132, (4) 11157, (1) 25263-81, (1) 32591-80, (2) 63529-57
47-2175	kit-31	GASKET KIT, CAM REPLACEMENT, **883, 1100, 1200 C/C** SPORTSTER 1986-1990 KIT INCLUDES: (4) 6762B, (4) 11110, (1) 11124, (4) 11132, (4) 11145, (4) 11157, (4) 11167A, (4) 11168A, (1) 25263-86, (1) 32591-80
47-2179	kit-23	GASKET KIT, CAM REPLACEMENT, **883, 1100, 1200 C/C** SPORTSTER 1991-PRESENT KIT INCLUDES: (4) 6099, (4) 6771A, (1) 11124, (4) 11176, (4) 11190, (4) 17944-89, (1) 25263-90, (1) 32591-80

****EASTERN MOTORCYCLE PARTS****

****HEAD GASKETS****

****BIG TWIN-SPORTSTER****

****FORTY-FIVE****



EASTERN NUMBER

REPLACES OEM

DESCRIPTION

<u>EASTERN NUMBER</u>	<u>REPLACES OEM</u>	<u>DESCRIPTION</u>
47-0104	11-30 pair	HEAD GASKETS, **BLUE TEFLON** .062 THICK , BIG TWIN 1930-1935
L-3-651	16664-86 pair	HEAD GASKETS, **W/COPPER FIRE RING** 1/16 THICK , SPORTSTER 1986-P.
L-3-649	16664-86T pair	HEAD GASKETS, **BLUE TEFLON** .043 THICK , SPORTSTER 1986-PRESENT
L-3-653	16665-86 pair	HEAD GASKETS, **W/COPPER FIRE RING** .043 THICK , SPORTSTER 1986-1987
L-3-654	16665-86 pair	HEAD GASKETS, **BLUE TEFLON** .043 THICK , SPORTSTER 1986-1987
L-3-847	16768-39 pair	HEAD GASKETS, **BLUE TEFLON** FLATHEAD , FORTY-FIVE 1939-1973
L-3-848	16768-39 pair	HEAD GASKETS, **SOLID COPPER** FLATHEAD , FORTY-FIVE 1939-1973
L-3-849	16769-36 pair	HEAD GASKETS, **BLUE TEFLON** 74 & 80" FLATHEAD , BIG TWIN 1936-1948
L-3-850	16769-36 pair	HEAD GASKETS, **SOLID COPPER**74 & 80" FLATHEAD , BIG TWIN 1936-1948
L-3-842	16769-57 pair	HEAD GASKETS, **BLUE TEFLON** SPORTSTER 1957-E/1971
L-3-843C	16769-57 pair	HEAD GASKETS, **SOLID COPPER** .020 THICK , SPORTSTER 1957-E/1971
L-3-843	16769-57 pk-10	HEAD GASKETS, **GRAPHITE** SPORTSTER 1957-E/1971
L-3-844	16769-72A pair	HEAD GASKETS, **SOLID COPPER** SPORTSTER L/1971-E/1973
L-3-844A	16769-72A pair	HEAD GASKETS, **BLUE TEFLON** SPORTSTER L/1971-E/1973
L-3-673	16769-72A pair	HEAD GASKETS, **FIRE RING** 1/16" THICK , SPORTSTER 1973-1985
L-3-845	16769-73 pair	HEAD GASKETS, **SOLID COPPER** SPORTSTER L/1973-1985
L-3-846	16769-73 pair	HEAD GASKETS, **BLUE TEFLON** SPORTSTER L/1973-1985
L-3-845A	16769-82 pair	HEAD GASKETS, **SOLID COPPER** .045 THICK , SPORTSTER 1973-1985
L-3-845B	16769-82 pair	HEAD GASKETS, **GRAPHITE** SPORTSTER L/1973-1985
L-3-675	16770-36 pair	HEAD GASKETS, **FIRE RING** 1/16" THICK , KNUCKLEHEAD, BIG TWIN 1936-1947
L-3-851	16770-36 pair	HEAD GASKETS, **BLUE TEFLON** KNUCKLEHEAD , BIG TWIN 1936-1947
L-3-852	16770-36 pair	HEAD GASKETS, **SOLID COPPER** KNUCKLEHEAD , BIG TWIN 1936-1947

****CONTINUED NEXT PAGE****

5120 HILDA ROAD* BLACKVILLE, S.C. 29817* 803-284-3304


Pg 434

****EASTERN MOTORCYCLE PARTS****

****HEAD GASKETS****

****BIG TWIN-SPORTSTER****

****FORTY-FIVE****



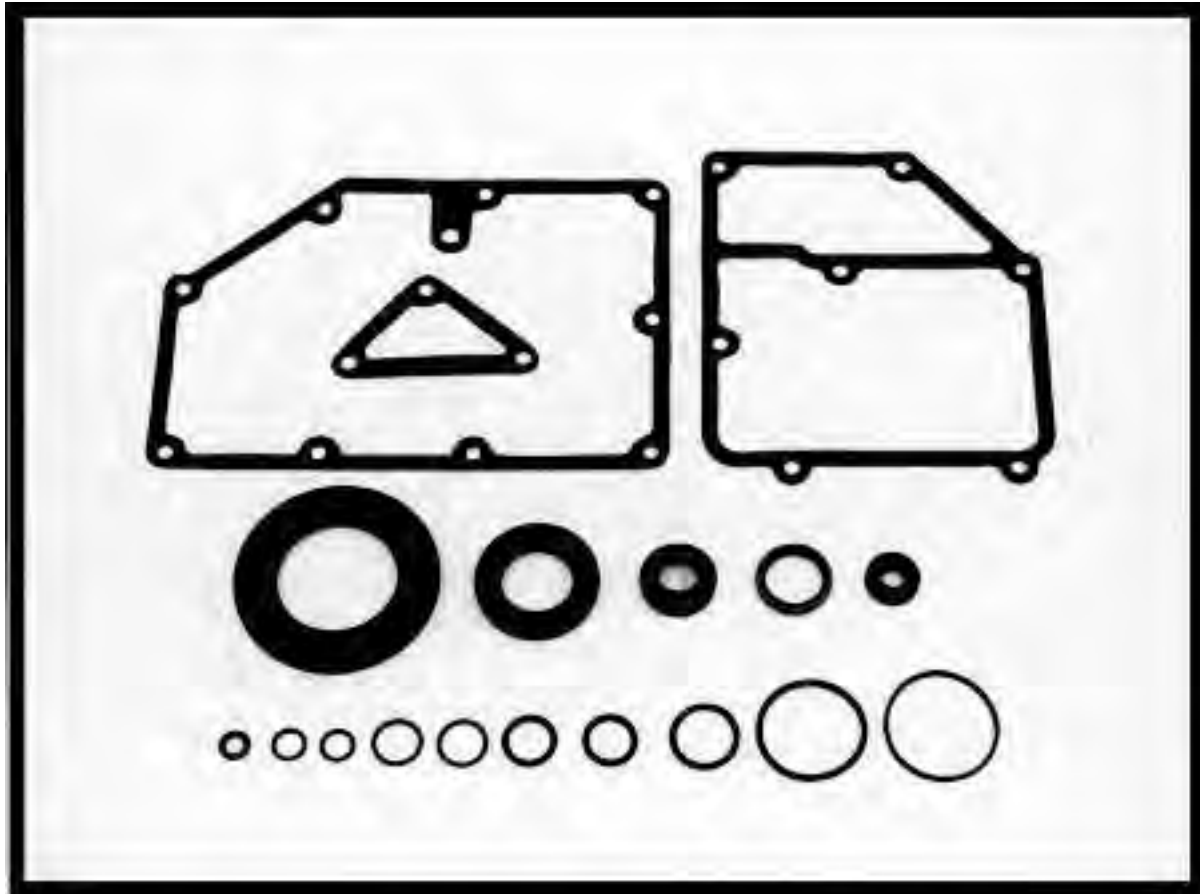
<u>EASTERN NUMBER</u>	<u>REPLACES OEM</u>	<u>DESCRIPTION</u>
L-3-677	16770-48	pair HEAD GASKETS, **FIRE RING** 1/16" THICK , BIG TWIN 1948-1965
L-3-840	16770-48	pair HEAD GASKETS, **BLUE TEFLON** BIG TWIN 1948-1965
L-3-840A	16770-48C	pair HEAD GASKETS, **SOLID COPPER** .040 THICK , BIG TWIN 1948-1965
L-3-840B	16770-48C	pair HEAD GASKETS, **SOLID COPPER** .021 THICK , BIG TWIN 1948-1965
L-3-679	16770-66B	pair HEAD GASKETS, **FIRE RING** 1/16" THICK (1200 & 1340 C/C) BIG TWIN 1966-1984
L-3-841	16770-66B	pair HEAD GASKETS, **BLUE TEFLON** (1200 & 1340 C/C) BIG TWIN 1966-1984
L-3-841A	16770-66B	pair HEAD GASKETS, **GRAPHITE** (1200 & 1340 C/C) BIG TWIN 1966-1984
L-3-841C	16770-66B	pair HEAD GASKETS, **SOLID COPPER** .031 THICK (1200 & 1340 C/C) BIG TWIN 1966-1984
L-3-854	16770-84	pair HEAD GASKETS, **BLUE TEFLON** .062 THICK (1200 & 1340) BIG TWIN 1984-1999 HEAD GASKETS, **BLUE TEFLON** .062 THICK SPORTSTER 1988-PRES.
L-3-657	16770-84D	pair HEAD GASKETS, **FIRE RING** .062 THICK (1200 & 1340) BIG TWIN 1984-1999, SPORTSTER 1988-PRESENT
L-3-659	16773-85	pair HEAD GASKETS, **FIRE RING** .045 THICK (1200 & 1340) BIG TWIN 1984-1999, SPORTSTER 1988-1990
47-0135	16775-99	pair HEAD GASKETS, **FIRE RING** 1/16" THICK (1450 C/C) BIG TWIN 1999-PRESENT
47-0137	16775-99	pair HEAD GASKETS, **BLUE TEFLON** .043 THICK (1450 C/C) BIG TWIN 1999-PRESENT
47-0145	16787-99	pair HEAD GASKETS, **FIRE RING** 1/16" THICK (1550 C/C) BIG TWIN 1999-PRESENT
47-0147	16787-99	pair HEAD GASKETS, **BLUE TEFLON** .043 THICK (1550 C/C) BIG TWIN 1999-PRESENT
L-3-509	pk-10	GASKETS, CYLINDER BASE, **FRONT & REAR** (BIG BORE 3-5/8") BIG TWIN 1966-1984
L-3-510		GASKETS, **SPECIAL** CYLINDER BASE WITH GRAPHITE HEAD GASKET (BIG BORE 3-5/8") BIG TWIN 1966-1984
L-3-511		GASKETS, **SPECIAL** CYLINDER BASE WITH BLUE TEFLON HEAD GASKET (BIG BORE 3-5/8") BIG TWIN 1966-1984
L-3-512		GASKETS, **SPECIAL** CYLINDER BASE W/TEFLON & FIRE RING HEAD GASKET (BIG BORE 3-5/8") BIG TWIN 1966-1984

****EASTERN MOTORCYCLE PARTS****

****TRANSMISSION GASKET SETS****

****COMPLETE****

****BIG TWIN-SPORTSTER****



**EASTERN'S GASKET KITS INCLUDE ALL GASKETS, SEALS
AND O-RINGS FOR THE MODELS LISTED BELOW**

EASTERN NUMBER	REPLACES OEM	DESCRIPTION
L-3-430	33030-41	GASKET SET, (COMPLETE) **G, W, WL** FORTY-FIVE 1941-1973 **MADE IN U.S.A.**
L-3-431	33030-41	GASKET SET, (COMPLETE) **G, W, WL** FORTY-FIVE 1941-1973 **IMPORTED**
M-4-847A	33031-36	GASKET SET, (COMPLETE) **4-SPEED** (FL, FLH) BIG TWIN 1936-1964
L-3-435	33031-65A	GASKET SET, (COMPLETE) **4-SPEED** (FL, FX, FLH) BIG TWIN 1965-1969
L-3-437	33031-70	GASKET SET, (COMPLETE) **4-SPEED** (FL, FLH, FX) BIG TWIN 1970-1979
L-3-440	33031-80	GASKET SET, (COMPLETE) **4-SPEED** (FLH-80, FX) BIG TWIN L/1979-1986
L-3-445	33031-82	GASKET SET, (COMPLETE) **5-SPEED** (FLT, FLHT) BIG TWIN 1980-1984
L-3-450	33031-85	GASKET SET, (COMPLETE) **5-SPEED** (ALL MODELS) BIG TWIN 1985-1992
L-3-451	33031-85	GASKET SET, (COMPLETE) **5-SPEED** (ALL MODELS EXCEPT DYNA)BIG TWIN 1985-P.
L-3-453	33031-91	GASKET SET, (COMPLETE) **5-SPEED** (FXDB-S) BIG TWIN 1991-PRESENT
L-3-461	33031-99	GASKET SET, (COMPLETE) **5-SPEED** (DYNA) BIG TWIN 1999-PRESENT **ATHENA**
L-3-466	33032-99	GASKET SET, (COMPLETE) **5-SPEED** (FLT) BIG TWIN 1999-PRESENT **ATHENA**
47-1810	*	GASKET SET, (COMPLETE) **5-SPEED** (SOFTAIL) BIG TWIN 1999-PRESENT
15-0220	set	GASKET KIT, (WITH BUSHINGS) TRANSMISSION **4-SPEED** BIG TWIN 1952-1976 KIT INCLUDES: 9084, 33031-36, 33288-37, 33438-50, 34435-52, 34498-52, 35094-65, 35322-38, 35789-36, 35791-36

5120 HILDA ROAD* BLACKVILLE, S.C. 29817* 803-284-3304


Pg 436

****EASTERN MOTORCYCLE PARTS****

****MOTOR GASKET SETS****

****COMPLETE****

****BIG TWIN-SPORTSTER****



**OIL PUMP GASKETS, SEALS & O-RINGS ARE NOT SHOWN
BUT ARE INCLUDED IN GASKET SETS**

<u>EASTERN NUMBER</u>	<u>REPLACES OEM</u>	<u>DESCRIPTION</u>
48-0300	* 17026-40	GASKET SET, MOTOR **W/TEFLON HEAD GASKET** FORTY-FIVE 1940-73 *JAMES*
48-0305	* 17026-40	GASKET SET, MOTOR **W/COPPER HEAD GASKET** FORTY-FIVE 1940-73 *JAMES*
L-3-207	17027-36	GASKET SET, MOTOR **W/TEFLON HEAD GASKET** BIG TWIN 1936-1948 *ATHENA*
L-3-208	17027-36	GASKET SET, MOTOR **W/COPPER HEAD GASKET** BIG TWIN 1936-1948 *ATHENA*
L-3-210	17026-52	GASKET SET, MOTOR **W/OUT HEAD GASKET** 45" K-MODEL, SP. 1952-1956 *ATHENA*
48-0310	* 17026-71A	GASKET SET, MOTOR **W/TEFLON HEAD GASKET** SPORTSTER 1957-1971 *JAMES*
48-0312	* 17026-71A	GASKET SET, MOTOR **W/COPPER HEAD GASKET** SPORTSTER 1957-1981 *JAMES*
48-0316	* 17026-72	GASKET SET, MOTOR **W/COPPER HEAD GASKET** SPORTSTER 1972-1973 *JAMES*
48-0318	* 17026-72	GASKET SET, MOTOR **W/COPPER HEAD GASKET** SPORTSTER 1972-1973 *JAMES*
48-0320	* 17026-73	GASKET SET, MOTOR **W/TEFLON HEAD GASKET** SPORTSTER 1973-1985 *JAMES*
48-0322	* 17026-73	GASKET SET, MOTOR **W/COPPER HEAD GASKET** SPORTSTER 1973-1985 *JAMES*
L-3-285	17026-75R	GASKET SET, MOTOR **WITHOUT HEAD GASKET** SPORTSTER 1972-1978 *EASTERNS*
L-3-225	17026-79	GASKET SET, MOTOR **W/TEFLON HEAD GASKET** SPORTSTER 1977-1981
L-3-226	17026-79	GASKET SET, MOTOR **W/COPPER HEAD GASKET** SPORTSTER 1977-1981
L-3-230	17026-82	GASKET SET, MOTOR **W/TEFLON HEAD GASKET** SPORTSTER 1982-1985
48-0328	* 17026-83	GASKET SET, MOTOR **WITHOUT HEAD GASKET** SPORTSTER 1983-1984 *JAMES*
L-3-228	17026-86	GASKET SET, MOTOR **W/FIRE RING HEAD GASKET** 883 C/C, SPORTSTER 1986-1990
L-3-232	17026-86A	GASKET SET, MOTOR **W/FIRE RING HEAD GASKET** 1100 C/C, SPORTSTER 1986-1987
L-3-233	17026-88	GASKET SET, MOTOR **W/FIRE RING HEAD GASKET** 1200 C/C, SPORTSTER 1988-1990

****CONTINUED NEXT PAGE****

5120 HILDA ROAD* BLACKVILLE, S.C. 29817* 803-284-3304


Pg 437

****EASTERN MOTORCYCLE PARTS****

****MOTOR GASKET SETS****

****COMPLETE****

****BIG TWIN-SPORTSTER****



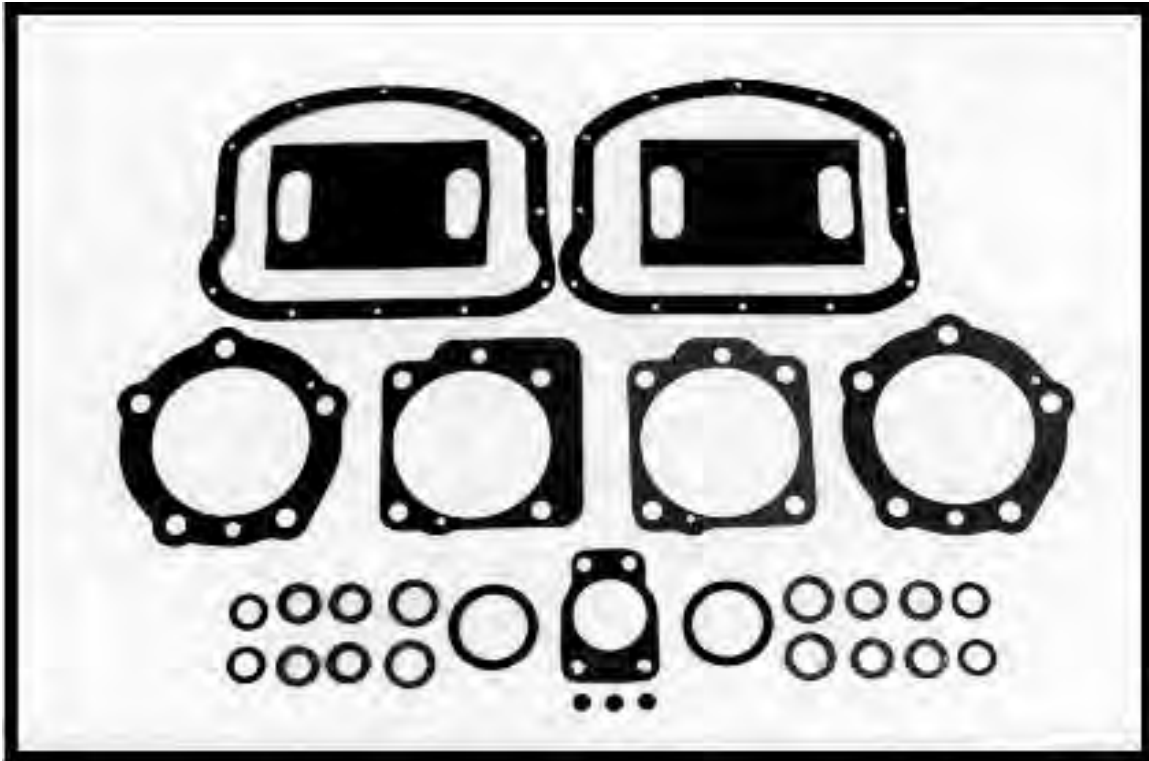
**OIL PUMP GASKETS, SEALS & O-RINGS ARE NOT SHOWN
BUT ARE INCLUDED IN GASKET SETS**

<u>EASTERN NUMBER</u>	<u>REPLACES OEM</u>	<u>DESCRIPTION</u>
54-8010	* 17026-88	GASKET SET, MOTOR **W/TEFLON HEAD GASKET** 1200 C/C, SP. 1988-1990 *ATHENA*
54-8020	* 17032-91	GASKET SET, MOTOR **W/TEFLON HEAD GASKET** 1200 C/C, SP. 1991-2003 *ATHENA*
54-8000	* 17026-91	GASKET SET, MOTOR **W/TEFLON HEAD GASKET** 883 C/C, SP. 1991-2003 *ATHENA*
L-3-234	17028-36	GASKET SET, MOTOR **W/FIRE RING HEAD GASKET** BIG TWIN 1936-1947 *ATHENA*
L-3-235	17028-36	GASKET SET, MOTOR **W/TEFLON HEAD GASKET** BIG TWIN 1936-1947 *ATHENA*
L-3-236	17028-36	GASKET SET, MOTOR **W/COPPER HEAD GASKET** BIG TWIN 1936-1947 *ATHENA*
48-0350	* 17028-48	GASKET SET, MOTOR **W/TEFLON HEAD GASKET** BIG TWIN 1948-1965 *JAMES*
48-0352	* 17028-48	GASKET SET, MOTOR **W/COPPER HEAD GASKET** BIG TWIN 1948-1965 *JAMES*
48-0354	* 17028-48	GASKET SET, MOTOR **W/FIRE RING HEAD GASKET** BIG TWIN 1948-1965 *JAMES*
L-3-243	17029-66A	GASKET SET, MOTOR **W/TEFLON HEAD GASKET** BIG TWIN 1966-1969
L-3-244	17029-66A	GASKET SET, MOTOR **W/FIRE RING HEAD GASKET** BIG TWIN 1966-1969
L-3-245	17029-66A	GASKET SET, MOTOR **W/GRAPHITE HEAD GASKET** BIG TWIN 1966-1969
L-3-246	17029-66A	GASKET SET, MOTOR **W/COPPER HEAD GASKET** BIG TWIN 1966-1969 *EASTERNS*
48-0370	* 17029-70F	GASKET SET, MOTOR **W/FIRE RING HEAD GASKET** BIG TWIN 1966-1984 JAMES
48-0372	* 17029-70T	GASKET SET, MOTOR **W/TEFLON HEAD GASKET** BIG TWIN 1966-1984 *JAMES*
48-0374	* 17029-70C	GASKET SET, MOTOR **W/COPPER HEAD GASKET** BIG TWIN 1966-1984 *JAMES*
L-3-250	17029-80	GASKET SET, MOTOR **W/FIRE RING HEAD GASKET** BIG TWIN 1980-1984
L-3-252	17029-80	GASKET SET, MOTOR **W/TEFLON HEAD GASKET** BIG TWIN 1980-1984 *EASTERNS*
L-3-254	17029-80	GASKET SET, MOTOR **W/COPPER HEAD GASKET** BIG TWIN 1980-1984 *EASTERNS*
L-3-260	17035-83A	GASKET SET, MOTOR **W/FIRE RING HEAD GASKET** BIG TWIN 1984-1986
L-3-267	17035-84	GASKET SET, MOTOR **W/FIRE RING HEAD GASKET** BIG TWIN 1984-1999 *ATHENA*
48-0390	* 17041-92A	GASKET SET, MOTOR **W/TEFLON HEAD GASKET** BIG TWIN 1992-99 *JAMES*
48-0392	* 17041-92A	GASKET SET, MOTOR **W/FIRE RING HEAD GASKET** BIG TWIN 1992-99 *JAMES*

****EASTERN MOTORCYCLE PARTS****

****TOP END GASKET SETS****

****BIG TWIN-SPORTSTER****



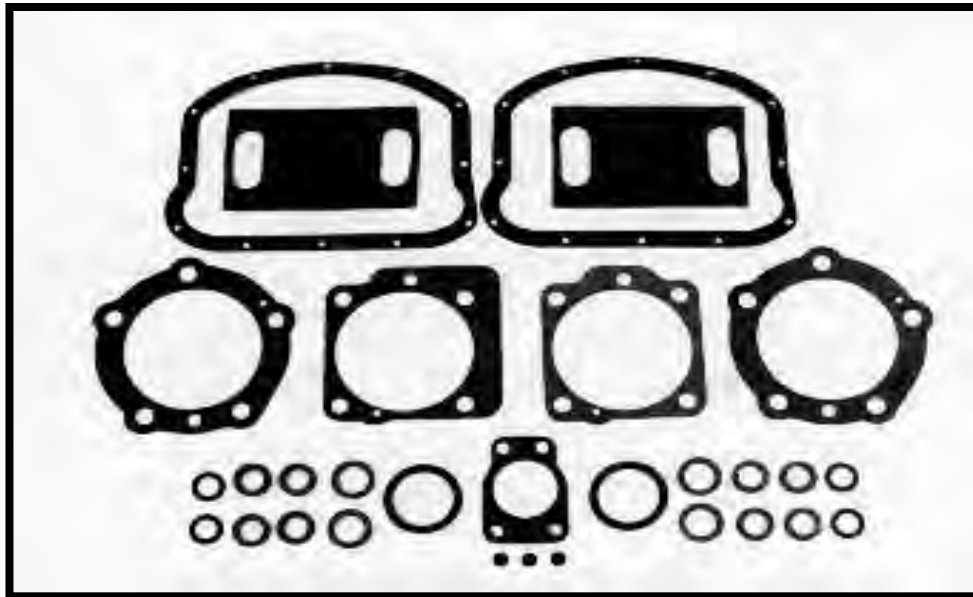
EASTERN NUMBER	REPLACES OEM	DESCRIPTION
L-3-379 *	17027-04	GASKET SET, **W/FIRE RING HEAD GASKET** (1200 C/C) SPORT. 2004-PRES. *ATHENA*
L-3-340	17030-57	GASKET SET, **W/GRAPHITE HEAD GASKET** SPORTSTER 1957-1971
L-3-341	17030-57	GASKET SET, **W/BLUE TEFLON HEAD GASKET** SPORTSTER 1957-1971 *ATHENA*
L-3-342	17030-57	GASKET SET, **W/COPPER HEAD GASKET** SPORTSTER 1957-1971 *ATHENA*
L-3-345	17030-72	GASKET SET, **W/GRAPHITE HEAD GASKET** SPORTSTER 1972-E/1973 *EASTERNS*
L-3-346	17030-72	GASKET SET, **W/BLUE TEFLON HEAD GASKET** SPORTSTER 1972-E/1973 *EASTERNS*
L-3-347	17030-72	GASKET SET, **W/COPPER HEAD GASKET** SPORTSTER 1972-E/1973 *EASTERNS*
L-3-350	17030-73	GASKET SET, **W/GRAPHITE HEAD GASKET** SPORTSTER L/1973-1978 *JAMES*
L-3-351	17030-73	GASKET SET, **W/BLUE TEFLON HEAD GASKET** SPORTSTER L/1973-1978 *EASTERNS*
L-3-352	17030-73	GASKET SET, **W/COPPER HEAD GASKET** (.021 THICK) SPORT. L/1973-1978 EASTERNS
L-3-353	17030-73	GASKET SET, **W/COPPER HEAD GASKET** (.045 THICK) SPORT. L/1973-1978 EASTERNS
L-3-365	17030-86	GASKET SET, **W/FIRE RING HEAD GASKET** (883 C/C) SPORTSTER 1986-1990
L-3-372	17030-88	GASKET SET, **W/FIRE RING HEAD** (1200 C/C) SPORTSTER 1988-1990
L-3-378 *	17030-88	GASKET SET, **W/FIRE RING HEAD** (1200 C/C) SPORTSTER 1988-1990 *ATHENA*
L-3-302	17031-40	GASKET SET, **W/BLUE TEFLON HEAD GASKET** FORTY-FIVE 1940-1973 *EASTERNS*
L-3-304	17031-40	GASKET SET, **W/COPPER HEAD GASKET** FORTY-FIVE 1940-1973 *EASTERNS
L-3-355	17032-79	GASKET SET, **W/GRAPHITE HEAD GASKET** SPORTSTER 1979-1981 *EASTERNS
L-3-356	17032-79	GASKET SET, **W/BLUE TEFLON HEAD GASKET** SPORTSTER 1979-1981 *EASTERNS
L-3-357	17032-79	GASKET SET, **W/COPPER HEAD GASKET** SPORTSTER 1979-1981 *EASTERNS
L-3-360	17032-82	GASKET SET, **W/GRAPHITE HEAD GASKET** SPORTSTER 1982-1985 *EASTERNS*
L-3-361	17032-82	GASKET SET, **W/BLUE TEFLON HEAD GASKET** SPORTSTER 1982-1985 *EASTERNS*
L-3-362	17032-82	GASKET SET, **W/COPPER HEAD GASKET** SPORTSTER 1982-1985 *EASTERNS*

****CONTINUED NEXT PAGE****

****EASTERN MOTORCYCLE PARTS****

****TOP END GASKET SETS****

****BIG TWIN-SPORTSTER****



<u>EASTERN NUMBER</u>	<u>REPLACES OEM</u>	<u>DESCRIPTION</u>
L-3-365	17030-86	GASKET SET, **W/FIRE RING HEAD GASKET** (883 C/C) SPORTSTER 1986-1990
54-8200 *	17030-86	GASKET SET, **W/TEFLON HEAD GASKET** (883 C/C) SPORTSTER 1986-1990 *ATHENA*
L-3-370	17030-86	GASKET SET, **W/FIRE RING HEAD GASKET** (1100 C/C) SPORTSTER 1986-1988
L-3-371	17032-86A	GASKET SET, **W/TEFLON HEAD GASKET** (1100 C/C) SPORTSTER 1986-1990
54-8220 *	17032-86B	GASKET SET, **W/TEFLON HEAD GASKET** (883 C/C) SPORTSTER 1991-2003 *ATHENA*
L-3-380 *	17032-91	GASKET SET, **W/FIRE RING HEAD GASKET** (1200 C/C) SPORT. 1991-2003 *ATHENA*
L-3-308	17033-36	GASKET SET, **W/TEFLON HEAD GASKET** "74 & 80" BIG TWIN 1936-1948 *ATHENA*
L-3-309	17033-36	GASKET SET, **W/COPPER HEAD GASKET** "74 & 80" BIG TWIN 1936-1948 *ATHENA*
48-0436 *	17033-83A	GASKET SET, **W/TEFLON HEAD GASKET** BIG TWIN 1984-1991 **JAMES**
48-0438 *	17033-83A	GASKET SET, **W/FIRE RING HEAD GASKET** BIG TWIN 1984-1991 **JAMES**
L-3-325	17033-83A	GASKET SET, **W/GRAPHITE HEAD GASKET** BIG TWIN 1984-1991 EASTERN
L-3-326	17033-83A	GASKET SET, **W/TEFLON HEAD GASKET** BIG TWIN 1984-1991 *EASTERN*
L-3-327	17033-83A	GASKET SET, **W/FIRE RING HEAD GASKET** BIG TWIN 1984-1991 *EASTERN*
L-3-310	17034-38	GASKET SET, **W/TEFLON HEAD GASKET** BIG TWIN 1936-1947 *ATHENA*
L-3-311	17034-38	GASKET SET, **W/COPPER HEAD GASKET** BIG TWIN 1936-1947 *ATHENA*
L-3-312	17034-38	GASKET SET, **W/FIRE-RING HEAD GASKET** BIG TWIN 1936-1947 *EASTERNS*
L-3-313	17034-48A	GASKET SET, **W/COPPER HEAD GASKET** BIG TWIN 1948-1965 *EASTERNS*
L-3-314	17034-48A	GASKET SET, **W/FIRE RING HEAD GASKET** BIG TWIN 1948-1965 *EASTERNS*
L-3-315	17034-48A	GASKET SET, **W/TEFLON HEAD GASKET** BIG TWIN 1948-1965 *EASTERNS*
48-0428 *	17034-66	GASKET SET, **W/TEFLON HEAD GASKET** BIG TWIN 1966-1978 *JAMES*
48-0430 *	17034-66	GASKET SET, **W/FIRE RING HEAD GASKET** BIG TWIN 1966-1978 *JAMES*
48-0432 *	17034-66	GASKET SET, **W/COPPER HEAD GASKET** BIG TWIN 1966-1978 *JAMES*
L-3-318	17034-66	GASKET SET, **W/FIRE RING HEAD GASKET** BIG TWIN 1966-1978 *EASTERNS*
L-3-319	17034-66	GASKET SET, **W/TEFLON HEAD GASKET** BIG TWIN 1966-1978 *EASTERNS*
L-3-320	17034-66	GASKET SET, **W/COPPER HEAD GASKET** BIG TWIN 1966-1978 *EASTERNS*
L-3-316	17034-78	GASKET SET, **W/TEFLON HEAD GASKET** BIG TWIN 1978-1984 *EASTERNS*
L-3-317	17034-78	GASKET SET, **W/FIRE RING HEAD GASKET** BIG TWIN 1978-1984 *EASTERNS*
L-3-322	17034-78	GASKET SET, **W/COPPER HEAD GASKET** BIG TWIN 1978-1984 *EASTERNS*
48-0440 *	17040-92	GASKET SET, **W/TEFLON HEAD GASKET** BIG TWIN 1992-1999 **JAMES**
48-0442 *	17040-92	GASKET SET, **W/FIRE-RING HEAD GASKET** BIG TWIN 1992-1999 **JAMES**

*****COMETIC*****

****GASKETS****

- * COMPLETE MOTOR
- * COMPLETE TRANSMISSION
- * COMPLETE TOP END
- * ROCKER COVER

****SILICONE BEADED GASKETS****
FOR:

- * CAM COVER
- * PRIMARY COVER
- * INSPECTION COVER

****SEE PAGE 477 FOR CROSS REFERENCE NUMBERS****


****FROM COMETIC TO EASTERN****

****EASTERN MOTORCYCLE PARTS****

****COMETIC GASKET****

****TOP END SETS****

****BIG TWIN 1966-PRESENT****



****O-RINGS, SEALS, WASHERS ARE NOT PICTURED BUT ARE INCLUDED IN SETS****


<u>EASTERN NUMBER</u>	<u>REPLACES OEM</u>	<u>DESCRIPTION</u>
		BIG TWIN 1340 C/C EVOLUTION
54-1056	17040-92A	GASKET SET **1340 C/C** BIG TWIN 1992-1999
54-1052	17033-83A	GASKET SET **1340 C/C** (4 & 5 SPEED) FXST, FXWG, FXSB, FXEF, BIG TWIN 1984-1988
	17033-83A	GASKET SET **1340 C/C** (5 SPEED) FLT, FXR, BIG TWIN 1984-1991
	17033-83A	GASKET SET **1340 C/C** ALL SOFTTAILS, DYNA GLIDE, BIG TWIN 1989-1991
		BIG TWIN 1340 C/C BIG BORE EVOLUTION
54-1311		GASKET SET **1340 C/C** BIG BORE 3-5/8", BIG TWIN 1992-1999
54-1313		GASKET SET **1340 C/C** BIG BORE 3-5/8", BIG TWIN 1984-1991
54-1323		GASKET SET **1340 C/C** BIG BORE 3-13/16", BIG TWIN 1992-1999
54-1321		GASKET SET **1340 C/C** BIG BORE 3-13/16", BIG TWIN 1984-1991
54-1315		GASKET SET **1340 C/C** BIG BORE 3-3/4", BIG TWIN 1984-1991
54-1317		GASKET SET **1340 C/C** BIG BORE 3-3/4", BIG TWIN 1992-1999

****EASTERN MOTORCYCLE PARTS****

****COMETIC GASKET****

****TOP END SETS****

****SPORTSTER 1986-PRESENT****



****O-RINGS, SEALS, WASHERS ARE NOT PICTURED BUT ARE INCLUDED IN SETS****

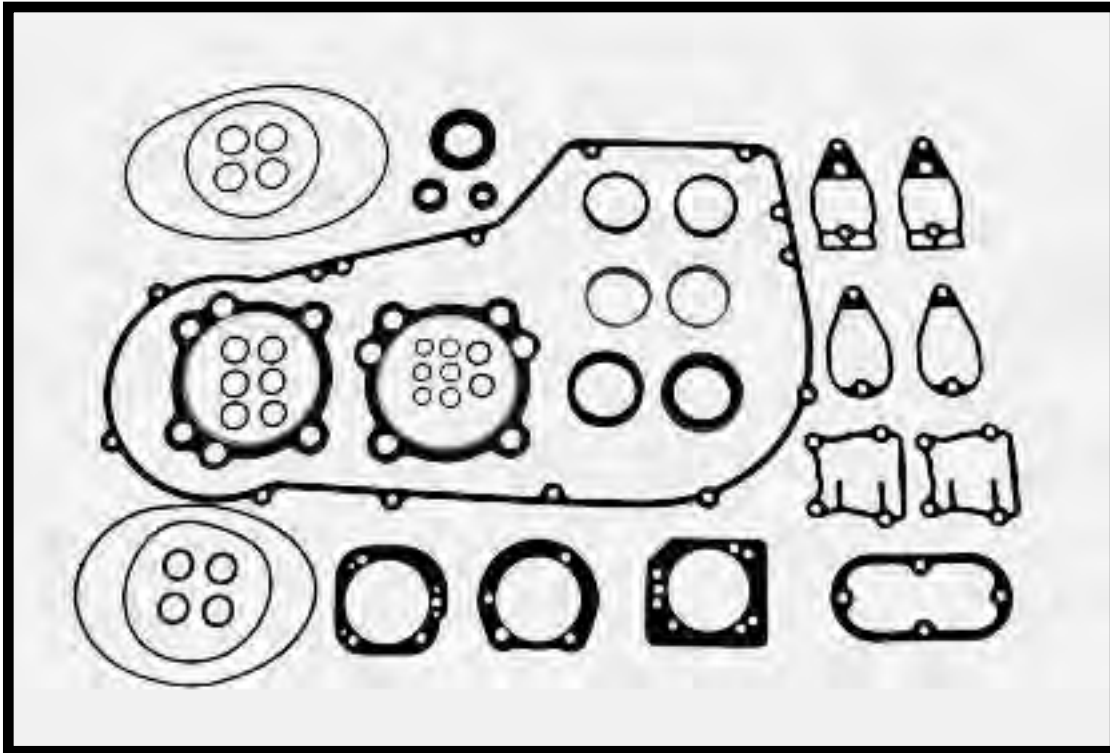
<u>EASTERN NUMBER</u>	<u>REPLACES OEM</u>	<u>DESCRIPTION</u>
54-1163	17030-88A	**SPORTSTER 883/1100/1200 C/C EVOLUTION** GASKET SET **1200 C/C** SPORTSTER 1988-1990
54-1361		**SPORTSTER 883/1100/1200 C/C BIG BORE EVOLUTION** GASKET SET **883 C/C** BIG BORE 3-3/4", SPORTSTER 1986-1990
54-1367		GASKET SET **1100 C/C** BIG BORE 3-3/4", SPORTSTER 1986-1987
54-1371		GASKET SET **1200 C/C** BIG BORE 3-3/4", SPORTSTER 1988-1990

****EASTERN MOTORCYCLE PARTS****

****COMETIC GASKETS****

****MOTOR GASKET SETS****

****BIG TWIN-SPORTSTER****



****ALL PARTS MAY NOT BE PICTURED BUT ARE INCLUDED IN SETS****

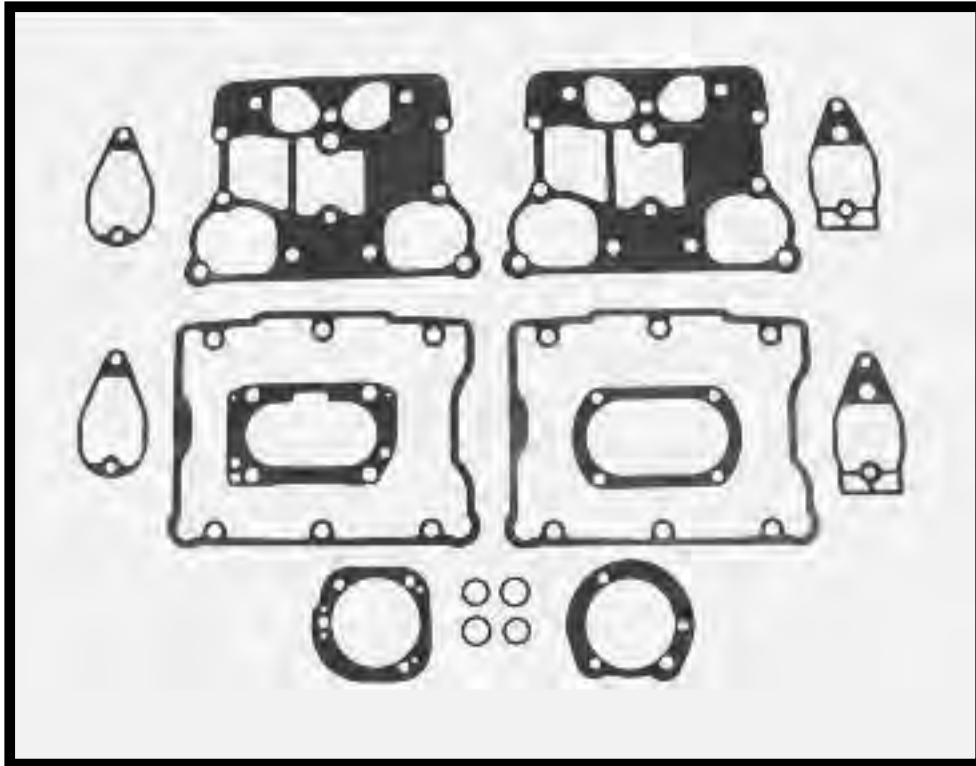
<u>EASTERN NUMBER</u>	<u>REPLACES OEM</u>	<u>DESCRIPTION</u>
		BIG TWIN 1340 C/C EVOLUTION
54-1006	17035-83A	GASKET SET (COMPLETE) (4 & 5 SPEED) FXST, FXWG, FXSB, FXEF, BIG TWIN 1984-1988
54-1010	17035-84	GASKET SET (COMPLETE) (5-SPEED) FLT, FXR, BIG TWIN 1984-1991
54-1014	17035-89	GASKET SET (COMPLETE) ALL SOFTAILS, DYNA GLIDE, BIG TWIN 1989-1991
		SPORTSTER 883/1100/1200 C/C EVOLUTION
54-1109	17026-91	GASKET SET (COMPLETE) **883 C/C** SPORTSTER 1991-1999
54-1121	17026-88	GASKET SET (COMPLETE) **1200 C/C** SPORTSTER 1988-1990
		TWIN CAM 88
54-1024	17053-99	GASKET SET (COMPLETE) **DYNA 88** BIG TWIN 1999-PRESENT
54-1028	17053-99	GASKET SET (COMPLETE) **FLT** BIG TWIN 1999-PRESENT

****EASTERN MOTORCYCLE PARTS****

****COMETIC GASKETS****

****ROCKER BOX****

****BIG TWIN-SPORTSTER****



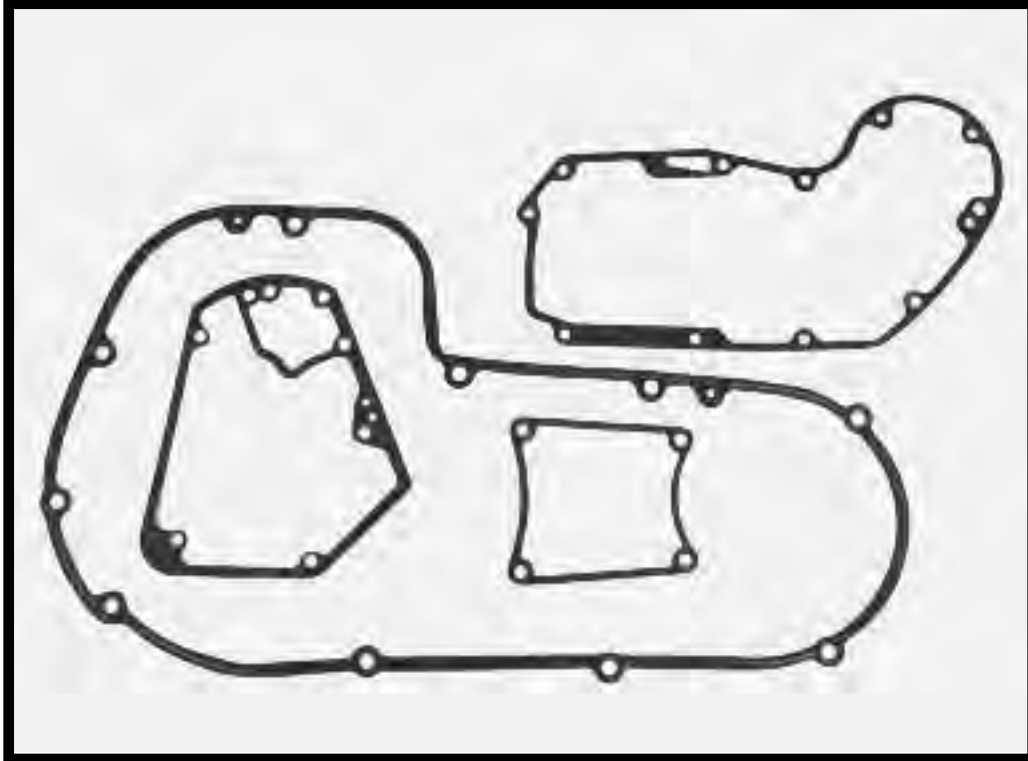
<u>EASTERN NUMBER</u>	<u>REPLACES OEM</u>	<u>DESCRIPTION</u>
		BIG TWIN 1340 C/C EVOLUTION
54-1206	17042-92	GASKET SET **1340 C/C** BIG TWIN 1992-1999
	17042-92	GASKET SET **1340 C/C** 3-5/8" BIG BORE, BIG TWIN 1992-1999
54-1202	17038-90	GASKET SET **1340 C/C** (4 & 5 SPEED) FXST, FXWG, FXSB, FXEF, BIG TWIN 1984-1986
	17038-90	GASKET SET **1340 C/C** (5-SPEED) FLT, FXR, BIG TWIN 1984-1991
	17038-90	GASKET SET **1340 C/C** BIG TWIN 1989-1991
	17038-90	GASKET SET **1340 C/C** 3-5/8" BIG BORE, SOFTAILS, DYNA GLIDE, BIG TWIN 1984-1991
		SPORTSTER 883/1100/1200 C/C EVOLUTION
54-1224	17030-89	GASKET SET **883 C/C** SPORTSTER 1986-1990
	17030-89	GASKET SET **1100 C/C** SPORTSTER 1986-1987
	17030-89	GASKET SET **1200 C/C** SPORTSTER 1988-1990
54-1228	17030-91	GASKET SET **883 C/C** SPORTSTER 1991-1999
	17030-91	GASKET SET **1200 C/C** SPORTSTER 1991-1999

****EASTERN MOTORCYCLE PARTS****

****COMETIC GASKETS****

****WITH SILICONE BEAD****

****BIG TWIN-SPORTSTER****



****ALL GASKETS BELOW ARE SILICONE BEADED****

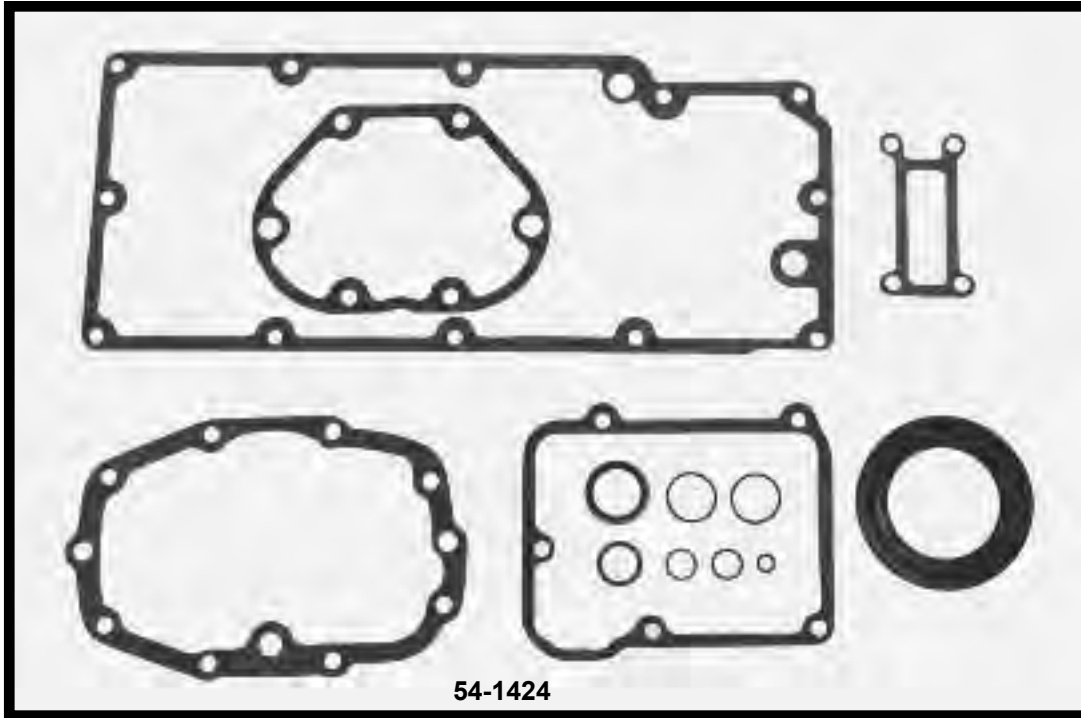
<u>EASTERN NUMBER</u>	<u>REPLACES OEM</u>	<u>DESCRIPTION</u>
54-2524	25225-93	pk-5 GASKETS, CAM COVER **SILICONE BEADED** BIG TWIN 1993-1999
54-2562	25263-86	pk-5 GASKETS, CAM COVER **SILICONE BEADED** SPORTSTER 1986-1990
54-3480	34901-79A	pk-5 GASKETS, PRIMARY COVER **SILICONE BEADED** BIG TWIN 1980-1984
54-3483	34901-94A	pk-5 GASKETS, PRIMARY COVER **SILICONE BEADED** (FLT, FXR) BIG TWIN 1994-PRES.
54-3490	34906-79A	pk-5 GASKETS, INSPECTION COVER **SILICONE BEADED** BIG TWIN 1980-1984
54-3495	34955-75X	pk-5 GASKETS, PRIMARY COVER **SILICONE BEADED** SPORTSTER 1977-1990
54-3497	34955-89A	pk-5 GASKETS, PRIMARY COVER **SILICONE BEADED** SPORTSTER 1991-PRESENT

****EASTERN MOTORCYCLE PARTS****

****COMETIC GASKETS****

****TRANSMISSION****

****BIG TWIN-SPORTSTER****



EASTERN NUMBER

54-1412
54-1414
54-1418
54-1420
54-1424
54-1426

REPLACES OEM

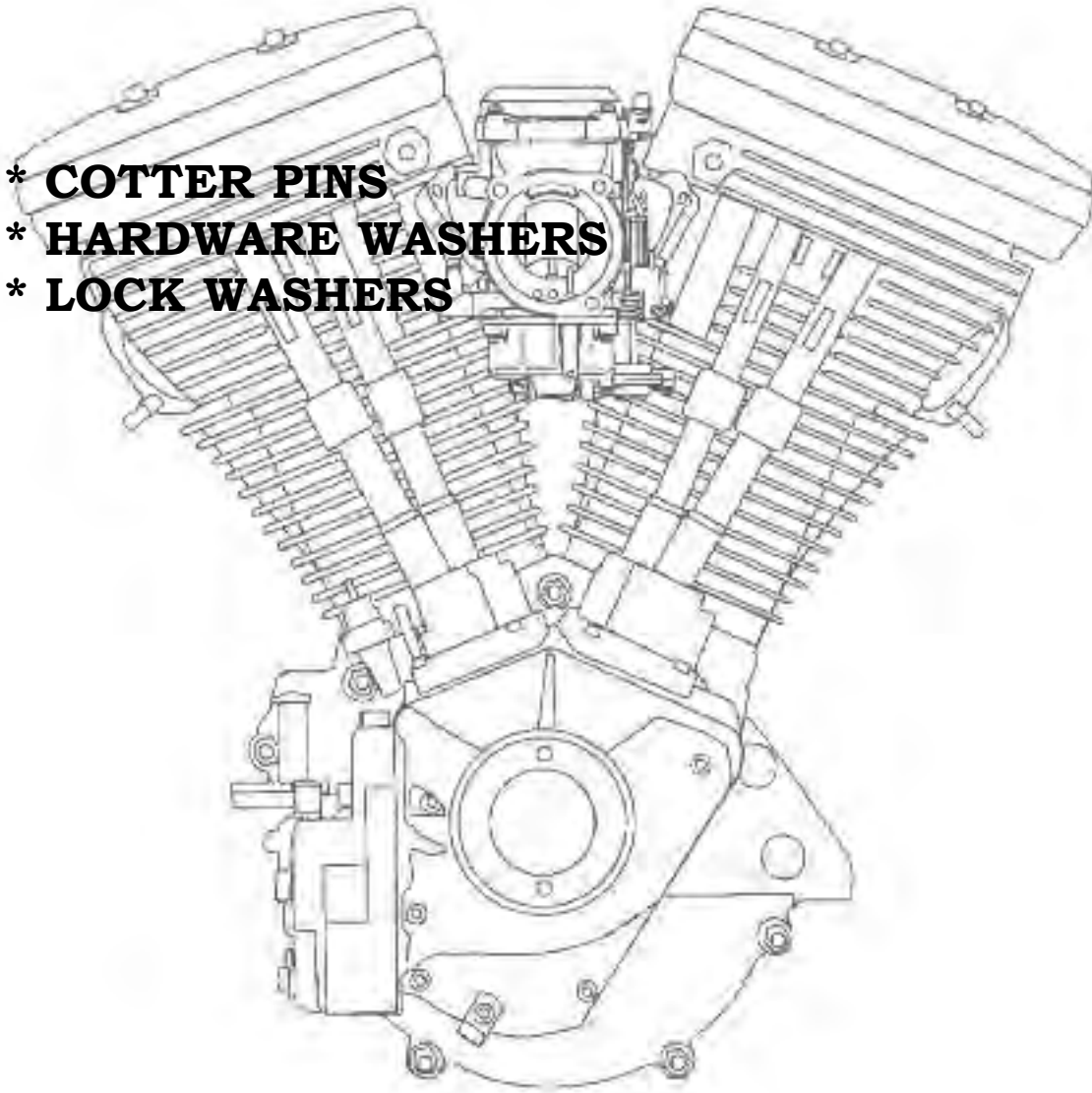
33031-80
33031-82
33031-91
33031-93
33031-98
33031-99

DESCRIPTION

GASKET SET (COMPLETE) ****4-SPEED**** BIG TWIN L/1979-1982
GASKET SET (COMPLETE) ****5-SPEED**** BIG TWIN 1980-E/1984
GASKET SET (COMPLETE) (DYNA & FXDB-S) BIG TWIN 1991-1999
GASKET SET (COMPLETE) (FLT, FXR, DYNA, & SOFTAILS) BIG TWIN 1993-1999
GASKET SET (COMPLETE) (FLT) BIG TWIN 2000-PRESENT
GASKET SET (COMPLETE) (DYNA) BIG TWIN 1999-PRESENT

****HARDWARE****

- * **COTTER PINS**
- * **HARDWARE WASHERS**
- * **LOCK WASHERS**




****EASTERN MOTORCYCLE PARTS****

****COTTER PINS****

****BIG TWIN-SPORTSTER****

****MASTER LISTING****




<u>EASTERN NUMBER</u>	<u>REPLACES OEM</u>	<u>DESCRIPTION</u>
35-0091		COTTER PIN KIT, **CONSISTS OF 12 SIZES** (ZINC PLATED) **50 OF EACH SIZE** (1/16 X 1/2"), (9/64 X 1-1/4"), (1/16 X 5/8"), (3/32 X 1-15/16"),(1/16 X 3/4"), (3/32 X 5/8"), (3/32 X 7/8"), (3/32 X 1"), (1/8 X 5/8"), (3/64 X 5/8"), (1/8 X 1-1/4"), (3/16 X 1")
35-0103	510 pk-100	COTTER PINS, **1/16" X 1/2" LONG** **ZINC PLATED**
35-0105	511 pk-100	COTTER PINS, **9/64" X 1-1/4" LONG** **ZINC PLATED**
35-0107	512 pk-100	COTTER PINS, **1/16" X 5/8" LONG** **ZINC PLATED**
35-0109	513 pk-100	COTTER PINS, **3/32" X 1-15/16" LONG** **ZINC PLATED**
35-0113	515 pk-100	COTTER PINS, **1/16" X 3/4" LONG** **ZINC PLATED**
35-0127	528 pk-100	COTTER PINS, **3/32" X 5/8" LONG** **ZINC PLATED**
35-0131	531 pk-100	COTTER PINS, **3/32" X 7/8" LONG** **ZINC PLATED**
35-0135	534 pk-100	COTTER PINS, **3/32" X 1" LONG** **ZINC PLATED**
35-0147	550 pk-100	COTTER PINS, **1/8" X 5/8" LONG** **ZINC PLATED**
35-0149	551 pk-100	COTTER PINS, **3/64" X 5/8" LONG** **ZINC PLATED**
35-0153	559 pk-100	COTTER PINS, **1/8" X 1-1/4" LONG** **ZINC PLATED**
35-0159	566 pk-100	COTTER PINS, **3/16" X 1" LONG** **ZINC PLATED**
35-0163	pk-100	COTTER PINS, **1/8" X 3/4" LONG** **ZINC PLATED**
35-0167	pk-100	COTTER PINS, **1/8" X 1" LONG** **ZINC PLATED**

****EASTERN MOTORCYCLE PARTS****

****LOCK WASHERS****

****REGULAR AND STAR****

****INTERNAL, EXTERNAL, COUNTERSUNK****



****ALL WASHERS ARE SOLD IN PACKS OF 100****

****EXCEPT FOR KITS****

<u>EASTERN NUMBER</u>	<u>REPLACES OEM</u>	<u>DESCRIPTION</u>
35-0190		LOCK WASHER KIT, **INTERNAL ONLY** (CONSISTS OF 12-SIZES) *50 OF EACH SIZE* (#-6), (#-8), (#-10), (#-12), (1/4"), (5/16"), (1/2"), (3/8"), (7/16"), (3/4"), (11/16"), (5/8")
35-0193		LOCK WASHER KIT, **EXTERNAL, I-E, & C/S** (CONSISTS OF 14-SIZES) **50 OF EACH** (#-4 EX), (#-8 EX), (#-8 I-E), (#-10 EX), (1/4" EX), (1/4" I-E), (1/4" C/S), (5/16" EX), (5/16" C/S), (1/2" EX), (3/8" EX), (3/8" C/S), (3/4" EX), (5/8" EX)
35-0201	6027W	pk-100 LOCK WASHER, (3/8" COUNTERSUNK), **ZINC PLATED**
35-0316	7100	pk-100 LOCK WASHER, (5/16" INTERNAL-EXTERNAL), **ZINC PLATED**
35-0318	7101	pk-100 LOCK WASHER, (3/8" INTERNAL-EXTERNAL), **ZINC PLATED**
35-0314	7102	pk-100 LOCK WASHER, (#-10 INTERNAL-EXTERNAL), **ZINC PLATED**
35-0204	7112	pk-100 LOCK WASHER, (#-6 INTERNAL) **ZINC PLATED**
35-0208	7115	pk-100 LOCK WASHER, (#-8 INTERNAL) **ZINC PLATED**
35-0212	7118	pk-100 LOCK WASHER, (#-10 INTERNAL) **ZINC PLATED**
35-0218	7121	pk-100 LOCK WASHER, (#-12 INTERNAL) **ZINC PLATED**
35-0222	7124	pk-100 LOCK WASHER, (1/4" INTERNAL) **ZINC PLATED**
35-0228	7127	pk-100 LOCK WASHER, (5/16" INTERNAL) **ZINC PLATED**
35-0230	7128	pk-100 LOCK WASHER, (9/32" INTERNAL) **ZINC PLATED**
35-0232	7129	pk-100 LOCK WASHER, (1/2" INTERNAL) **ZINC PLATED**
35-0236	7130W	pk-100 LOCK WASHER, (3/8" INTERNAL) **ZINC PLATED**

****CONTINUED NEXT PAGE****

****EASTERN MOTORCYCLE PARTS****

****LOCK WASHERS****

****REGULAR AND STAR****


****INTERNAL, EXTERNAL, COUNTERSUNK****

<u>EASTERN NUMBER</u>	<u>REPLACES OEM</u>	<u>DESCRIPTION</u>
35-0242	7136 pk-100	LOCK WASHER, (7/16" INTERNAL), **ZINC PLATED**
35-0246	7142 pk-100	LOCK WASHER, (3/4" INTERNAL), **ZINC PLATED**
35-0248	7143 pk-100	LOCK WASHER, (#-8 EXTERNAL), **ZINC PLATED**
35-0250	7144 pk-100	LOCK WASHER, (3/4" EXTERNAL), **ZINC PLATED**
35-0266	7145W pk-100	LOCK WASHER, (3/8" EXTERNAL), **ZINC PLATED**
35-0268	7149 pk-100	LOCK WASHER, (11/16" INTERNAL), **ZINC PLATED**
35-0272	7206W pk-100	LOCK WASHER, (#-4 EXTERNAL), **ZINC PLATED**
35-0276	7220 pk-100	LOCK WASHER, (#-10 EXTERNAL), **ZINC PLATED**
35-0280	7229W pk-100	LOCK WASHER, (1/4" INTERNAL- EXTERNAL), **ZINC PLATED**
35-0284	7230 pk-100	LOCK WASHER, (1/4" EXTERNAL), **ZINC PLATED**
35-0286	7231 pk-100	LOCK WASHER, (1/4" COUNTERSUNK), **ZINC PLATED**
35-0288	7232 pk-100	LOCK WASHER, (5/16" EXTERNAL), **ZINC PLATED**
35-0290	7233 pk-100	LOCK WASHER, (5/16" COUNTERSUNK), **ZINC PLATED**
35-0294	7238 pk-100	LOCK WASHER, (1/2" EXTERNAL), **ZINC PLATED**
35-0298	7242 pk-100	LOCK WASHER, (5/8" EXTERNAL), **ZINC PLATED**
35-0312	7315 pk-100	LOCK WASHER, (#-8 INTERNAL-EXTERNAL), **ZINC PLATED**
35-0324	7421 pk-100	LOCK WASHER, (5/8" EXTERNAL), **ZINC PLATED**
REGULAR		
36-0092		LOCK WASHER KIT, **REGULAR** (CONSISTS OF 15-SIZES) **50 OF EACH SIZE** (#-4), (#-6), (#-8), (#-10), (#-12), (1/4"), (5/16"), (5/16" HI-COLLAR), (3/8"), (3/8" HI-COLLAR), (7/16"), (1/2"), (9/16"), (5/8"), (3/4")
36-0114	6560 pk-100	LOCK WASHERS, (3/16" ALUMINUM), **ZINC PLATED**
36-0118	6969 pk-100	LOCK WASHERS, (#-4 REGULAR), **ZINC PLATED**
	7005	
36-0136	6994 pk-100	LOCK WASHERS, (1/2" REGULAR), **CHROME PLATED**
36-0142	6995 pk-100	LOCK WASHERS, (7/16" REGULAR), **CHROME PLATED**
36-0146	6996 pk-100	LOCK WASHERS, (3/8" REGULAR), **CHROME PLATED**
36-0148	6997 pk-100	LOCK WASHERS, (5/16" REGULAR), **CHROME PLATED**
36-0152	6998 pk-100	LOCK WASHERS, (1/4" REGULAR), **CHROME PLATED**
36-0156	6999 pk-100	LOCK WASHERS, (#-10" REGULAR), **CHROME PLATED**
36-0164	7004 pk-100	LOCK WASHERS, (5/16" REGULAR), **BLACK OX**
36-0174	7010 pk-100	LOCK WASHERS, (#-6 REGULAR), **ZINC PLATED**
36-0178	7015 pk-100	LOCK WASHERS, (#-8 REGULAR), **ZINC PLATED**
36-0186	7022 pk-100	LOCK WASHERS, (5/8" REGULAR), **ZINC PLATED**
	7070	
36-0194	7030W pk-100	LOCK WASHERS, (#-12" REGULAR), **ZINC PLATED**
36-0198	7036 pk-100	LOCK WASHERS, (1/4" REGULAR), **ZINC PLATED**
36-0210	7039 pk-100	LOCK WASHERS, (7/16" REGULAR), **ZINC PLATED**
	7055	
36-0214	7041 pk-100	LOCK WASHERS, (5/16" REGULAR), **ZINC PLATED**
36-0218	7042 pk-100	LOCK WASHERS, (5/16" HI-COLLAR), **ZINC PLATED**
36-0226	7043 pk-100	LOCK WASHERS, (3/4" REGULAR), **ZINC PLATED**
	7075	
36-0234	7045 pk-100	LOCK WASHERS, (3/8" HI-COLLAR), **ZINC PLATED**
36-0252	7065 pk-100	LOCK WASHERS, (9/16" REGULAR), **ZINC PLATED**
36-0258	7068 pk-100	LOCK WASHERS, (1/2" REGULAR), **ZINC PLATED**
	7060	
36-0262	7069 pk-100	LOCK WASHERS, (#-10 REGULAR), **ZINC PLATED**
	7021	
36-0284	7130W pk-100	LOCK WASHERS, (3/8" REGULAR), **ZINC PLATED**

****EASTERN MOTORCYCLE PARTS****

****HARDWARE WASHERS****

****BIG TWIN-SPORTSTER****



<u>EASTERN NUMBER</u>	<u>REPLACES OEM</u>	<u>DESCRIPTION</u>
A-5710	5710 pk-25	WASHER (STEEL) **63/64 X 1-1/2 X 5/64 THICK** (ZINC PLATED)
A-6001	6001 pk-25	WASHER (STEEL) **7/16 X 3/4 X 1/32 THICK** (BLACK PHOSPHATE)
A-6002	6002 pk-25	WASHER (STEEL) **5/16 X 5/8 X 1/16 THICK** (BLACK PHOSPHATE)
A-6006	6006 pk-25	WASHER (STEEL) **#4 X 1/4 X 1/32 THICK** (ZINC PLATED)
A-6007	6007 pk-25	WASHER (STEEL) **5/8 X 15/16 X 3/32 THICK** (ZINC PLATED)
A-6010	6010 pk-25	WASHER (STEEL) **3/32 X 15/64 X 1/32 THICK** (ZINC PLATED)
A-6011	6011 pk-25	WASHER (BRASS) **3/32 X 5/16 X 1/32 THICK**
A-6012	6012 pk-25	WASHER (STEEL) **1/2 X 1-3/16 X 1/16 THICK** (ZINC PLATED)
A-6016	6016 pk-25	WASHER (STEEL) **11/32 X 11/16 X 1/16 THICK** (ZINC PLATED)
A-6019	6019 pk-25	WASHER (STEEL) **3/8 X 29/32 X 1/16 THICK** (ZINC PLATED)
A-6026	6026 pk-25	WASHER (STEEL) **3/8 X 7/8 X 1/8 THICK** (ZINC PLATED)
A-6029	6029 pk-25	WASHER (STEEL) **5/32 X 3/8 X 1/32 THICK** (ZINC PLATED)
A-6030	6030 pk-25	WASHER (STEEL) **7/64 X 3/8 X 23/64 THICK** (ZINC PLATED)
A-6033	6033 pk-25	WASHER (STEEL) **3/8 X 9/16 X 1/16 THICK** (ZINC PLATED)
A-6036	6036 pk-25	WASHER (STEEL) **17/64 X 1" X 1/16 THICK** (ZINC PLATED)
A-6042	6042 pk-25	WASHER (STEEL) **3/4 X 1-1/2 X 1/16** (ZINC PLATED)
A-6047	6047 pk-25	WASHER (STEEL) **13/64 X 5/8 X 3/64 THICK** (ZINC PLATED)
A-6048W	6048W pk-25	WASHER (STEEL) **1/8 X 1/4 X 1/32 THICK** (ZINC PLATED)
A-6052	6052 pk-25	WASHER (STEEL) **5/16 X 9/16 X 1/16 THICK** (ZINC PLATED)
A-6053	6053 pk-25	WASHER (NYLON) **3/16 X 7/16 X 1/16 THICK**

****CONTINUED NEXT PAGE****

****EASTERN MOTORCYCLE PARTS****

****HARDWARE WASHERS****

****BIG TWIN-SPORTSTER****


EASTERN NUMBER	REPLACES OEM	DESCRIPTION
A-6054	6054	pk-25 WASHER (NYLON) **3/16 X 9/16 X 1/16 THICK**
A-6055	6055	pk-25 WASHER (STEEL) **47/64 X 25/64 X 1/8 THICK** (ZINC PLATED)
A-6057	6057	pk-25 WASHER (NYLON) **1/2 X 7/8 X 3/16 THICK**
A-6072	6072	pk-25 WASHER (STEEL) **3/8 X 1-1/4 X 5/64 THICK** (ZINC PLATED)
A-6075	6075	pk-25 WASHER (STEEL) **9/64 X 5/16 X 1/32 THICK** (ZINC PLATED)
A-6083	6083	pk-25 WASHER (STEEL) **.505 X 2.005 X .062 THICK** (ZINC PLATED)
A-6092	6092	pk-25 WASHER (STEEL) **3/4 X 1-1/8 X 1/16 THICK** (ZINC PLATED)
A-6099	6099	pk-25 WASHER (STEEL) **1/4 X 7/16 X 1/16 THICK** (ZINC PLATED)
A-6101	6101	pk-25 WASHER (STEEL) **17/64 X 27/64 X 1/16 THICK** (ZINC PLATED)
A-6106	6106	pk-25 WASHER (BAKERLITE) **3/32 X 1/2 X 1/8 THICK**
A-6109	6109	pk-25 WASHER (STEEL) **5/16 X 11/16 X 1/8 THICK** (ZINC PLATED)
A-6113	6113	pk-25 WASHER (STEEL) **1/2 X 13/16 X 1/32 THICK** (ZINC PLATED)
A-6115	6115	pk-25 WASHER (STEEL) **13/32 X 23/32 X 1/16 THICK** (ZINC PLATED)
A-6116	6116	pk-25 WASHER (STEEL) **5/16 X 13/16 X 1/8 THICK** (ZINC PLATED)
A-6119	6119	pk-25 WASHER (STEEL) **1/4 X 9/16 X 1/16 THICK** (ZINC PLATED)
A-6127	6127	pk-25 WASHER (STEEL) **13/32 X 13/16 X 5/64 THICK** (ZINC PLATED)
A-6139	6139	pk-25 WASHER (STEEL) **3/8 X 7/8 X 1/16 THICK** (ZINC PLATED)
A-6147	6147	pk-25 WASHER (STEEL) **3/16 X 21/64 X 1/64 THICK** (ZINC PLATED)
A-6150W	6150W	pk-25 WASHER (STEEL) **#10 X 3/8 X 1/64 THICK** (ZINC PLATED)
A-6161	6161	pk-25 WASHER (STEEL) **7/32 X 3/8 X 1/64 THICK** (ZINC PLATED)
A-6165W	6165W	pk-25 WASHER (STEEL) **3/16 X 3/8 X 1/32 THICK** (ZINC PLATED)
A-6179	6179	pk-25 WASHER (FIBER) **3/16 X 13/32 X 1/32 THICK**
A-6182W	6182W	pk-25 WASHER (STEEL) **3/16 X 7/16 X 1/32 THICK** (ZINC PLATED)
41-0112	6186	pk-25 WASHER (BAKERLITE) **3/16 X 1/2 X 1/8 THICK**
A-6187	6187	pk-25 WASHER (STEEL) **#10 X 9/16 X 1/32 THICK** (ZINC PLATED)
A-6192	6192	pk-25 WASHER (STEEL) **#8 X 7/16 X 3/64 THICK** (ZINC PLATED)
A-6193	6193	pk-25 WASHER (STEEL) **#10 X 15/32 X 1/32 THICK** (ZINC PLATED)
A-6194	6194	pk-25 WASHER (STEEL) **13/64 X 7/16 X 1/64 THICK** (ZINC PLATED)
A-6196	6196	pk-25 WASHER (STEEL) **#8 X 1/4 X .050 THICK** (ZINC PLATED)
A-6197	6197	pk-25 WASHER (STEEL) **#8 X 1/4 X .050 THICK** (ZINC PLATED)
A-6218W	6218W	pk-25 WASHER (COPPER) **1/4 X 7/16 X 1/32 THICK**
A-6220W	6220W	pk-25 WASHER (STEEL) **1/4 X 7/16 X 1/32 THICK** (ZINC PLATED)
C-3005-100	6227	pk-100 FLAT WASHERS **1/4** (CHROME)
A-6228W	6228W	pk-25 WASHER (STEEL) **1/4 X 1/2 X 1/16 THICK** (ZINC PLATED)
A-6229W	6229W	pk-25 WASHER (STEEL) **5/16 X 1-1/6 X 3/64 THICK** (ZINC PLATED)
A-6230	6230	pk-25 WASHER (STEEL) **11/32 X 13/32 X 1/32 THICK** (ZINC PLATED)
A-6235	6235	pk-25 WASHER (STEEL) **1/4 X 23/32 X 1/16 THICK** (ZINC PLATED)
A-6237	6237	pk-25 WASHER (STEEL) **5/16 X 1-1/8 X 5/64 THICK** (ZINC PLATED)
A-6238	6238	pk-25 WASHER (STEEL) **11/32 X 1-1/8 X 5/64 THICK** (ZINC PLATED)
A-6239	6239	pk-25 WASHER (STEEL) **1/4 X 1/2 X 3/32 THICK** (ZINC PLATED)
A-6240	6240	pk-25 WASHER (STEEL) **1/4 X 9/16 X 1/16 THICK** (ZINC PLATED)
A-6242W	6242W	pk-25 WASHER (STEEL) **1/4 X 9/16 X 1/32 THICK** (ZINC PLATED)
A-6248	6248	pk-25 WASHER (STEEL) **1/4 X 3/8 X 1/64 THICK** (ZINC PLATED)
A-6253W	6253W	pk-25 WASHER (STEEL) **1/4 X 3/4 X 3/64 THICK** (ZINC PLATED)
A-6257W	6257W	pk-25 WASHER (STEEL) **1/4 X 1-3/8 X 1/16 THICK** (ZINC PLATED)
A-6261	6261	pk-25 WASHER (RUBBER) **1/4 X 3/4 X 3/32 THICK**
A-6278	6278	pk-25 WASHER (STEEL) **5/16 X 1-7/32 X .125 THICK** (ZINC PLATED)
A-6280	6280	pk-25 WASHER (STEEL) **9/32 X 15/32 X 1/32 THICK** (ZINC PLATED)
A-6288	6288	pk-25 WASHER (STEEL) **17/32 X 25/32 X 1/32 THICK** (ZINC PLATED)
C-3009-100	6299	pk-100 FLAT WASHERS **5/16** (CHROME)
A-6302	6302	pk-25 WASHER (STEEL) **5/16 X 11/16 X 19/32 THICK** (ZINC PLATED)

****CONTINUED ON NEXT PAGE****

****EASTERN MOTORCYCLE PARTS****

****HARDWARE WASHERS****

****BIG TWIN-SPORTSTER****



<u>EASTERN NUMBER</u>	<u>REPLACES OEM</u>	<u>DESCRIPTION</u>
A-6314W	6314W pk-25	WASHER (STEEL) **21/64 X 9/16 X 1/8 THICK** (ZINC PLATED)
A-6316HW	6316HW pk-25	WASHER (STEEL) **5/16 X 5/8 X 1/16 THICK** (ZINC PLATED)
A-6317	6317 pk-25	WASHER (NYLON) **3/4 X 1-1/2 X 1/32 THICK**
A-6320	6320 pk-25	WASHER (STEEL) **5/16 X 11/16 X 1/16 THICK** (ZINC PLATED)
A-6324W	6324W pk-25	WASHER (STEEL) **5/16 X 11/16 X 3/32 THICK** (ZINC PLATED)
A-6327	6327 pk-25	WASHER (STEEL) **5/16 X 15/16 X 1/16 THICK** (ZINC PLATED)
A-6327B	6327B pk-25	WASHER (STEEL) **5/16 X 3/4 X 3/64 THICK** (ZINC PLATED)
A-6329	6329 pk-25	WASHER (STEEL) **5/16 X 7/8 X 5/64 THICK** (ZINC PLATED)
A-6330	6330 pk-25	WASHER (STEEL) **5/16 X 11/16 X 3/32 THICK** (ZINC PLATED)
A-6332B	6332B pk-25	WASHER (STEEL) **5/16 X 15/16 X 3/64 THICK** (ZINC PLATED)
A-6333	6333 pk-25	WASHER (STEEL) **5/16 X 7/8 X 5/64 THICK** (ZINC PLATED)
A-6334	6334 pk-25	WASHER (STEEL) **7/16 X 15/16 X 1/8 THICK** (ZINC PLATED)
A-6334A	6334A pk-25	WASHER (STEEL) **7/16 X 29/32 X 1/16 THICK** (ZINC PLATED)
A-6335	6335 pk-25	WASHER (STEEL) **#4 X 5/16 X 1/32 THICK** (ZINC PLATED)
A-6336B	6336B pk-25	WASHER (STEEL) **5/16 X 15/16 X 3/16 THICK** (ZINC PLATED)
A-6338	6338 pk-25	WASHER (STEEL) **5/16 X 15/16 X 1/64 THICK** (ZINC PLATED)
A-6340	6340 pk-25	WASHER (STEEL) **13/16 X 1-15/32 X 1/8 THICK** (ZINC PLATED)
A-6341B	6341B pk-25	WASHER (STEEL) **5/16 X 1-1/8 X 3/64 THICK** (ZINC PLATED)
A-6343	6343 pk-25	WASHER (STEEL) **15/32 X 59/64 X 5/64 THICK** (ZINC PLATED)
A-6365	6365 pk-25	WASHER (STEEL) **17/32 X 1-1/8 X 5/64 THICK** (ZINC PLATED)
A-6366	6366 pk-25	WASHER (STEEL) **1/2 X 1-1/4 X 3/32 THICK** (ZINC PLATED)
A-6370	6370 pk-25	WASHER (NYLON) **1/2 X 3/4 X 1/16 THICK**

****CONTINUED NEXT PAGE****

****EASTERN MOTORCYCLE PARTS****

****HARDWARE WASHERS****

****BIG TWIN-SPORTSTER****

<u>EASTERN NUMBER</u>	<u>REPLACES OEM</u>	<u>DESCRIPTION</u>
A-6371	6371	pk-25 WASHER (STEEL) **25/64 X 1" X 3/32 THICK** (ZINC PLATED)
A-6375B	6375B	pk-25 WASHER (STEEL) **3/8 X 9/16 X 1/32 THICK** (ZINC PLATED)
C-3013-100	6377	pk-100 FLAT WASHERS **3/8** (CHROME)
A-6379W	6379W	pk-25 WASHER (STEEL) **3/8 X 5/8 X 3/64 THICK** (ZINC PLATED)
A-6388HB	6388HB	pk-25 WASHER (STEEL) **3/8 X 23/32 X 1/16 THICK** (ZINC PLATED)
A-6395	6395	pk-25 WASHER (STEEL) **3/8 X 13/16 X 1/16 THICK** (ZINC PLATED)
A-6397B	6397B	pk-25 WASHER (STEEL) **13/32 X 13/16 X 1/8 THICK** (ZINC PLATED)
A-6398	6398	pk-25 WASHER (STEEL) **3/8 X 13/16 X 3/32 THICK** (ZINC PLATED)
A-6400HB	6400HB	pk-25 WASHER (STEEL) **3/8 X 13/16 X 7/64 THICK** (ZINC PLATED)
A-6405W	6405W	pk-25 WASHER (STEEL) **7/16 X 1" X 1/8 THICK** (ZINC PLATED)
A-6408HB	6408HB	pk-25 WASHER (STEEL) **25/64 X 1" X 1/8 THICK** (ZINC PLATED)
A-6409	6409	pk-25 WASHER (PLASTIC) **1/2 X 3/4 X 1/32 THICK**
A-6410	6410	pk-25 WASHER (NYLON) **1/4 X 9/16 X 1/16 THICK**
A-6411	6411	pk-25 WASHER (STEEL) **1/4 X 17/32 X 1/16 THICK** (ZINC PLATED)
A-6415B	6415B	pk-25 WASHER (STEEL) **3/8 X 1-1/8 X 3/32 THICK** (ZINC PLATED)
A-6416	6416	pk-25 WASHER (STEEL) **3/8 X 1" X 5/64 THICK** (ZINC PLATED)
A-6417W	6417W	pk-25 WASHER (STEEL) **3/8 X 1-1/8 X 1/8 THICK** (ZINC PLATED)
A-6418B	6418B	pk-25 WASHER (STEEL) **3/8 X 1-1/8 X 11/64 THICK** (ZINC PLATED)
A-6440	6440	pk-25 WASHER (STEEL) **13/32 X 5/8 X 1/32 THICK** (ZINC PLATED)
A-6440B	6440B	pk-25 WASHER (BRASS) **13/32 X 5/8 X 1/32 THICK**
A-6443HW	6443HW	pk-25 WASHER (STEEL) **1/4 X 5/8 X 1/16 THICK** (ZINC PLATED)
A-6448HB	6448HB	pk-25 WASHER (STEEL) **3/8 X 13/16 X 3/32 THICK** (ZINC PLATED)
A-6460	6460	pk-25 WASHER (STEEL) **7/16 X 21/32 X 1/16 THICK** (ZINC PLATED)
C-3017-100	6466	pk-100 FLAT WASHERS **7/16** (CHROME)
A-6466W	6466W	pk-25 WASHER (STEEL) **7/16 X 3/4 X 1/64 THICK** (ZINC PLATED)
A-6469HW	6469W	pk-25 WASHER (STEEL) **7/16 X 3/4 X 1/8 THICK** (ZINC PLATED)
A-6473	6473	pk-25 WASHER (STEEL) **29/64 X 51/64 X 1/16 THICK** (ZINC PLATED)
A-6473HB	6473HB	pk-25 WASHER (STEEL) **7/16 X 13/16 X 1/16 THICK** (ZINC PLATED)
A-6474	6474	pk-25 WASHER (STEEL) **3/8 X 13/16 X 5/32 THICK** (ZINC PLATED)
A-6475	6475	pk-25 WASHER (BRASS) **7/16 X 13/16 X 1/16 THICK**
A-6481	6481	pk-25 WASHER (STEEL) **15/32 X 13/16 X 9/64 THICK** (ZINC PLATED)
A-6486	6486	pk-25 WASHER (STEEL) **29/64 X 13/16 X 3/32 THICK** (ZINC PLATED)
A-6486HW	6486HW	pk-25 WASHER (STEEL) **7/16 X 13/16 X 3/32 THICK** (ZINC PLATED)
A-6490	6490	pk-25 WASHER (STEEL) **7/16 X 15/16 X 1/8 THICK** (ZINC PLATED)
A-6495HW	6495HW	pk-25 WASHER (STEEL) **7/16 X 15/16 X 1/8 THICK** (ZINC PLATED)
A-6497HW	6497HW	pk-25 WASHER (STEEL) **7/16 X 1-1/8 X 3/64 THICK** (ZINC PLATED)
A-6498	6498	pk-25 WASHER (NYLON) **9/16 X 13/16 X 1/32 THICK**
A-6503	6503	pk-25 WASHER (STEEL) **7/16 X 1" X 1/16 THICK** (ZINC PLATED)
A-6516HW	6516HW	pk-25 WASHER (STEEL) **7/16 X 1-1/8 X 1/8 THICK** (ZINC PLATED)
A-6519	6519	pk-25 WASHER (STEEL) **13/32 X 1-1/32 X 1/8 THICK** (ZINC PLATED)
A-6520	6520	pk-25 WASHER (STEEL) **29/64 X 1-1/8 X 3/32 THICK** (ZINC PLATED)
A-6521W	6521W	pk-25 WASHER (STEEL) **7/16 X 1-1/8 X 3/32 THICK** (ZINC PLATED)
A-6522HB	6522HB	pk-25 WASHER (STEEL) **7/16 X 1-1/8 X 5/32 THICK** (ZINC PLATED)
A-6524	6524	pk-25 WASHER (STEEL) **29/64 X 1-1/8 X 1/64 THICK** (ZINC PLATED)
A-6524W	6524W	pk-25 WASHER (STEEL) **7/16 X 1-1/8 X 1/32 THICK** (ZINC PLATED)
A-6527	6527	pk-25 WASHER (STEEL) **3/64 X 1-7/32 X 29/64 THICK** (ZINC PLATED)
A-6530	6530	pk-25 WASHER (STEEL) **1/2 X 1" X 3/16 THICK** (ZINC PLATED)
A-6543	6543	pk-25 WASHER (STEEL) **31/64 X 3/4 X 1/64 THICK** (ZINC PLATED)
A-6565W	6565W	pk-25 WASHER (STEEL) **1/2 X 3/4 X 3/32 THICK** (ZINC PLATED)

****CONTINUED NEXT PAGE****

****EASTERN MOTORCYCLE PARTS****

****HARDWARE WASHERS****

****BIG TWIN-SPORTSTER****

EASTERN NUMBER	REPLACES OEM	DESCRIPTION
A-6579B	6579B pk-10	WASHER (STEEL) **35/64 X 7/8 X 1/2 THICK** (ZINC PLATED)
A-6590HW	6590HW pk-25	WASHER (STEEL) **1/2 1-1/8 X 3/32 THICK** (ZINC PLATED)
A-6645	6645 pk-25	WASHER (STEEL) **11/32 X 1-1/32 X 1/8 THICK** (ZINC PLATED)
A-6649	6649 pk-25	WASHER (STEEL) **9/16 X 3/4 X 1/2 THICK** (ZINC PLATED)
A-6653A	6653A pk-25	WASHER (STEEL) **5/8 X 1-5/16 X 3/32 THICK** (ZINC PLATED)
A-6655	6655 pk-25	WASHER (STEEL) **5/8 X 1-1/2 X 3/32 THICK** (ZINC PLATED)
A-6662	6662 pk-25	WASHER (STEEL) **9/16 X 1-1/8 X 3/32 THICK** (ZINC PLATED)
A-6663B	6663B pk-25	WASHER (STEEL) **9/16 X 1-1/8 X 3/64 THICK** (ZINC PLATED)
A-6663HB	6663HB pk-25	WASHER (STEEL) **9/16 X 1-1/8 X 1/16 THICK** (ZINC PLATED)
A-6677HB	6677HB pk-25	WASHER (STEEL) **9/16 X 1-1/8 X 3/32 THICK** (ZINC PLATED)
A-6700B	6700B pk-25	WASHER (COPPER) **5/8 X 13/16 X 1/32 THICK**
A-6701	6701 pk-25	WASHER (STEEL) **3/8 X 13/16 X 1/16 THICK** (ZINC PLATED)
A-6702	6702 pk-25	WASHER (STEEL) **5/16 X 11/16 X 1/16 THICK** (ZINC PLATED)
A-6703	6703 pk-25	WASHER (STEEL) **1/4 X 5/8 X 1/16 THICK** (ZINC PLATED)
A-6712B	6712B pk-25	WASHER (STEEL) **5/8 X 15/16 X 3/32 THICK** (ZINC PLATED)
A-6716	6716 pk-25	WASHER (STEEL) **#10 X 1/2 X 3/64 THICK** (ZINC PLATED)
A-6717	6717 pk-25	WASHER (STEEL) **#6 X 3/8 X 3/64 THICK** (ZINC PLATED)
A-6718	6718 pk-25	WASHER (STEEL) **1/2 X 1-1/16 X 3/32 THICK** (ZINC PLATED)
A-6722B	6722B pk-25	WASHER (STEEL) **5/8 X 1-1/8 X 3/32 THICK** (ZINC PLATED)
A-6723	6723 pk-25	WASHER (STEEL) **17/32 X 1-1/2 X 9/64 THICK** (ZINC PLATED)
A-6724	6724 pk-25	WASHER (STEEL) **21/32 X 1-1/6 X 1/16 THICK** (ZINC PLATED)
A-6734	6734 pk-25	WASHER (STEEL) **19/64 X 41/64 X 5/64 THICK** (BLACK PHOSPHATE)
A-6736	6736 pk-25	WASHER (STEEL) **9/32 X 5/8 X 1/16 THICK** (ZINC PLATED)
A-6737	6737 pk-25	WASHER (STEEL) **57/64 X 1-3/64 X 1/32 THICK** (ZINC PLATED)
A-6738	6738 pk-25	WASHER (STEEL) **17/32 X 7/8 X 7/64 THICK** (ZINC PLATED)
A-6758	6758 pk-25	WASHER (STEEL) **3/8 X 37/64 X 7/64 THICK** (ZINC PLATED)
A-6759	6759 pk-25	WASHER (STEEL) **3/16 X 3/8 X 1/32 THICK** (ZINC PLATED)
A-6768	6768 pk-25	WASHER (FIBER) **11/16 X 15/16 X 1/16 THICK** (ZINC PLATED)
A-6771A	6771A pk-25	WASHER (STEEL) **21/64 X 33/64 X 1/16 THICK** (ZINC PLATED)
A-6774	6774 pk-25	WASHER (STEEL) **3/8 X 5/8 X 1/16 THICK** (ZINC PLATED)
A-6780	6780 pk-25	WASHER (STEEL) **11/16 X 29/32 X 1/16 THICK** (ZINC PLATED)
A-6781	6781 pk-25	WASHER (STEEL) **5/16 X 37/64 X 5/64 THICK** (ZINC PLATED)
A-6787	6787 pk-25	WASHER (STEEL) **7/16 X 27/32 X 5/64 THICK** (ZINC PLATED)
A-6788	6788 pk-25	WASHER (STEEL) **5/16 X 1" 1/16 THICK** (ZINC PLATED)
A-6798	6798 pk-25	WASHER (STEEL) **5/16 X 1/2 X 1/32 THICK** (ZINC PLATED)
A-6804	6804 pk-25	WASHER (STEEL) **1/2 X 1-1/16 X 1/16 THICK** (ZINC PLATED)
A-6807W	6807W pk-25	WASHER (STEEL) **1/2 X 3/4 X 1/32 THICK** (ZINC PLATED)
A-6812	6812 pk-25	WASHER (STEEL) **13/32 X 11/16 X 1/16 THICK** (ZINC PLATED)
A-6816	6816 pk-25	WASHER (STEEL) **17/32 X 9/16 X 3/64 THICK** (ZINC PLATED)
A-6817	6817 pk-10	WASHER (STEEL) **23/64 X 1-1/16 X 3/4 THICK** (ZINC PLATED)
A-6846	6846 pk-25	WASHER (STEEL) **29/64 X .335 X 1/32 THICK** (ZINC PLATED)
A-6852	6852 pk-10	WASHER, ENGINE BALANCER **1.120 X .640 X .087** (SOFTAIL) BIG TWIN 2000-PRES.
A-6921B	6921B pk-25	WASHER (STEEL) **1-41/64 X 2-15/32 X 3/32 THICK** (ZINC PLATED)
A-6970	6970 pk-25	WASHER (STEEL) **1/4 X 1/2 X 1/16 THICK** (SPRING)
A-7017	7017 pk-25	WASHER (NYLON) **17/64 X 33/64 X 5/64 THICK**
A-7018	7018 pk-25	WASHER (STEEL) **17/64 X 37/64 X 5/64 THICK** (BLACK PHOSPHATE)
A-7019	7019 pk-25	WASHER (RUBBER) **1/2 X 3/4 X 1/4 THICK**
A-7400HB	7400HB pk-25	WASHER (STEEL) **3/8 X 13/16 X 7/64 THICK** (ZINC PLATED)
40-0250 *	16822-39 pk-10	WASHER (STEEL) **29/64 X 1-3/32 X 13/64 THICK** (ZINC PLATED)


****TOOLS****

- 
- * CAM BUSHING REAMERS
 - * CLUTCH HUB INSTALLER
 - * END PLAY TOOL (TIMKEN BEARINGS)
 - * ENGINE LAPPING TOOLS & REPLACEMENT PARTS
 - * HASTINGS TOOLS
 - * HELI-COIL
 - * MISCELLANEOUS
 - * OUTER RACE PRES PLUGS
 - * PINION BUSHING REAMERS
 - * PISTON PIN LOCK RING INSTALLERS
 - * SPROCKET SHAFT BEARING PULLERS
 - * TRANSMISSION LAP TOOLS AND REPLACEMENT PARTS
 - * VALVE GUIDE INSTALLERS
 - * VALVE GUIDE REAMERS

****EASTERN MOTORCYCLE PARTS****

****MOTOR STANDS****

****BIG TWIN-SPORTSTER****



**EASTERN
NUMBER**
A-96815-46
A-96816-80

**REPLACES
OEM**
96815-46
96816-80

DESCRIPTION
MOTOR STAND, BIG TWIN 1936-1998 ****MADE IN U.S.A.****
MOTOR STAND, SPORTSTER 1954-2003

****EASTERN MOTORCYCLE PARTS****

****HELI-COIL KITS****

****BIG TWIN-SPORTSTER****

****MASTER LISTING****



<u>EASTERN NUMBER</u>	<u>REPLACES HELI-COIL#</u>	<u>DESCRIPTION</u>
70-0110	5523-12	HELI-COIL KIT, SPARK PLUGS, (12MM) **WITH 24 INSERTS**
70-0114	R-482-1	HELI-COIL INSERTS, SPARK PLUGS, (12MM) **1/2" REACH** (PK-6)
70-0116	R-482-2	HELI-COIL INSERTS, SPARK PLUGS, (12MM) **3/4" REACH** (PK-6)
70-0120	5334-14	HELI-COIL KIT, SAVE-A-PLUG, (14MM) **WITH 3 INSERTS**
70-0122	R-5326-14S	HELI-COIL INSERTS, SAVE-A-PLUG, (14MM) ** .307 REACH** (PK-5)
70-0124	R-5326-14N	HELI-COIL INSERTS, SAVE-A-PLUG, (14MM) ** .422 REACH** (PK-5)
70-0126	R-5326-14L	HELI-COIL INSERTS, SAVE-A-PLUG, (14MM) ** .669 REACH** (PK-5)
70-0130	5523-14	HELI-COIL KIT, SPARK PLUGS, (14MM) **WITH 30 INSERTS**
70-0134	R-512	HELI-COIL INSERTS, SPARK PLUGS, (14MM) **3/8" REACH** (PK-6)
70-0136	R-513	HELI-COIL INSERTS, SPARK PLUGS, (14MM) **7/16" REACH** (PK-6)
70-0138	R-513-20	HELI-COIL INSERTS, SPARK PLUGS, (14MM) ** .472 REACH** (PK-6)
70-0142	R-513-13	HELI-COIL INSERTS, SPARK PLUGS, (14MM) **1/2" REACH** (PK-6)
70-0146	R-513-10	HELI-COIL INSERTS, SPARK PLUGS, (14MM) **3/4" REACH** (PK-6)
70-0160	5523-18	HELI-COIL KIT, SPARK PLUGS, (18MM) **WITH 24 INSERTS**
70-0164	R-514-6	HELI-COIL INSERTS, SPARK PLUGS, (18MM) **1/2" REACH** (PK-6)
70-0220	5521-2	HELI-COIL KIT, (8-32X.246 LONG), **WITH 12 INSERTS**
70-0225	R-1185-2	HELI-COIL INSERTS, **8-32X.246 LONG** (PK-12)

****CONTINUED NEXT PAGE****

****EASTERN MOTORCYCLE PARTS****

****HELI-COIL KITS****

****BIG TWIN-SPORTSTER****

****MASTER LISTING****

<u>EASTERN NUMBER</u>	<u>REPLACES HELI-COIL#</u>	<u>DESCRIPTION</u>
70-0230	5521-3	HELI-COIL KIT, (10-24X.285 LONG), **WITH 12 INSERTS**
70-0235	R-1185-3	HELI-COIL INSERTS, **10-24X.285 LONG** (PK-12)
70-0240	5528-3	HELI-COIL KIT, (10-32X.285 LONG), **WITH 12 INSERTS**
70-0245	R-1191-3	HELI-COIL INSERTS, **10-32X.285 LONG** (PK-12)
70-0250	5521-1	HELI-COIL KIT, (12-24X.324 LONG), **WITH 12 INSERTS**
70-0255	R-1185-1	HELI-COIL INSERTS, **12-24X.324 LONG** (PK-12)
70-0260	5521-4	HELI-COIL KIT, (1/4-20X.375 LONG), **WITH 12 INSERTS**
70-0265	R-1185-4	HELI-COIL INSERTS, **1/4-20X.375 LONG** (PK-12)
70-0270	5540-4	HELI-COIL KIT, (1/4-24X.500 LONG) **WITH 12 INSERTS**
70-0275	R-389-4	HELI-COIL INSERTS, **1/4-24X.500 LONG** (PK-12)
70-0280	5528-4	HELI-COIL KIT, (1/4-28X.375 LONG) **WITH 12 INSERTS**
70-0285	R-1191-4	HELI-COIL INSERTS, **1/4-28X.375 LONG** (PK-12)
70-0310	5521-5	HELI-COIL KIT, (5/16-18X.469 LONG) **WITH 12 INSERTS**
70-0315	R-1185-5	HELI-COIL INSERTS, **5/16-18X.469 LONG** (PK-12)
70-0320	5528-5	HELI-COIL KIT, (5/16-24X.469 LONG) **WITH 12 INSERTS**
70-0325	R-1191-5	HELI-COIL INSERTS, **5/16-24X.469 LONG** (PK-12)
70-0330	5521-6	HELI-COIL KIT, (3/8-16X.562 LONG) **WITH 12 INSERTS**
70-0335	R-1185-6	HELI-COIL INSERTS, **3/8-16X.562 LONG** (PK-12)
70-0340	5540-6	HELI-COIL KIT, (3/8-20X.375 LONG) **WITH 6 INSERTS**
70-0345	R-389-6	HELI-COIL INSERTS, **3/8-20X.375 LONG** (PK-6)
70-0350	5528-6	HELI-COIL KIT, (3/8-24X.562 LONG) **WITH 12 INSERTS**
70-0355	R-1191-6	HELI-COIL INSERTS, **3/8-24X.562 LONG** (PK-12)
70-0360	5521-7	HELI-COIL KIT, (7/16-14X.656 LONG) **WITH 6 INSERTS**
70-0365	R-1185-7	HELI-COIL INSERTS, **7/16-14X.656 LONG** (PK-6)
70-0370	5540-7	HELI-COIL KIT, (7/16-16X.656 LONG) **WITH 6 INSERTS**
70-0375	R-389-7-2	HELI-COIL INSERTS, **7/16-16X.656 LONG** (PK-6)
70-0380	5528-7	HELI-COIL KIT, (7/16-20X.656 LONG) **WITH 6 INSERTS**
70-0385	R-1191-7	HELI-COIL INSERTS, **7/16-20X.656 LONG** (PK-6)
70-0430	5521-8-2	HELI-COIL KIT, (1/2-13X.375 LONG) **WITH 6 INSERTS**
70-0435	R-1185-8-2	HELI-COIL INSERTS, **1/2-13X.375 LONG** (PK-6)
70-0440	5528-8-2	HELI-COIL KIT, (1/2-20X.375 LONG) **WITH 6 INSERTS**
70-0445	R-1191-8-2	HELI-COIL INSERTS, **1/2-20X.375 LONG** (PK-6)
70-0470	5528-10-2	HELI-COIL KIT, (5/8-18X.325 LONG) **WITH 6 INSERTS**
70-0475	R-1191-10-2	HELI-COIL INSERTS, **5/8-18X.325 LONG** (PK-6)
70-0510	5407-2	HELI-COIL KIT, (1/8-27, PIPE THREAD) **WITH 12 INSERTS**
70-0515	R-327-2	HELI-COIL INSERTS, **1/8-27, PIPE THREAD** (PK-12)
70-0605	80-125	MICRO DRILL OUT, BOLT & STUD EXTRACTOR, **FOR # 5 & 6** (SOLD EACH)
70-0607	80-164	MICRO DRILL OUT, BOLT & STUD EXTRACTOR, **FOR # 8** (SOLD EACH)
70-0610	80-190	MICRO DRILL OUT, BOLT & STUD EXTRACTOR, **FOR # 10 & 12** (SOLD EACH)
70-0612	80-250	DRILL OUT, BOLT & STUD EXTRACTOR, **FOR 1/4*** (SOLD EACH)
70-0615	80-312	DRILL OUT, BOLT & STUD EXTRACTOR, **FOR 5/16*** (SOLD EACH)
70-0617	80-375	DRILL OUT, BOLT & STUD EXTRACTOR, **FOR 3/8*** (SOLD EACH)
70-0625	80-500	DRILL OUT, BOLT & STUD EXTRACTOR, **FOR 1/2*** (SOLD EACH)
70-0650	80-450	MICRO DRILL OUT KIT, BOLT & STUD EXTRACTOR, **KIT INCLUDES # 5&6,8,10,& 1/4***
70-0660	80-401	DRILL OUT KIT, BOLT & STUD EXTRACTOR, **KIT INCLUDES 1/4", 5/16", 3/8", & 1/2***

****EASTERN MOTORCYCLE PARTS****

****CONNECTING ROD LAPPING TOOL****

****AND****

****REPLACEMENT PARTS****

****BIG TWIN/SPORTSTER/FORTY-FIVE****



****ALL EASTERNS ROD LAPS AND REPLACEMENT PARTS****

****ARE MADE IN THE U.S.A.****

**EASTERN
NUMBER**

**A-96740-80
A-96741-17
A-96742-17
A-96746-36
A-96711-81**

**REPLACES
OEM**

**96740-36
96741-17
96742-17
96746-36**

DESCRIPTION

ROD LAP TOOL, **WITH 2 LAPS** BIG TWIN 1929-PRESENT, SPORTSTER 1952-PRES.
ROD LAP SHAFT ONLY, BIG TWIN 1929-PRESENT, SPORTSTER 1952-PRESENT
LAP HEAD, ROD LAP, **1-1/2" CAST IRON** FORTY-FIVE 1929-1973
LAP HEAD, ROD LAP, **1-5/8" CAST IRON** BIG TWIN 1936-PRES., SPORT. 1952-PRES.
SPANNER WRENCH, **FOR LAPPING TOOLS** BIG TWIN 1930-PRES., SPORT. 1952-1977

5120 HILDA ROAD* BLACKVILLE, S.C. 29817* 803-284-3304

Pg 461

****EASTERN MOTORCYCLE PARTS****


****REAMING TOOLS****

****CAM BUSHING, PINION BUSHING****

****AND ROCKER ARM BUSHING****

****BIG TWIN-SPORTSTER****

****FORTY-FIVE****



REAMERS

94800-94

****ALL EASTERNS REAMING TOOLS****


****ARE MADE IN THE U.S.A.****

<u>EASTERN NUMBER</u>	<u>REPLACES OEM</u>	<u>DESCRIPTION</u>
A-94800-94		CAM BUSHING REAMER **WITH PLATE** SPORTSTER 1991-PRESENT (KENT MOORE# 38871-4) **11/16" REAMER & .748 PILOT**
A-94802-36	94802-36	CAM BUSHING REAMER, **812 REAMER** (IN COVER) BIG TWIN 1936-1969
A-94802-70		CAM BUSHING REAMER, **1.001 REAMER** (IN COVER) BIG TWIN 1970-PRESENT
A-94803-52		CAM BUSHING REAMER, **11/16 REAMER** (1-3-4 CAMS) SPORTSTER 1952-PRESENT
A-94803-67	94803-67	CAM BUSHING REAMER, **1.126 REAMER** (#-2 CAM) SPORTSTER 1952-PRESENT
A-94805-80A		PINION BUSHING REAMER, **9/16 REAMER, 1-3/4" PILOT** BIG TWIN 1958-PRESENT
A-94812-37A	94812-37A	PINION BUSHING REAMER, **5/8 REAMER** SPORT. 1957-1976, FORTY-FIVE 1937-1973
A-94812-80A	94812-77	PINION BUSHING REAMER, **9/16 REAMER** SPORTSTER 1977-1986
A-94812-89		PINION BUSHING REAMER, **9/16 REAMER** SPORTSTER 1986-PRESENT
A-94813-80A		PINION BUSHING REAMER, **11/16 REAMER, 1-1/2" PILOT** BIG TWIN 1941-1954
A-94814-80A		PINION BUSHING REAMER, **9/16 REAMER, 1-3/8" PILOT** BIG TWIN 1955-1957

****EASTERN MOTORCYCLE PARTS****

****VALVE GUIDE REAMERS****


****BIG TWIN-SPORTSTER****



<u>EASTERN NUMBER</u>	<u>REPLACES K-LINE#</u>	<u>DESCRIPTION</u>
H-3830	1116 each	VALVE GUIDE REAMER (.310) SPORTSTER 1957-1985
H-3831	1117 each	VALVE GUIDE REAMER (.311) SPORTSTER 1957-1985
H-3832	1118 each	VALVE GUIDE REAMER (.312) SPORTSTER 1957-1985
H-3833	1176 each	VALVE GUIDE REAMER (.313) SPORTSTER 1957-1985
H-3834	1177 each	VALVE GUIDE REAMER (.314) SPORTSTER 1957-1985
H-3838	1210 each	VALVE GUIDE REAMER (.340) SPORTSTER 1957-1985
H-3839	1119 each	VALVE GUIDE REAMER (.341) SPORTSTER 1957-1985
H-3840	1120 each	VALVE GUIDE REAMER (.342) SPORTSTER 1957-1985
H-3841	1121 each	VALVE GUIDE REAMER (.343) SPORTSTER 1957-1985
H-3842	1122 each	VALVE GUIDE REAMER (.344) SPORTSTER 1957-1985
H-3843	1123 each	VALVE GUIDE REAMER (.345) SPORTSTER 1957-1985
H-3846	1139 each	VALVE GUIDE REAMER (.376) BIG TWIN 1936-1984
H-3847	1193 each	VALVE GUIDE REAMER (.377) BIG TWIN 1936-1984
H-3848	1182 each	VALVE GUIDE REAMER (.378) BIG TWIN 1936-1984
H-3849	1209 each	VALVE GUIDE REAMER (.379) BIG TWIN 1936-1984
H-3850	1194 each	VALVE GUIDE REAMER (.380) BIG TWIN 1936-1984

****EASTERN MOTORCYCLE PARTS****

****OIL AND GAS LINES**** ****AND RELATED PARTS**** ****BIG TWIN-SPORTSTER****



<u>EASTERN NUMBER</u>	<u>REPLACES OEM</u>	<u>DESCRIPTION</u>
A-9992	9992	pk-25 HOSE CLAMPS, **11/32" I.D.** BIG TWIN-SPORTSTER
A-9996	9996	pk-25 HOSE CLAMPS, **7/16" I.D.** BIG TWIN-SPORTSTER
A-10014	10014	pk-25 HOSE CLAMPS, **17/32" I.D.** BIG TWIN-SPORTSTER
A-10020A	10020A	pk-25 HOSE CLAMPS, **11/16" I.D.** BIG TWIN-SPORTSTER
A-10049	10049	pk-25 HOSE CLAMPS, **19/32" I.D.** BIG TWIN-SPORTSTER
A-10067	10067	pk-10 HOSE CLAMPS, **1/4" I.D.** BIG TWIN-SPORTSTER **STAINLESS**
A-10080	10080	pk-10 HOSE CLAMPS, **11/16" I.D.** BIG TWIN-SPORTSTER
A-10086	10086	pk-25 HOSE CLAMPS, **13/16" I.D.** BIG TWIN-SPORTSTER
A-10117	10117	pk-25 HOSE CLAMPS, **1/2" I.D.** BIG TWIN-SPORTSTER
A-10157	10157	pk-10 HOSE CLAMPS, **3/4" I.D.** BIG TWIN-SPORTSTER **STAINLESS**
A-10198	10198	pk-10 HOSE CLAMPS, **5/8" I.D.** BIG TWIN-SPORTSTER**STAINLESS**
A-10198A	10198	pk-25 HOSE CLAMPS, **5/8" I.D.** BIG TWIN-SPORTSTER
E-405		pk-10 MINI CLAMPS (OIL & GAS LINES) **3/16 TO 5/8" ** BIG TWIN-SPORTSTER
A-97087-65A	97087-65A	each HOSE CLAMP CRIMPING PLIERS, **OIL & GAS LINES**
A-97087-KIT	97087-KIT	KIT, HOSE CLAMPS AND PLIERS, **OIL & GAS LINES** KIT INCLUDES: (10) 9992, (10) 9996, (10) 10014, (10) 10020, (10) 10049, (10) 10080, (10) 10086
E-390	kit	PETCOCK KIT, **FATBOB GAS TANKS** BIG TWIN 1936-1965
E-395	each	PETCOCK, (90 DEGREE OUTLET) **CHROME** BIG TWIN 1966-1974, SPORT. 1957-1974
E-401	25ft	FUEL LINE (NYLON BRAIDED) **3/16" ** BIG TWIN-SPORTSTER
E-402	25ft	FUEL LINE (NYLON BRAIDED) **1/4" ** BIG TWIN-SPORTSTER
E-403	25ft	FUEL LINE (NYLON BRAIDED) **5/16" ** BIG TWIN-SPORTSTER
E-404	25ft	FUEL LINE (NYLON BRAIDED) **3/8" ** BIG TWIN-SPORTSTER
E-405	pk-10	MINI CLAMPS (OIL & GAS LINES) **3/16 TO 5/8" ** BIG TWIN-SPORTSTER
E-406	25ft	FUEL LINE (BLACK NEOPRENE) **3/16" ** BIG TWIN-SPORTSTER
E-407	25ft	FUEL LINE (BLACK NEOPRENE) **1/4" ** BIG TWIN-SPORTSTER
E-408	25ft	FUEL LINE (BLACK NEOPRENE) **5/16" ** BIG TWIN-SPORTSTER
E-409	25ft	FUEL LINE (BLACK NEOPRENE) **3/8" ** BIG TWIN-SPORTSTER
V-13-180	each	FUEL FILTER, **1/4 X 2" INCH LONG** BIG TWIN, SPORTSTER, FORTY-FIVE
V-13-181	each	FUEL FILTER, **5/16 X 2" INCH LONG** BIG TWIN, SPORTSTER, FORTY-FIVE
V-13-182	pk-5	FUEL FILTER SCREENS, **FOR #13-180 & 13-181** BIG TWIN, SPORTSTER, FORTY-FIVE

****EASTERN MOTORCYCLE PARTS****

****LAPPING TOOLS****

****ENGINE****



**ENGINE
A-96710-40**



**ENGINE
A-96710-40B**

****CONTINUED NEXT PAGE****

5120 HILDA ROAD* BLACKVILLE, S.C. 29817* 803-284-3304


Pg 465

****EASTERN MOTORCYCLE PARTS****


****LAPPING TOOLS****

****ENGINE, TRANSMISSION****

****COMBINATION****



**TRANSMISSION
96710-77**



**ENGINE & TRANSMISSION
96710-80**

****ALL EASTERNS LAPPING TOOLS AND INDIVIDUAL PARTS****



****ARE MADE IN THE U.S.A.****

<u>EASTERN NUMBER</u>	<u>REPLACES OEM</u>	<u>DESCRIPTION</u>
A-96710-40	96710-40	CRANK CASE LAPPING TOOL, **ENGINE** BIG TWIN 1929-PRES., SPORTSTER 1952-1976
A-96710-40B		CRANK CASE LAPPING TOOL, **ENGINE** BIG TWIN 1929-PRES., SPORTSTER 1952-PRES. INC. EXTRA LAP HEAD AND PILOT: 96718-88 (1.562) FOR SPORTSTER 1987-PRESENT
A-96710-77		TRANSMISSION LAPPING TOOL, BIG TWIN 1936-1977, SPORTSTER 1952-1983
A-96710-78		LAP HEAD, TRANSMISSION, **1.300 CAST IRON** SPORTSTER 1952-1984
A-96710-79		LAP HEAD, TRANSMISSION, **1.870 CAST IRON** BIG TWIN 1936-1977
A-96710-80		ENGINE AND TRANSMISSION **LAPPING TOOL** BIG TWIN 1930-PRES. SPORT. 1954-1977
A-96710-85		LAP HEAD AND PILOT, TRANSMISSION, **1.870 CAST IRON** BIG TWIN 1937-1977
A-96710-87		LAP HEAD AND PILOT, TRANSMISSION, **1.300 CAST IRON** SPORTSTER 1952-1984
A-96710-89		LAP HEAD AND PILOT, ENGINE, **1.562 CAST IRON** SPORTSTER 1987-PRESENT
A-96711-81		SPANNER WRENCH, **FOR LAPPING TOOLS** BIG TWIN 1930-PRES., SPORT. 1952-1977
A-96712-40	96712-40	LAPPING SHAFT ONLY, **ENGINE** (WITH NUTS AND SPACERS) B/T 1930-P., SP. 1952-1977
A-96712-40A		LAPPING SHAFT ONLY, **TRANS.** (WITH NUTS AND SPACERS) B/T 1930-P., SP. 1952-1977
A-96714-40	96713-40 96714-40	DRIVE HANDLE AND ARBOR, **ENGINE & TRANS.** BIG TWIN 1930-PRES., SP. 1952-1976
A-96715-40	96715-40	GUIDE SLEEVE, ENGINE LAPPING TOOL **1-1/2** BIG TWIN 1930-1954
A-96716-40	96716-40	GUIDE SLEEVE, ENGINE LAPPING TOOL **1-3/8** B/T 1955-1957, FORTY-FIVE 1929-1973
A-96717-40	96717-40	LAP HEAD, ENGINE, **1.500 CAST IRON** BIG TWIN 1930-1954
A-96718-40	96718-40	LAP HEAD, ENGINE, **1.375 CAST IRON** BIG TWIN 1955-1957, SPORTSTER 1954-1976
A-96718-58	96718-58	LAP HEAD, ENGINE, **1.750 CAST IRON** BIG TWIN 1958-PRESENT
A-96718-88		LAP HEAD, PINION SHAFT, **1.562 CAST IRON** SPORTSTER 1987-PRESENT
A-96727-56	96727-56A	GUIDE SLEEVE, ENGINE LAPPING TOOLS, **TIMKEN BEARINGS** BIG TWIN 1955-PRES.
A-96728-56	96728-56A	GUIDE SLEEVE, ENGINE LAPPING TOOLS, **TIMKEN BEARINGS** SPORT. 1954-1976
A-96728-77	96728-77	GUIDE SLEEVE, ENGINE LAPPING TOOLS, **TIMKEN BEARINGS** SPORTSTER 1977-PRES
A-96729-77	* 96729-77	PILOT ONLY, SMALL **1.983 OD** TRANSMISSION LAPPING TOOL, BIG TWIN 1936-1977
A-96730-77	* 96729-77	PILOT ONLY, LARGE **1.377 OD** TRANSMISSION LAPPING TOOL, SPORTSTER 1952-1983

****EASTERN MOTORCYCLE PARTS****

****TOOLS****

****BIG TWIN-SPORTSTER****



****CONTINUED NEXT PAGE****

5120 HILDA ROAD* BLACKVILLE, S.C. 29817* 803-284-3304

Pg 467

****EASTERN MOTORCYCLE PARTS****

****TOOLS****

****BIG TWIN-SPORTSTER****



<u>EASTERN NUMBER</u>	<u>REPLACES OEM</u>	<u>DESCRIPTION</u>
A-94455-89	94455-89	SHOCK ABSORBER ADJUSTMENT WRENCH, BIG TWIN 1989-PRESENT
A-94555-55	94555-55A	PINION SHAFT NUT REMOVER, BIG TWIN 1955-1989
A-94630-67	94630-67	WHEEL HUB BEARING LOCK NUT WRENCH, BIG TWIN 1967-1972, SPORT. 1955-1967
A-94635-41A	94635-41A	MAINSHAFT BALL BEARING LOCKNUT WRENCH, **4-SPEED** BIG TWIN 1936-1984
A-94700-52B	94700-52B	SHOCK ABSORBER ADJUSTMENT WRENCH, BIG TWIN-SPORTSTER
A-95960-78	95960-78	CLUTCH HUB PULLER, BIG TWIN-SPORTSTER
A-96015-52	96015-52	SPROCKET SHAFT BEARING PULLER, **TIMKEN BEARINGS** SPORTSTER 1952-1976
A-96015-56A	96015-56A	SPROCKET SHAFT BEARING PULLER, **TIMKEN BEARINGS** BIG TWIN 1955-1969
A-96295-65	96295-65	TIMING HOLE PLUG, CLEAR PLASTIC, BIG TWIN-SPORTSTER
A-96384-39	96384-39	SHIFTER FORK ALIGNING GAUGE, **4-SPEED** BIG TWIN 1936-1978
A-96385-78	96385-78A	SHIFTER FORK ALIGNING GAUGE, **4-SPEED** BIG TWIN 1979-1984
A-96630-19	96630-19	TRUING STAND INDICATORS, BIG TWIN-SPORTSTER
A-96700-38	96700-38	END PLAY GAUGE, **ENGINE & TRANSMISSION** BIG TWIN 1938-1954
A-96780-32A	96780-32A	PISTON PIN LOCK RING INSTALLER, **SPLIT LOCKS** B/T 1936-1948, FORTY-FIVE 32-72
A-96782-58	96782-58	PISTON PIN LOCK RING INSTALLER, (SLEEVE ONLY) **SPIRAL TYPE** B/T-SPORTSTER
A-96785-93		PISTON PIN LOCK RING INSTALLER, BIG TWIN 1984-1999, SPORTSTER 1985-PRES
A-96830-51A	96830-51A	PINION GEAR PULLER, BIG TWIN-SPORTSTER
A-97087-65A	97087-65A	HOSE CLAMP CRIMPING PLIERS, **OIL & GAS LINES** BIG TWIN-SPORTSTER
A-97087-KIT		HOSE CLAMP PLIERS AND CLAMPS **OIL & GAS LINES** BIG TWIN-SPORTSTER KIT INCLUDES: (10) 11/32, (10) 7/16, (10) 17/32, (10) 11/16, (10) 19/32, (10) 13/16

****CONTINUED NEXT PAGE****


5120 HILDA ROAD* BLACKVILLE, S.C. 29817* 803-284-3304

Pg 468

****EASTERN MOTORCYCLE PARTS****

****TOOLS****

****BIG TWIN-SPORTSTER****



<u>EASTERN NUMBER</u>	<u>REPLACES OEM</u>	<u>DESCRIPTION</u>
A-97194-54	97194-54	OUTER RACE PRESS PLUG, **TO INSTALL & REMOVE BEARING RACE** SP. 1954-1976
A-97194-57	97194-57	OUTER RACE PRESS PLUG, **TO INSTALL & REMOVE BEARING RACE** B/T 1955-PRES
A-97194-77	97194-77	OUTER RACE PRESS PLUG, **TO INSTALL & REMOVE BEARING RACE** SP. 1977-PRES
A-97225-55	97225-55	SPROCKET SHAFT INSTALLING TOOL, BIG TWIN 1955-PRESENT
A-97272-60	97272-60	CAM BEARING INSTALLER, BIG TWIN 1958-PRESENT
A-97273-60	97273-60	CAM BEARING INSTALLER, SPORTSTER 1958-1991
A-99003-79	set-3	VALVE GUIDE INSTALLING TOOL, **5/16, 11/32, 3/8** BIG TWIN 1936-1984, SP. 1952-1985
A-99004-79		MAIN DRIVE GEAR INSTALLING TOOL, **4-SPEED** BIG TWIN 1936-1984
A-99005-92		DRIVER HANDLE, **USED ON KENT-MOORE TOOLS 33071, 34734, 39301**
A-99006-92		DRIVER HANDLE, (VALVE GUIDES) USED ON KENT-MOORE TOOLS 33871, 34643, 34731
A-99007-92		MAIN DRIVE GEAR BEARING & SEAL INSTALLER, **5-SPEED**
A-99011-92		VALVE GUIDE INSTALLER, **USE DRIVER # 99006-92** SPORTSTER 1957-1985

****CONTINUED NEXT PAGE****


5120 HILDA ROAD* BLACKVILLE, S.C. 29817* 803-284-3304

Pg 469

****EASTERN MOTORCYCLE PARTS****

****TOOLS****

****BIG TWIN-SPORTSTER****



EASTERN NUMBER

A-99012-92
A-99015-92
A-99020-92
A-99030-94
A-99032-94
A-99200-88
A-99285-93
A-99501-96

REPLACES OEM


kit-3

DESCRIPTION

VALVE GUIDE INSTALLER, **USED FOR SHOULDER LESS GUIDES** BIG TWIN 1985-P.
VALVE GUIDE SEAL INSTALLER, FOR SHOULDER LESS GUIDES B/T 1985-P., SP. 1986-P.
CLUTCH SPRING COMPRESSOR, **DIAPHRAGM CLUTCH** SPORTSTER L/1984-1990
END PLAY TOOL, **TIMKEN BEARINGS** BIG TWIN 1955-PRESENT
END PLAY TOOL, **TIMKEN BEARINGS** SPORTSTER 1977-PRESENT
IGNITION TIMER TOOL, **POINT TYPE** BIG TWIN 1970-1978, SPORTSTER 1971-1978
FRONT FORK BUSHING & SEAL INSTALLER, (F.X.) BIG TWIN 1984-PRES., SP. 1984-P.
SPROCKET SHAFT OUTER RACE BEARING INSTALLER, BIG TWIN-SPORTSTER

****EASTERN MOTORCYCLE PARTS****

****HASTINGS TOOLS****



**EASTERN
NUMBER**



**REPLACES
OEM**

DESCRIPTION

H-1080		FLEXIBLE PICK UP TOOL, (TO PICK UP SMALL PARTS)
H-1106		POCKET MAGNET, **6" LENGTH**
H-1274		SPARK PLUG WIRE GAUGE, (ROUND) **.020 TO .040**
H-1771		SCREW STARTER **STRAIGHT SLOTTED SCREWS**
H-1772		SCREW STARTER **PHILLIPS SCREWS**
H-1773		SCREW STARTER **TROX HEAD**
H-1850		GASKET SCRAPER **1" WIDE, 9" LONG**
H-1859		FELLER GAUGE **25 BLADES, .0015 TO .035**
H-1861		FEELER GAUGE **IGNITION** 16 BLADES
H-1862		FEELER GAUGE, PLUGS & IGNITION


****EASTERN MOTORCYCLE PARTS****

****HASTINGS TOOLS****



****EASTERN MOTORCYCLE PARTS****

****HASTINGS TOOLS****



**EASTERN
NUMBER**



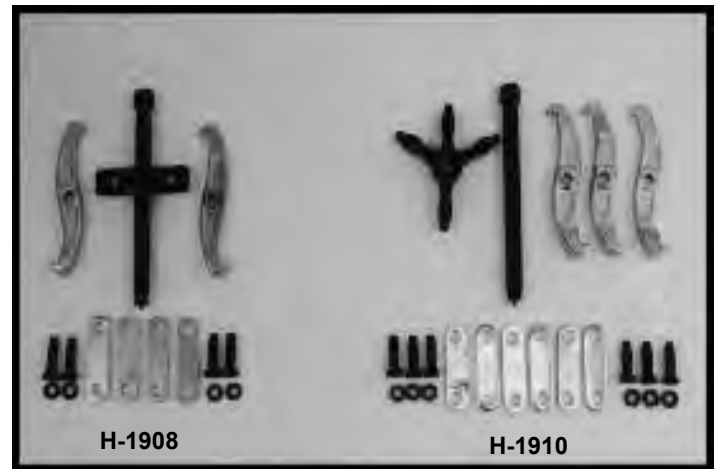


**REPLACES
OEM**

DESCRIPTION

H-1108		CYLINDER WALL DEGLAZER, **2" TO 5" (USES 4" LONG STONES)
H-1126		VALVE GUIDE BRUSH, **5/16"***
H-1127		VALVE GUIDE BRUSH, **3/8"***
H-1255		SPARK PLUG FIRING TESTER
H-1368		CURRENT INDICATOR, **STARTER 80-0-80**
H-1726		COMPRESSOR TEST **POCKET SIZE**
H-1780		CLEANING BRUSH **1-1/8 X 12" LONG**
H-1784		CLEANING BRUSH **5/8 X 12" LONG**
H-1812		SPARK PLUG WIRE AND OHM METER
H-1927		COMPRESSION TESTER **14 & 18MM**
H-1928		VACUUM AND PRESSURE TESTER
H-3183		BAKE CYLINDER HONE, **3/4 TO 3"***


****EASTERN MOTORCYCLE PARTS****

****HASTINGS TOOLS****



****EASTERN MOTORCYCLE PARTS****

****HASTINGS TOOLS****



EASTERN NUMBER


REPLACES OEM

DESCRIPTION

H-1118		TUBE CUTTER(COPPER OR STEEL)
H-1139		STUD REMOVER AND REPLACER, **1/4 TO 3/4**
H-1149		IMPACT DRIVER, **WITH ASSORTED PHILLIPS & STRAIGHT BITS**
H-1149D		IMPACT DRIVER BIT, **#2 PHILLIPS**
H-1149E		IMPACT DRIVER BIT, **#3 PHILLIPS**
H-1149F		IMPACT DRIVER BIT, **#4 PHILLIPS**
H-1179		MIDGET TUBING CUTTER
H-1278		TUBING BENDER, **1/8 X 1/2**
H-1858		NUT SPLITTER **UP TO 3/4 INCH**
H-1901		PULLER **BOLT STYLE**
H-1903		STEERING WHEELER PULLER **BOLT STYLE**
H-1904		TWO JAW PULLER **1/2" TO 4" 3-1/2" REACH
H-1908		TWO JAW PULLER **6" INCH REVERSIBLE** 3-1/2" REACH
H-1910		TWO OR THREE JAW PULLER **7" INCH REVERSIBLE** 3-1/2" REACH
H-1912		THREE JAW PULLER, **4" INCH ADJUSTABLE**
H-1914		TWO JAW PULLER **9' INCH REVERSIBLE** 0 TO 8" INCH REACH

****EASTERN MOTORCYCLE PARTS****

****HASTINGS TOOLS****


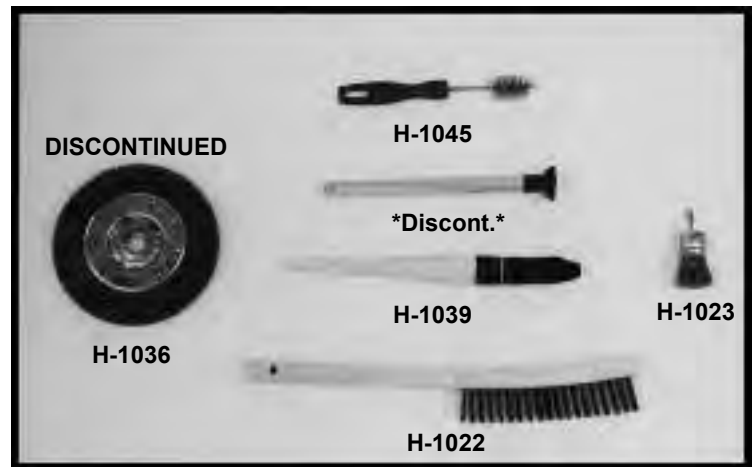



****SOME PARTS LISTED MAY NOT BE SHOWN****

<u>EASTERN NUMBER</u>	<u>REPLACES OEM</u>	<u>DESCRIPTION</u>
H-1013		ALLEN WRENCH SET, **5/64 TO 1/4**
H-1141		TIRE GAUGE, **10 TO 50 LBS**
H-1151		WRENCH SET, (5 SIZES) **1/4 TO 7/8** RATCHETING BOX STYLE
H-1270		ALLEN WRENCH SET, **.050 TO 3/16**
H-1273		SCREW EXTRACTORS, TAPERED FLUTE
H-1344		RE-TREADING DIE SET, COARSE, **1/4 TO 5/8**
H-1345		RE-TREADING DIE SET, FINE, **1/4 TO 5/8**
H-1347		METAL STAMPS, **1/8" NUMBERS**
H-1348		METAL STAMPS, **1/8" LETTERS**
H-1349		METAL STAMPS, **3/16" NUMBERS**
H-1670B		RING BAND ONLY, **2-7/8 TO 3-1/8**
H-1670C		RING BAND ONLY, **3-1/8 TO 3-3/8**
H-1670D		RING BAND ONLY, **3-3/8 TO 3-5/8**
H-1671		HOSE CLAMP PLIERS, SPRING LOCKS
H-1725		BATTERY CELL TESTER
H-1866		FILES, IGNITION POINTS

****EASTERN MOTORCYCLE PARTS****

****HASTINGS TOOLS****



<u>EASTERN NUMBER</u>	<u>REPLACES OEM</u>	<u>DESCRIPTION</u>
H-1006		HACKSAW WITH 10" BLADE
H-1022		WIRE HAND BRUSH, **6" BRUSH**
H-1023		WIRE BRUSH, **1" DIAMETER**
H-1038		WIRE BRUSH, **1" DIAMETER** (KNOTTED END)
H-1039		PARTS CLEANING BRUSH
H-1045		UTILITY & SOCKET CLEANING BRUSH
H-1105		TELESCOPING MIRROR, **2 INCH**
H-1142		VALVE CORE TOOL, **3 IN 1**
H-1143		AIR CHUCK HEAD, **SINGLE FACE**
H-1145		MIDGET HACKSAW, FOR USE OF BROKEN BLADES
H-1150		WRENCH SET, (8 SIZES) **1/4 TO 7/8**
H-1212		HACKSAW BLADE, **12" LONG, 32 TOOTH** (PREMIUM GRADE)
H-1219		WIRE STRIPPER & CRIMPING PLIERS
H-1851		SPARK PLUG PLIERS **SHOCK PROOF**

****EASTERN MOTORCYCLE PARTS****

****CROSS REFERENCE****

****ANDREWS****

<u>ANDREWS NUMBER</u>	<u>EASTERN NUMBER</u>	<u>PAGE NUMBER</u>
201020	74-0716	407
201090	74-0711	407
201094	74-0713	407
201105	74-0705	407
201145	74-0709	407
202160	74-0765	203, 407
203365	74-0720	407
203375	74-0722	407
204260	74-0755	206, 407
204280	74-0758	206, 407
205120	74-0775	203, 405
205340	74-0768	209, 405
206215	74-0760	407
206220	74-0762	207, 208, 407
206330	74-0728	203, 407
206335	74-0730	203, 407
208500	74-0745	206, 208, 412
208650	74-0748	206, 208, 412
208700	74-0750	206, 208, 412
208800	74-0752	206, 412
209750	74-0735	405
209760	74-0737	405
210150	74-0782	408
210250	74-0784	408
210350	74-0786	408
210450	74-0788	408
210550	74-0792	408
210650	74-0794	408
210750	74-0796	408
210850	74-0798	408
212011	74-0224	397
212020	74-0226	397
212030	74-0228	397
212130	74-0272	396
212140	74-0274	396
212150	74-0276	396
212220	74-0236	397
212230	74-0238	397
212240	74-0240	397
212260	74-0243	397
212263	74-0245	397
212267	74-0247	397
212310	74-0216	397
212320	74-0218	397
212330	74-0278	396
212335	74-0220	397
212340	74-0280	396
212350	74-0282	396
212351	74-0249	397
212353	74-0251	397
212358	74-0253	397
212380	74-0252	397
212420	74-0254	397
212430	74-0256	397
212440	74-0258	397
212510	74-0260	397
212520	74-0262	397
212533	74-0261	397

****ANDREWS****

<u>ANDREWS NUMBER</u>	<u>EASTERN NUMBER</u>	<u>PAGE NUMBER</u>
212536	74-0263	397
212539	74-0265	397
212600	74-0266	397
212610	74-0268	397
212620	74-0270	397
212630	74-0284	396
212640	74-0286	396
212650	74-0288	396
212740	74-0208	396
212750	74-0210	396
212760	74-0212	396
212960	74-0338	400
212965	74-0334	400
212970	74-0330	400
212980	74-0332	400
214010	74-0402	403
214014	74-0404	403
214020	74-0406	403
214025	74-0408	403
214040	74-0412	403
214045	74-0414	403
214050	74-0416	403
214055	74-0418	403
214075	74-0422	403
214080	74-0424	403
214085	74-0426	403
214090	74-0428	403
214105	74-0432	403
214110	74-0434	403
214115	74-0436	403
214120	74-0438	403
214135	74-0442	403
214140	74-0444	403
214145	74-0446	403
214150	74-0448	403
214220	74-0452	403
214225	74-0454	403
214230	74-0456	403
214235	74-0458	403
214330	74-0472	403
214335	74-0474	403
214380	74-0398	NEW, 396
237230	74-1204	303
237240	74-1200	303
240030	74-0626	404
240040	74-0645	404
240055	74-0624	404
240060	74-0647	404
250100	74-0580	409
250101	74-0582	409
250200	74-0584	409
250201	74-0586	409
250202	74-0588	409
250300	74-0590	409
250301	74-0592	409
250400	74-0594	409
250401	74-0596	409
251010	74-0832	410

****ANDREWS****

<u>ANDREWS NUMBER</u>	<u>EASTERN NUMBER</u>	<u>PAGE NUMBER</u>
251020	74-0802	410
251050	74-0860	215, 410
251060	74-0856	219, 410
252020	74-0865	215, 410
252040	74-0885	218, 410
253030	74-0880	218, 410
253050	74-0870	215, 410
254710	74-0910	216, 410
254720	74-0808	410
254730	74-0912	216, 410
254740	74-0810	410
254850	74-0812	410
255580	74-0890	218, 410
255620	74-0820	410
258080	74-0845	215, 412
258120	74-0850	215, 412
258190	74-0852	215, 412
259010	74-0875	218, 412
271100	74-0666	405
272110	74-0684	405
273120	74-0670	405
276150	74-0668	405
277160	74-0674	405
288010	74-1401	401
288015	74-1399	50, 401
288020	74-1403	401
288121	74-1301	51, 401
288126	74-1302	51, 401
288131	74-1303	51, 401
288137	74-1304	51, 401
288144	74-1305	51, 401
288150	74-1306	51, 401
288155	74-1307	51, 401
288160	74-1308	51, 401
288167	74-1312	51
290290	74-0150	404
290294	74-0152	404
290300	74-0162	404
290304	74-0160	404
290340	74-0154	404
290344	74-0156	404
291110	74-0350	398
291113	74-0372	398
291117	74-0375	399
291123	74-0373	398
291127	74-0374	398
291130	74-0354	398
291135	74-0376	399
291146	74-0377	399
291150	74-0358	398
291157	74-0382	399
291170	74-0364	398
291179	74-0388	399
291190	74-0368	398
292020	74-0635	404
292025	74-0639	404
292088	74-0652	404
292090	74-0637	404

****EASTERN MOTORCYCLE PARTS****

****CROSS REFERENCE****

****ANDREWS****

****CRANE****

****CRANE****

<u>ANDREWS NUMBER</u>	<u>EASTER NUMBER</u>	<u>PAGE NUMBER</u>	<u>CRANE NUMBER</u>	<u>CRANE NUMBER</u>	<u>PAGE NUMBER</u>	<u>CRANE NUMBER</u>	<u>CRANE NUMBER</u>	<u>PAGE NUMBER</u>
292095	74-0641	404	1-0021	75-0124	414	4-0022	75-0323	418
292110	74-0630	404	1-0022	75-0140	414	4-0030	75-0313	418
292140	74-0632	404	1-0023	75-0109	414	4-0031	75-0319	418
292188	74-0650	404	1-0027	75-0127	414	5-0000	75-0360	418
293115	74-0664	NEW, 405	1-0054	75-0126	414	5-1001	75-0378	419
294150	74-0680	405	1-0056	75-0112	414	5-1002	75-0379	419
296081	74-1110	408	1-0057	75-0128	414	5-1003	75-0381	419
296082	74-1112	408	1-0059	75-0114	414	5-1004	75-0383	419
296085	74-1116	408	1-0060	75-0130	414	5-1100	75-0370	418
296086	74-1118	408	1-0062	75-0116	415	5-1200	75-0396	418
296090	74-1122	408	1-0063	75-0132	415	6-0100	75-0302	418
296091	74-1128	409	1-0064	75-0148	415	7-0000-	75-0225	418
296092	74-1124	409	1-0065	75-0113	414	7-0001-	75-0228	418
296093	74-1130	409	1-0066	75-0129	414	7-0001-	75-0227	418
296110	74-0930	406	1-0067	75-0145	414	9-0010	75-0275	419
296120	74-0932	211, 213, 406	1-0068	75-0115	414	9-0011	75-0267	419
296125	74-0934	211, 213, 406	1-0069	75-0131	414	9-0020	75-0278	419
296220	74-0936	211, 406	1-0070	75-0147	414	9-0021	75-0271	419
296330	74-0940	211, 460	1-0102	75-0183	415	99016-1	75-0264	419
296440	74-0945	211, 406	1-0103	75-0117	415	99018-1	75-0260	419
296445	74-0950	211, 406	1-0104	75-0133	415	99026-1	75-0252	419
296550	74-0954	211, 406	1-0105	75-0149	415	99028-1	75-0248	419
296555	74-0947	211, 406	1-0106	75-0118	415	99405-1	75-0237	419
296585	74-0957	211, 406	1-0107	75-0134	415			
296591	74-0959	211, 406	1-0108	75-0150	415			
296700	74-0975	211, 213, 412	1-1000	75-0160	416			
296800	74-0990	211, 412	1-1001	75-0163	416			
296850	74-0992	211, 412	1-1002	75-0169	416			
296900	74-0994	211, 412	1-1003	75-0165	416			
296910	74-0996	211, 213, 412	1-1100	75-0185	416			
298120	74-0482	402	1-1101	75-0187	417			
298125	74-0483	402	1-1102	75-0189	417			
298140	74-0486	402	1-1103	75-0191	417			
298145	74-0487	402	1-3000	75-0193	51, 417			
298160	74-0490	402	1-3001	75-0195	51, 417			
298165	74-0491	402	3-1100	75-0340	418			
298180	74-0494	402	4-0010	75-0315	418			
298185	74-0495	402	4-0019	75-0317	418			
299102	74-0520	411	4-0020	75-0320	92, 418			
299103	74-0525	411						
299104	74-0535	411						
299105	74-0550	411						
299110	74-0515	411						
299144	74-0540	411						
299155	74-0555	411						
299170	74-0560	221, 412						
299180	74-0565	221, 412						
299900	74-0570	409						
288121G	74-1351	51, 401						

CONTINUED NEXT PAGE

5120 HILDA ROAD* BLACKVILLE, S.C. 29817* 803-284-3304

Pg 479

****EASTERN MOTORCYCLE PARTS****

****CROSS REFERENCE****

****HELI-COIL****

****COMETIC****

****COMETIC****

<u>HELI-COIL NUMBER</u>	<u>HELI-COIL NUMBER</u>	<u>PAGE NUMBER</u>	<u>COMETIC NUMBER</u>	<u>EASTERN NUMBER</u>	<u>PAGR NUMBER</u>	<u>COMETIC NUMBER</u>	<u>EASTERN NUMBER</u>	<u>PAGE NUMBER</u>
5334-14	70-0120	459	C9063	54-1224	445	C9465	54-1412	447
5407-2	70-0510	460	C9064	54-1109	444	C9466	54-1414	447
5521-1	70-0250	460	C9066	54-1128	445	C9468	54-1418	447
5521-2	70-0220	459	C9067	54-1121	445	C9469	54-1420	447
5521-3	70-0230	460	C9068	54-1163	443	C9470	54-1361	443
5521-4	70-0260	460	C9073	54-1010	444	C9472	54-1323	442
5521-5	70-0310	460	C9074	54-1052	442	C9473	54-1321	442
5521-6	70-0330	460	C9075	54-1202	445	C9476	54-1315	442
5521-7	70-0360	460	C9078	54-1206	445	C9477	54-1317	442
5523-12	70-0110	459	C9111	54-1014	444	C9478	54-1367	443
5523-18	70-0160	459	C9112	54-1311	442	C9479	54-1371	443
5528-3	70-0240	460	C9113	54-1313	442	C9582	54-1024	444
5528-4	70-0280	460	C9302-F5	54-7005	47, 426	C9638	54-1028	444
5528-5	70-0320	460	C9303-S5	54-3490	446	C9639	54-1424	447
5528-6	70-0350	460	C9307-S5	54-3483	245, 390, 446	C9640	54-1426	447
5528-7	70-0380	460	C9308-S5	54-3480	446			
5540-4	70-0270	460	C9310-S5	54-3495	446			
5540-6	70-0340	460	C9311-S5	54-3562	77, 446			
5540-7	70-0370	460	C9314-S5	54-3497	442			
80-125	70-0605	460	C9328-S5	54-2524	446			
80-164	70-0607	460	C9331-F5	54-7180	429			
80-190	70-0610	460						
80-250	70-0612	460						
80-312	70-0615	460						
80-375	70-0617	460						
80-401	70-0660	460						
80-450	70-0650	460						
80-500	70-0625	460						
R-327-2	70-0515	460						
R-512	70-0134	459						
R-513	70-0136	459						
R-513-10	70-0146	459						
R-513-13	70-0142	459						
R-513-20	70-0138	459						
R-514-6	70-0164	459						
R1185-1	70-0255	460						
R1185-2	70-0225	459						
R1185-3	70-0235	460						
R1185-4	70-0265	460						
R1185-5	70-0315	460						
R1185-6	70-0335	460						
R1185-7	70-0365	460						
R1185-8-2	70-0435	460						
R1191-10-2	70-0475	460						
R1191-3	70-0245	460						
R1191-4	70-0285	460						
R1191-5	70-0325	460						
R1191-6	70-0355	460						
R1191-7	70-0385	460						
R1191-8-2	70-0445	460						
R389-4	70-0275	460						
R389-6	70-0345	460						
R389-7-2	70-0375	460						
R482-1	70-0114	459						
R482-2	70-0116	459						
R5326-14L	70-0126	459						
R5326-14N	70-0124	459						
R5326-14S	70-0122	459						

EASTERN MOTORCYCLE PARTS

CROSS REFERENCE

OEM NUMBER	EASTERN NUMBER	PAGE NUMBER	OEM NUMBER	EASTERN NUMBER	PAGE NUMBER	OEM NUMBER	EASTERN NUMBER	PAGE NUMBER
11-30	47-0104	6, 421, 434	355-15	A-355-15	7, 121	662-26	A-662-26	8, 108
46-WRTT	A-46-WRTT	6, 125	355-28	A-355-28	7, 121	662-29	A-662-29	8, 108
AA-19	A-AA-19	NEW, 6, 125	355-29	A-355-29	7, 121	662-30	A-662-30	8, 108
DA-709	A-355-15	7, 121	355-30	A-355-30	7, 121	662-34	A-662-34	8, 108
DA-710	A-352-15	6, 123	358	A-358	72, 74, 75, 137	663-26	A-663-26	8
FA-710	A-352-17	6, 123	364-30	A-364-30	NEW, 7, 130, 121	664-26	A-664-26	8
DG630	A-2272-15	8, 201	364-37	A-8010	126, 131	0135	A-7925	8, 130
116-17	E-658-N	6, 143	365-15	A-365-15	7, 126, 130,	1047	A-1047	293
117-23	E-659-N	6, 143	366-36	A-366-36	7, 126, 130,	1210	K-2-759A	378, 382
119-13	A-119-13	NEW, 6, 152, 154	375	A-375	77, 137, 223, 225	1397	A-1397	167
119-15	A-119-15	NEW, 6, 152, 154	377	V-13-200	NEW, 137	1430	A-1430	44
119-17	A-119-17	NEW, 6, 152, 154	413-15	A-413-15	7, 108, 112	1767-W	A-1767W	269
119-23	A-119-23	6, 152, 154,	413-30	A-413-30	7, 108	1864-B	A-1864B	208
122-11	A-122-11	6, 152	413-36	A-413-36	7, 112	2035-15	A-2035-15	8, 277
125-12	A-125-12	6	413-36B	A-413-36B	7, 112	2050-12	A-7991	130, 123
140-17	A-140-17	NEW, 6, 154	413-36C	A-413-36C	7, 112	2163-15	A-2163-15	8
163-29	A-163-29	6, 17, 146	416-17	A-416-17	NEW, 7, 112	2166-26	A-33390-26	156, 237, 267, 269
163-30N	E-639-N	6, 143, 145	416-17B	A-416-17B	NEW, 7, 112	2168-26	A-33455-26	156, 237
165-29	A-165-29	6, 17, 146	416-17C	A-416-17C	7, 112,	2242-38B	A-34427-38	110, 237
165-30N	E-649-N	6, 143, 145	416-25	A-416-25	7, 112,	2242-38C	A-34432-38	110, 237
168-30B	A-18200-30	15, 152, 154	416-25B	A-416-25B	NEW, 7, 112	2265	K-2-759	378, 382
170-30A	A-18221-30	15, 153	416-25C	A-416-25C	NEW, 112	2272-15	A-2272-15	8, 201
171-30	A-18222-30	15, 153	416-30	A-416-30	7, 112	2272-19	A-2272-19	8, 201
180-15	E-655-N	6, 143	416-30B	A-416-30B	7, 112	2272-25	A-2272-25	8, 201
181-21	E-656-N	6, 143	416-30C	A-416-30C	7, 112	2272-31	A-2272-31	8, 201
186-10	A-186-10	6, 152, 154	416-30D	A-416-30D	7, 112	2272-33	A-2272-33	NEW, 8, 201
188-08	A-188-08	6, 152	416-36	A-416-36	7, 112	2274-15	A-2274-15	8, 131
190-11	A-190-11	6	416-36B	A-416-36B	7, 112	2275-15	A-2275-15	NEW, 8, 131
223	A-223	137, 168	416-36C	A-416-36C	7, 112	2275-19	A-2275-19	8, 131
238	A-238	137	416-36D	A-416-36D	7, 112	2275-30	A-2275-30	8, 131
239	A-239	137, 171	416-37	A-416-37	7, 112	2284-25	A-2284-25	8
240	A-240	137, 175	416-37B	A-416-37B	7, 112	2285-25	A-2285-25	8
271	A-271	55, 62, 64, 137	416-37C	A-416-37C	7, 112	2287-17	A-2287-17	9
275	A-275	44, 46, 77, 137	416-37D	A-416-37D	7, 112	2288-17	A-2288-17	9
293-13	A-293-13	6, 108	510	35-0103	350, 449	2291-33	A-35110-33	237
293-13B	A-293-13B	6, 108	511	35-0105	449	2292-33	A-35340-33	237
293-13C	A-293-13C	6, 108	512	35-0107	449	2294-15	A-2294-15	9
293-24	A-293-24	6, 108	513	35-0109	449	2294-41A	A-35344-SET	238
293-24B	A-293-24B	6, 108	515	35-0113	267, 353, 354, 355	2294-41B	A-35341-41	237
293-24C	A-293-24C	6, 108	520-W	35-0153	449	2296-33A	A-35332-33	237
293-31	A-293-31	6, 108	528	35-0127	350, 449	2298-15	A-2298-15	9
293-31B	A-293-31B	6, 108	531	35-0131	449	2300-16	A-2300-16	9, 201
293-31C	A-293-31C	6, 108	534	35-0135	21, 24, 240, 267	2300-32	A-2300-32	9, 201
294-36A	A-294-36A	6, 108	550	35-0147	449	2300-41	A-35613-41C	NEW, 238
294-36B	A-294-36B	6, 108	551	35-0149	449	2305-33	A-35911-33	238
294-36C	A-294-36C	6, 108	559	35-0153	449	2305-39	A-35913-39	238
327	A-327	NEW, 62, 137, 299	566	35-0159	449	2308-16	A-2308-16	9
327-A	A-327A	62, 137, 299	600	A-600	74, 137	2308-16A	A-2308-16A	9
333	A-333	58, 62, 64, 67	601	A-601	50, 137, 227, 233	2308-16B	A-2308-16B	9
334-A	A-334A	96, 98, 137,	604	A-604	74, 137	2308-16C	A-2308-16C	9
335	A-335	225	609	A-609	137, 223, 225, 229	2308-16D	A-2308-16D	9
336	A-336	225	612	A-612	137	2308-16E	A-2308-16E	9
337	A-337	137, 229	613	A-613	137	2308-16F	A-2308-16F	9
348-13	A-348-13	NEW, 6, 125	614	A-614	137	2308-32	A-2308-32	9
348-13T	A-348-13T	NEW, 6, 125	615	A-615	137, 293	2308-33	A-35910-33	238
348-13T	A-348-00T	NEW, 6, 125	620	A-620	137, 293	2309-16	A-2309-16	9
348-15	A-348-15	NEW, 6, 125	623	A-623	137, 293	2309-32	A-2309-32	9
348-30	A-348-30C	6, 126	631	A-631	NEW, 137	2312-16	A-2312-16	9
348-30	A-348-30B	6, 126	634	A-634	137, 225, 229, 231	2312-16B	A-2312-16B	9
348-30	A-348-30	6, 126	660-29	A-660-29	8, 108	2312-16C	A-2312-16C	9
348-36	A-348-36C	6, 126	660-30	A-660-30	8, 108	2312-26	A-36035-26	110
348-36	A-348-36B	6, 126	660-37	A-25595-37	62, 65, 109,	2314-16	A-2314-16	9
348-36	A-348-36	6, 126	660-37A	A-25590-37	59, 62, 109,	2314-16B	A-2314-16B	9
352-13	A-352-13	6, 123	660-37B	A-25588-37	59, 62, 65, 109	2314-16C	A-2314-16C	9
352-15	A-352-15	6, 123	660-37C	A-25586-37	59, 62, 64, 77	2314-41	A-36042-41	110, 238
352-17	A-352-17	6, 123	660-37D	A-25591-37	59, 109	2410-36A	A-36857-36	110
352-25	A-352-25	6, 123	660-37E	A-25593-37	62, 109	2446-33	A-2446-33	NEW
355-10	A-355-10	7, 121	661-37	A-25599-37	59, 109	2459-42	A-37347-42	157
355-13	A-355-13	7, 121	661-37A	A-25601-37A	62, 65, 109,			

EASTERN MOTORCYCLE PARTS

CROSS REFERENCE

OEM NUMBER	EASTERN NUMBER	PAGE NUMBER	OEM NUMBER	EASTERN NUMBER	PAGE NUMBER	OEM NUMBER	EASTERN NUMBER	PAGE NUMBER
2500-19	A-2500-19	NEW, 9	6083	A-6083	453	6334-A	A-6334A	454
2500-19A	A-2500-19A	NEW, 9	6092	A-6092	265, 453	6335	A-6335	454
2500-19B	A-2500-19B	NEW, 9	6099	A-6099	41, 46, 70, 72	6336-B	A-6336B	454
2500-19C	A-2500-19C	NEW, 9	6101	A-6101	453	6338	A-6229W	453
2500-19D	A-2500-19D	NEW, 9	6106	A-6106	453	6338	A-6338	454
2500-19E	A-2500-19E	NEW, 9	6107-B	A-6109	74, 453	6340	A-6340	454
2500-19F	A-2500-19F	NEW, 9	6109	A-6109	74, 453	6341-B	A-6341B	454
2511-12	A-2511-12	9, 154	6113	A-6113	453	6343	A-6343	454
2511-15	A-2511-15	9, 154	6114	A-63858-49	68, 70, 72, 86	6365	A-6365	454
2514-41	A-37458-41	110, 238, 239	6115	A-6115	453	6366	A-6366	454
2516-41A	A-35380-SET	238	6116	A-6116	453	6370	A-6370	454
2520-41	A-37480-41	238, 239, 257	6119	A-6119	453	6371	A-6371	455
2569-15	A-2569-15	NEW, 9	6121	A-6375B	356, 455	6375-B	A-6375B	356, 455
2660	A-2660	126, 121, 123	6127	A-6127	453	6377	A-6377	167, 168, 171
2690-W	L-3-815	296, 298	6139	A-6139	453	6379-W	A-6379W	329, 455
2695-W	Y-21-310	362	6147	A-6147	453	6388	A-6388HB	67, 70, 455
2765	K-2-761	NEW	6150-W	A-6150W	21, 62, 82, 453	6395	A-6395	455
3113-29	A-3113-29	9, 108, 110	6156	A-6156	167, 168	6397-B	A-6397B	70, 455
3250	A-3250	329	6157	A-6157	177	6398	A-6398	455
3452-35	Y-21-908	393	6161	A-6161	453	6400-HB	A-6400HB	206, 455
3570	A-3570	293	6165-W	A-6165W	301, 453	6405-W	A-6405	455
3680	A-3680	339	6179	A-6179	453	6408-HB	A-6408HB	455
4116-30	A-44180-30	110, 354	6182	A-6182W	62, 453	6409	A-6409	455
4116-36	A-44180-36	110, 355	6186	L-3-816	296, 298, 301	6410	A-6410	455
4336-W	K-2-819	263, 265	6186	41-0112	453	6411	A-6411	455
4336-W	K-2-819BLK	NEW, 263, 265	6187	A-6187	453	6415-B	A-6415B	455
4735-16	Y-21-102	NEW, 311	6189-W	A-6189W	293	6416	A-6416	24, 455
4735-29	Y-21-104	NEW, 311	6192	A-6192	46, 453	6417-W	A-6417W	89, 455
4735-30	Y-21-110	9, 311	6193	A-6193	301, 453	6418-B	A-6418B	455
4735-36	Y-21-112	311	6194	A-6194	46, 453	6440	A-6440	455
4735-38A	Y-21-115	311	6196	A-6196	453	6440-B	A-6440B	455
4735-47	Y-21-117	311	6197	A-6197	453	6443-HW	A-6443HW	70, 103, 104, 240
4735-48	Y-21-118	NEW, 311	6218-W	A-6218W	67, 453	6445	A-6445	329
4736-42M	Y-21-106	311	6220-W	J-1-84	340, 350, 353, 354	6448-HW	A-6448HB	455
5051-39	Y-21-604	318	6220-W	A-6220W	67, 353, 354, 355	6460	A-6460	455
5059-39	Y-21-617	318	6227	A-6228W	453	6466-W	A-6466W	83, 89, 455,
5063-39	Y-21-618	318	6228-W	A-6228W	453	6469-HW	A-6469HW	21, 24, 89, 265
5707	A-5707	NEW, 251	6229	A-6229W	453	6473	A-6473	19, 455
5710	A-5710	452	6230	A-6230	453	6473-HB	A-6473HB	455
5756	A-5756	322	6235	A-6235	435	6474	A-6474	455
5995	A-5995	249, 256	6236-B	A-6239	103, 171, 453	6475	A-6475	19, 455
5996	A-5996	249, 256	6237	A-6237	453	6481	A-6481	455
5997	A-5997	249, 256	6238	A-6238	453	6486	A-6486	14, 455
6001	A-6001	83, 452	6239	A-6239	103, 171, 453	6486-HW	A-6486HW	455
6002	A-6002	84, 89, 452	6240	A-6410	455	6490	A-6490	455
6003	A-6003	211, 213, 221	6240	A-6240	453	6495-HW	A-6495HW	21, 24, 89, 455
6005	A-6005	102, 103, 295	6242-W	A-6242W	176, 177, 453	6497-HW	A-6497HW	24, 227, 233, 235
6006	A-6006	452	6245	A-6703	46, 70, 96, 99	6498	A-6498	455
6007	A-6007	223, 225, 452	6248	A-6248	453	6503	A-6503	455
6010	A-6010	452	6253-W	A-6253W	453	6506	A-6506	127
6011	A-6011	452	6257-W	A-6257W	453	6508	A-6508	127
6012	A-6012	452	6261	A-6261	453	6516-HW	A-6516HW	22, 24, 455,
6016	A-6016	70, 72, 84, 85	6278	A-6278	453	6519	A-6519	455
6019	A-6019	72, 74, 452	6280	A-6280	453	6520	A-6520	19, 350, 455,
6026	A-6026	70, 74, 452	6288	A-6288	453	6521-W	A-6521W	22, 24, 89, 455
6027-W	35-0201	450	6302	A-6302	453	6522-HB	A-6522HB	22, 24, 89, 455
6029	A-6029	452	6314-W	A-6314W	74, 454	6524	A-6524	455
6030	A-6030	452	6316-HW	A-6316HW	67, 84, 89, 98	6524-W	A-6524W	22, 24, 90, 455
6033	A-6033	72, 329, 452	6317	A-6317	454	6527	A-6527	455
6036	A-6036	452	6320	A-6320	454	6530	A-6530	455
6042	A-6042	452	6324-W	A-6324W	89, 301, 454	6543	A-6543	455
6047	A-6047	452	6327	A-6327	454	6560	36-0114	451
6048-W	A-6048W	452	6327-B	A-6327B	301, 302, 454	6565-W	A-6565W	455
6052	A-6052	452	6329	A-6333	89, 454	6579-B	A-6579B	456
6053	A-6053	452	6329	A-6329	454	6581	A-6581	167, 168
6054	A-6054	453	6330	A-6330	454	6590-HW	A-6590HW	456
6055	A-6055	453	6332-B	A-6332B	454	6645	A-6645	456
6057	A-6057	453	6333	A-6333	89, 454	6649	A-6649	456
6072	A-6072	453	6334	A-6334	454	6653-A	A-6653A	456
6075	A-6075	453						

EASTERN MOTORCYCLE PARTS

CROSS REFERENCE

OEM NUMBER	EASTERN NUMBER	PAGE NUMBER	OEM NUMBER	EASTERN NUMBER	PAGE NUMBER	OEM NUMBER	EASTERN NUMBER	PAGE NUMBER
6655	A-6655	456	7036	36-0198	67, 70, 96, 99	7925	A-7925	8, 130
6662	A-6677HB	456	7038	K-2-819	263, 265	7926	A-7926	130, 265
6662	A-6662	456	7038	36-0284	67, 70, 74, 265	7974	A-7974	43, 130, 121, 123
6663-B	A-6663B	456	7038	K-2-819BLK	NEW, 263, 265	7977	A-7977	130, 263
6663-HB	A-6663HB	353, 456	7039	36-0210	14, 19, 22, 24	7991	A-7991	130, 123
6677-HB	A-6677HB	456	7041	36-0214	70, 72, 90, 98	7993	35-0558	130, 336, 352
6700-B	A-6700B	456	7042	36-0218	451	8010	A-8010	126, 131
6701	A-6701	70, 74, 271, 456	7043	36-0226	451	8011	A-8011	131, 121
6702	A-6702	70, 84, 90, 240	7044-A	A-7044	77, 160	8025	A-8025	131, 123
6703	A-6703	46, 70, 96, 99	7045	36-0234	19, 102, 206, 298	8026-K	40-0315	NEW, 105
6712	A-6712B	456	7055	36-0210	14, 19, 22, 24	8042	40-0310	NEW, 105
6716	A-6716	100, 302, 352, 456	7060	36-0258	70, 350, 451	8056	A-8056	131
6717	A-6717	456	7065	36-0252	451	8095	A-8095	131, 322, 350, 352
6718	A-6718	456	7068	36-0258	70, 350, 451	8215	A-8215	247, 265
6722-B	A-6722B	456	7069	36-0262	46, 67, 167, 168	8215	A-8215-100	247, 265
6723	A-6723	456	7070	36-0186	352, 353, 451	8216	A-8216	249, 265
6724	A-6724	456	7075	36-0226	451	8216	A-8216-100	249, 265
6734	A-6734	456	7100	35-0316	450	8226	A-8226	241
6736	A-6736	70, 85, 92, 94	7101	35-0318	450	8424	J-1-122	327, 352
6737	A-6737	85, 92, 456	7102	35-0314	450	8485	J-1-120	327, 350
6738	A-6738	171, 456	7112	35-0204	450	8485	A-8485	327
6743	A-6743	295	7115	35-0208	450	8486	A-8486	327
6743-A	A-6743A	295	7118	35-0212	450	8486	J-1-121	327
6750	A-6750	267, 269, 271	7121	35-0218	450	8496	A-8496	327
6752	A-6752	267, 269, 271	7124	35-0222	301, 450	8496	J-1-119	327
6754	A-6754	267, 269	7127	35-0228	98, 99, 450	8524	A-8524	327, 352
6758	A-6758	456	7128	35-0230	450	8532	J-1-124	327, 352
6759	A-6759	456	7129	35-0232	450	8532	A-8532	327, 352
6762-B	A-6762B	19, 22, 32, 82	7130-W	35-0236	249, 450	8852	A-8852	165
6768	A-6768	456	7130-W	36-0284	67, 70, 74, 265	8854	A-8854	165
6769	A-6769	58, 62, 64, 77	7136	35-0242	451	8856-A	A-8856A	55, 165, 238
6770	A-6770	58, 62, 64, 77	7142	35-0246	451	8858	A-8858	165
6771-A	A-6771A	456	7143	35-0248	451	8860	A-8860	165, 249, 265
6774	A-6774	456	7144	35-0250	451	8866	A-8866	165, 167, 168, 172
6780	A-6780	456	7145-W	35-0266	451	8871	A-8871	102, 104, 105
6781	A-6781	456	7149	35-0268	451	8872	A-8872	165, 237, 267
6787	A-6787	456	7206-W	35-0272	451	8873	A-8873	165, 171, 175, 225
6788	A-6788	456	7220	L-3-817	47, 175, 297, 298	8876-A	A-8876A	105, 211, 213, 221
6798	A-6798	456	7220	35-0276	99, 100, 263, 301	8877	A-8877	102, 103, 105
6802	A-6802	265	7229-W	35-0280	451	8878	A-8878	103, 105
6804	A-6804	456	7230	35-0284	99, 451	8879	A-8879	102, 103, 104, 165
6807-W	A-6807W	273, 456	7231	35-0286	451	8880	A-8880	103, 105
6811-W	A-6811W	362	7232	35-0288	451	8881	A-8881	70, 72, 74, 75
6812	A-6443HW	70, 103, 104, 240	7233	35-0290	451	8882	A-8882	105
6812	A-6812	72, 456	7234	35-0276	99, 100, 263, 301	8883	A-8883	102, 104, 105,
6816	A-6816	456	7238	35-0294	451	8884	40-0345	NEW, 105
6817	A-6817	456	7242	35-0298	352, 451	8885	A-8885	105, 251, 253,
6846	A-6846	235, 456	7315	35-0312	451	8888	A-8888	105, 218
6852	A-6852	43, 456	7400-HB	A-7400HB	456	8904	A-8904	105, 211
6860	A-6860	249	7402	A-7402	160	8905	A-8905	105, 206
6921-B	A-6921B	456	7421	35-0324	451	8906	A-8906	105, 206
6969	36-0118	451	7515	35-0580	NEW, 130	8959	40-0320	105
6970	A-6970	456	7628	A-66112-23	374	8963	40-0325	NEW, 105, 231
6994	36-0136	451	7634	L-3-817	47, 175, 297, 298	8965	40-0330	105, 106
6995	36-0142	451	7652	A-7652	329	8968	40-0340	105
6996	36-0146	451	7680-W	35-0432	130	8970	A-8970	105, 231
6997	36-0148	451	7727	A-7727	22, 82	8972	A-8972	41, 42
6998	36-0152	451	7734-W	A-7734W	130, 322	8975	A-8975	105
6999	36-0156	451	7775	35-0532	67, 70, 74, 77	8977	A-8977	74, 105, 221, 223
7004	36-0164	451	7803	A-7803	130, 249	8978	A-8978	105, 223
7005	36-0118	451	7825	35-0546	19, 22, 130	8980	A-8980	105
7010	36-0174	451	7848-W	A-7848W	130, 242, 244	8983	A-8983	50, 106
7015	36-0178	451	7855-W	A-7855W	130, 214	8989	A-8989	43, 106
7017	A-7017	456	7872	A-7872	84, 130	8990	A-8990	50, 106
7018	A-7018	456	7872-B	A-7872B	84, 130	8991	A-8991	43, 106
7019	A-7019	274, 275, 456	7875	A-7872	84, 130	8992-A	A-8992A	106, 231
7021	36-0262	46, 67, 167, 168	7911	A-7911	130, 203, 263	8996	A-8996	74, 106, 221, 225
7022	36-0186	352, 353, 451	7913	A-7913	77, 130, 121	8998	A-8998	74, 106, 223, 225
7030-W	36-0194	451	7916-A	A-7916A	47, 78, 130, 121	9004	A-9004	106, 297

EASTERN MOTORCYCLE PARTS

CROSS REFERENCE

OEM NUMBER	EASTERN NUMBER	PAGE NUMBER	OEM NUMBER	EASTERN NUMBER	PAGE NUMBER	OEM NUMBER	EASTERN NUMBER	PAGE NUMBER
9005	A-9005	106, 297, 298	9128	A-9128	37, 41, 128	9244	A-9244-12	60, 119
9007	A-9007	106, 297, 298, 301	9129	A-9129	37, 41, 128	9245	A-9245-12	60, 119
9008	A-9008	106	9130	A-9130	37, 41, 128	9245	B-45-5-RS	117
9009	A-9009	106	9131	A-9131	37, 41, 128	9246	B-45-6-RS	117
9010	A-9010	106	9132	A-9132	37, 41, 128	9246	A-9246-12	60, 119
9020	A-9020	106, 208	9133	A-9133	37, 41, 128	9247	A-9247	107, 326, 330
9025-A	A-9025	106, 214	9134	A-9134	37, 41, 128	9261	A-9261-12	53, 58, 119
9028	A-9028	37, 41, 106	9135	A-9135	106, 245, 380	9262	A-9262-12	53, 58, 119
9029	A-9029	37, 53, 106	9142	A-9142	72, 74, 129	9263	A-9263-12	53, 58, 119
9030-R	A-8975	105	9143	A-9143	72, 74, 129	9264	A-9264-12	53, 58, 119
9033	A-9033	106, 326	9144	A-9144	72, 74, 129	9265	A-9265-12	53, 58, 119
9037	A-9037	106	9145	A-9145	72, 74, 129	9266	A-9266-12	53, 58, 119
9040	A-9040	106	9146	A-9146	72, 74, 129	9267-A	A-9267A	106, 326, 330
9045	A-9045	37, 41, 53, 106	9147	A-9147	72, 74, 129	9270	A-9270	107, 326, 330
9052	A-9052	106, 326	9148	A-9148	72, 74, 129	9276	A-9276	107, 326, 330
9057	A-9057	77, 106	9149	A-9149	72, 74, 129	9281	A-9281-12	119
9057	40-0300	77	9150-A	B-SP-1-RS	117	9284	A-9284-12	119
9058	A-9058	44, 47, 106	9150-A	B-EV-11	117	9286	A-9286-12	119
9058	40-0305	44, 47, 106	9151	A-9151	74, 106, 174	9287	A-9287-12	119
9061	A-9061	106	9152-A	B-SP-2-RS	117	9301	B-45-1-RS	117
9062	A-9062	96, 98, 106	9152-A	B-EV-12	117	9302	B-45-2-RS	117
9063	A-9063	67, 70, 96, 98	9154-A	B-SP-3-RS	117	9303	B-45-3-RS	117
9064	A-9064	106, 297, 301	9154-A	B-EV-13	117	9304	B-45-4-RS	117
9073	A-9073	99, 106, 249	9155	A-9155	72, 74, 129	9305	B-45-5-RS	117
9075	A-9075-24	118, 237	9156-A	B-SP-4-RS	117	9306	B-45-6-RS	117
9076	A-9076-24	118, 237	9156-A	B-EV-14	117	9321	A-9321-24	60, 119
9076	A-9076	106	9158-A	B-SP-5-RS	117	9322	A-9322-24	60, 119
9077	A-9077-24	102, 103, 104, 118	9158-A	B-EV-15	117	9323	A-9323-24	60, 119
9084	A-9084-88	118, 203, 206	9160-A	B-SP-6-RS	117	9324	A-9324-24	60, 119
9085	A-9085-88	118, 203, 206	9160-A	B-EV-16	117	9325	A-9325-24	60, 119
9086	A-9086-88	118, 203, 206	9171-A	B-74-1-RS	116	9326	A-9326-24	60, 119
9088	A-9088	106, 297, 301	9172-A	B-74-2-RS	116	9415	B-SP-9-RS	117
9090	A-9090-40	118, 237	9173-A	B-74-3-RS	116	9416	B-SP-9-RS	117
9091	A-9091-40	118, 237	9174-A	B-74-4-RS	116	9417	B-SP-7-RS	117
9092	A-9092-40	118, 237	9175-A	B-74-5-RS	116	9418	B-SP-7-RS	117
9095	A-9095-23	118, 214	9176-A	B-74-6-RS	116	9421	A-9421-13	53, 67, 119
9096	A-9096-23	118, 214	9180	B-LATE-2-RS	116	9422	A-9422-13	53, 67, 119
9097	A-9097-23	118, 214	9180	B-EV-2	117	9423	A-9423-13	53, 67, 119
9101-A	B-74-1-RS	116	9181	B-LATE-3-RS	116	9424	A-9424-13	53, 67, 119
9101-A	B-EV-1	117	9181	B-EV-3	117	9425	A-9425-13	53, 67, 119
9101-A	B-EV-11	117	9182	B-LATE-4-RS	116	9426	A-9426-13	53, 67, 119
9102-A	B-74-2-RS	116	9182	B-EV-4	117	9441-A	B-LATE-1-RS	116
9102-A	B-EV-2	117	9183	B-LATE-5-RS	116	9441-A	B-SP-1-RS	117
9102-A	B-EV-12	117	9183	B-EV-5	117	9442-A	B-LATE-2-RS	116
9103-A	B-74-3-RS	116	9184	B-LATE-6-RS	116	9442-A	B-SP-2-RS	117
9103-A	B-EV-3	117	9184	B-EV-6	117	9443-A	B-LATE-3-RS	116
9103-A	B-EV-13	117	9185	B-LATE-7-RS	116	9443-A	B-SP-3-RS	117
9104-A	B-74-4-RS	116	9186	B-LATE-1-RS	116	9444-A	B-LATE-4-RS	116
9104-A	B-EV-4	117	9186	B-EV-1	117	9444-A	B-SP-4-RS	117
9104-A	B-EV-14	117	9198	A-9198	41, 42, 106	9445-A	B-SP-5-RS	117
9105-A	B-74-5-RS	116	9208	42-0112	NEW, 106, 326	9445-A	B-LATE-5-RS	116
9105-A	B-EV-5	117	9209	42-0114	NEW, 106, 326	9446-A	B-LATE-6-RS	116
9105-A	B-EV-15	117	9215	40-0350	106	9446-A	B-SP-6-RS	117
9106-A	B-74-6-RS	116	9215	42-0109	NEW, 106	9450-A	B-LATE-7-RS	116
9106-A	B-EV-6	117	9220	A-9220-28	118	9540-A	A-9540A	119, 241
9106-A	B-EV-16	117	9221	A-9221-28	119	9541-A	A-9541A	119, 241
9110	A-9110	37, 41, 128	9222	A-9222-28	119	9542-A	A-9542A	111, 241
9114	A-9114	106, 227, 233	9223	A-9223-28	119	9837	A-9837	235
9115	A-9115	106, 227, 233	9224	A-9224-28	119	9856	37-0111	313
9118	A-9118	106, 214	9225	A-9225-28	119	9857	37-0115	313
9119-A	A-9119A	72, 74, 129, 162	9226	A-9226-28	119	9858	37-0117	313
9120	A-9120	37, 41, 128	9231	41-0111	NEW, 106	9859	37-0119	313
9121	A-9121	37, 41, 128	9241	A-9241-12	60, 119	9862	37-0133	313
9122	A-9122	37, 41, 128	9241	B-45-1-RS	117	9863	37-0135	314
9123	A-9123	37, 41, 128	9242	A-9242-12	60, 119	9864	37-0137	314
9124	A-9124	37, 41, 128	9242	B-45-2-RS	117	9865	37-0139	314
9125	A-9125	37, 41, 128	9243	A-9243-12	60, 119	9866	37-0153	314
9126	A-9126	37, 41, 128	9243	B-45-3-RS	117	9868	37-0157	314
9127	A-9127	37, 41, 128	9244	B-45-4-RS	117	9869	37-0159	314

EASTERN MOTORCYCLE PARTS

CROSS REFERENCE

OEM NUMBER	EASTERN NUMBER	PAGE NUMBER	OEM NUMBER	EASTERN NUMBER	PAGE NUMBER	OEM NUMBER	EASTERN NUMBER	PAGE NUMBER
9897	37-0353	314	11119	A-11119	134, 215	11298	A-11298	50, 135
9907	37-0355	314	11120	A-11120	134	11301	A-11301	50, 135
9992	A-9992	394, 464	11121	A-11121	163	11302	A-11302	163
9996	A-9996	394, 464	11123	A-11123	134	11304	A-11304	163
10001	A-10001	308, 362	11124	A-11124	77, 78, 132	11312-K	A-11312K	135
10014	A-10014	24, 77, 78, 84	11125	A-11125	134	11314-K	A-11314K	135
10020-A	A-10020A	394, 464	11132	A-11132	32, 84, 85, 88	11317	41-0147	78, 159
10038	A-10049	394, 464	11133	A-11133	134	11319-A	A-11319A	163, 235
10049	A-10049	394, 464	11133-A	A-11133A	84, 132	11324	44-0130	135
10067	A-10067	394, 464	11139	A-11139	70, 72, 135	11326	A-11326	135
10080	A-10080	70, 74, 75, 77	11140	A-11140	41, 42, 135, 229	11331-K	A-11331K	135
10086	A-10086	394, 464	11143	A-11143	163	11335-K	A-11335K	163
10117	A-10117	78, 394, 464,	11145	A-11145	85, 88, 92, 135	11342	A-11342	163, 235
10157	A-10157	394, 464	11147	A-11147	135, 245, 380	11345	44-0110	135, 392
10198	A-10198A	394, 464	11148	A-11148	132	11355-K	A-11355K	163
10198	A-10198	394, 464	11150	A-11150	163, 227, 233, 235	11360	42-0104	163, 275
10957	44-0305	102, 134	11155	A-11155	163	11361	A-11361	135
10969	44-0135	NEW, 134	11156	A-11156	135	11363-K	A-11363K	163
10984	42-0102	NEW, 162	11157	A-11157	32, 50, 85, 92	11377	A-11377	135
10991	A-10991	162, 213	11158	A-11158	163	11379	A-11379	163
10996	44-0140	NEW, 134	11159	A-11159	10, 135	11389	42-0105	163
10998	A-10998	162, 225, 229, 231	11160-A	A-11160A	37, 41, 128, 163	11390	A-11390	163
11000	A-11000	162, 241	11161	A-11161	74, 163, 221, 225	11461	A-11461	163
11002	A-11002	47, 162, 168, 171	11162	A-11162	135	11494	A-11494	50, 163
11004	A-11004	162, 301	11164	A-11164	163, 251	11573	A-11573	135
11005	A-11005	162, 249	11165	A-11165	132, 211, 221, 225	11575	42-0115	NEW, 163
11006	A-11006	162, 215	11166	A-11166	135	11599	40-0160	213
11007	A-11007	37, 162	11167	A-11167	92, 135	11621	44-0100	135
11012	A-11012	162	11168	A-11168	92, 135	11625	44-0120	135
11013	A-11013	162	11170	A-11170	135	11631	44-0125	NEW, 135
11015	A-11015	162	11171	A-11171	74, 102, 103, 135	11730-A	A-11730A	131, 251, 253, 256
11016	A-11016	162, 227, 233, 235	11172	A-11172	77, 135	11735-B	A-11735B	251, 253, 256
11019	A-11019	162, 223, 225, 274	11173	A-11173	135	11752	A-11752	253, 256
11020	A-11020	162, 223, 225, 229	11174	A-11174	135	11765-Y	A-11765Y	253
11027	A-11027	162	11175	A-11175	163	11887	40-0149	NEW, 123
11031	A-11031	50, 162, 265, 274	11176	A-11176	94, 135	12002	A-12002	132
11035	A-11035	162	11177	A-11177	74, 163	12010	A-12010	132, 271
11036	A-11036	162, 267, 271, 273	11177-A	A-11177A	74, 75, 163	12013	A-12013	132, 206, 211
11037	A-11037	162	11178	A-11178	135, 223, 225, 228	12013-A	A-12013A	132, 206, 211
11039	A-11039	96, 98, 162, 269	11179	A-11179	135, 225, 229, 231	12014	A-12014	132, 241
11041	A-11041	96, 98	11180	A-11180	163, 215	12018	A-12018	132
11045	A-11045	162, 251	11182	A-11182	102, 163	12021	A-12021	132, 215
11046	A-11046	162, 251, 253	11183	A-11183	102, 163	12022	A-12022	132, 206
11048	A-11048	162	11185	A-11185	163, 274	12023	A-12023	10, 132
11052	A-11052	162, 249	11187	A-11187	74, 135	12026	A-12026	37, 132
11053	A-11053	162, 249	11188	A-11188	74, 135	12026-B	A-12026B	37, 132
11057	A-11057	163, 223	11190	A-11190	94, 135	12030	A-12030	132, 219
11061-A	42-0100	163	11191	A-11191	135	12035	A-12035	132, 211, 213
11063	A-11063	163, 346	11201	A-11201	135	12036	A-12036	132, 176
11067	A-11067	163, 211, 213, 221	11204	A-11204	159	12036-A	A-12036A	132, 176
11083	A-11083	163, 227, 233	11218	A-11218	159	12043	A-12043	10, 132, 223
11085	A-11085	163	11219	A-11219	47, 77, 78, 159	12044	A-12044	132, 223
11093	A-11093	163	11220	A-11220	102, 159	12045	A-12045	132, 227, 233, 235
11096	A-11096	163, 211, 213, 241	11241	A-11241	135, 171	12047	A-12047	132
11096	A-11096A	163, 211, 213, 241	11248	A-11248	102, 163	12049	A-12049	132, 215
11100	A-11100	10, 32, 134	11250	A-11250	163, 253	12050	A-12050	132, 221, 225, 229
11101	A-11101	24, 32, 84, 90	11256	A-11256	29, 135	12051	A-12051	132, 225, 380
11101	A-11101-X	24, 32, 84, 90	11270	A-11270	88, 135	12052-A	A-12052	132, 245, 380
11102	A-11102	134	11271	A-11271	163	12053-A	A-12053A	133, 380
11103	A-11103	134, 215	11272	A-11272	163	12066	A-12066	133, 245, 380
11105	A-11105	10, 47, 70, 72	11273	A-11273	29, 41, 42, 135	12067-A	A-12067A	133, 229, 231
11106	A-11106	67, 70, 134	11282	A-11282	163	12068	A-12068	41, 42, 75, 133
11107	A-11107	10, 134	11286	A-11286	50, 135	12071-K	A-12071K	133
11110	A-11110	10, 92, 134	11288	A-11288	135	12072-01K	A-12072K	133
11113	A-11113	134	11289-A	A-11289	75, 135	12074	43-0200	132
11115	A-11115	10, 134, 203	11290	A-11290	135, 229, 231	12077	43-0205	133
11116	A-11116	102, 103, 104, 134	11291	A-11291	132, 135	14780-00	40-0100	43
11117	A-11117	134	11292	A-11292	135	14781-00	40-0105	43
11118	A-11118	84, 132	11293	A-11293	41, 42, 50, 88	14782-00	40-0110	43, 157

EASTERN MOTORCYCLE PARTS

CROSS REFERENCE

OEM NUMBER	EASTERN NUMBER	PAGE NUMBER	OEM NUMBER	EASTERN NUMBER	PAGE NUMBER	OEM NUMBER	EASTERN NUMBER	PAGE NUMBER
14783-00	40-0115	43	16770-36	L-3-675	19, 421, 434	17027-36T	L-3-207	422, 437
14784-00	40-0120	43	16770-36C	L-3-852	19, 421, 434	17028-36C	L-3-236	423, 438
14785-00	40-0125	43	16770-36T	L-3-851	19, 421, 434	17028-36F	L-3-234	423, 438
14786-00	40-0130	43	16770-48	L-3-677	22, 421, 435	17028-36T	L-3-235	423, 438
14787-00	40-0135	43	16770-48C	L-3-840A	22, 421, 435	17028-48C	48-0352	NEW, 424, 438
14788-00	40-0140	43	16770-48C	L-3-840B	22, 421, 435	17028-48F	48-0354	NEW, 424, 438
16140-87	M-4-4601	182	16770-48T	L-3-840	22, 421, 435	17028-48T	48-0350	NEW, 424, 438
16203-67	A-16203-67	67, 70	16770-66B	L-3-679	24, 421, 435	17029-66A	L-3-245	424, 438
16207-79B	A-16207-79B	37	16770-66B	L-3-841A	24, 421, 435	17029-66C	L-3-246	424, 438
16210-77	K-2-860	67, 70, 386, 428	16770-66C	L-3-841C	24, 421, 435	17029-66F	L-3-244	438
16210-84A	K-2-858	70, 386	16770-66T	L-3-841	24, 421, 435	17029-66T	L-3-243	424, 438
16212-84	K-2-858	70, 386	16770-84D	L-3-657	27, 35, 421, 435	17029-70A	48-0374	NEW, 424, 438
16213-77	K-2-860	67, 70, 386, 428	16770-84T	L-3-854	27, 35, 421, 435	17029-70F	48-0370	NEW, 424, 438
16236-89T	K-2-858	70, 386	16773-85	L-3-659	27, 35, 421, 435	17029-70T	48-0372	NEW, 424, 438
16250-57	V-13-115	386	16774-21	L-3-963	14, 19, 422	17029-80C	L-3-254	424, 438
16250-57	V-13-110	386	16774-57	L-3-956	32, 422	17029-80F	L-3-250	424, 438
16250-57	K-2-869	90, 386, 387	16774-72	L-3-957	32, 422	17029-80T	L-3-252	424, 438
16250-57	K-2-864	90, 386	16774-72R	L-3-964	10, 422	17030-57	L-3-340	424, 439
16251-58	V-13-110	386	16774-86A	L-3-958	27, 35, 422	17030-57C	L-3-342	424, 439
16251-58	K-2-864	90, 386	16775-29	L-3-962	16, 422	17030-57T	L-3-341	424, 439
16446-86A	M-4-4630	35, 185	16775-52	L-3-962B	12, 422	17030-72	L-3-345	424, 439
16447-88	M-4-4640	35, 185	16775-99	47-0135	30, 422, 435	17030-72C	L-3-347	424, 439
16464-57	M-4-4558	32, 184	16775-99T	47-0137	30, 422, 435	17030-72T	L-3-346	424, 439
16464-73B	M-4-4553	32, 184	16776-48	L-3-952	22, 422	17030-73	L-3-350	424, 439
16465-57	M-4-4559	32, 184	16776-63	L-3-954	22, 24, 422	17030-73C	L-3-352	424, 439
16465-73B	M-4-4554	32, 184	16777-48	L-3-953	22, 422	17030-73C	L-3-353	424, 439
16482-83	A-16482-83	27	16777-63	L-3-955	22, 24, 422, 427	17030-73T	L-3-351	424, 439
16482-85	A-16482-85	27, 35	16777-83A	L-3-959	422	17030-86	L-3-365	424, 439, 440
16483-36	M-4-4596	19, 184	16778-84	L-3-515	86, 92, 94, 422	17030-86	L-3-370	424, 440
16483-41	M-4-4567	19, 184	16779-84A	L-3-517	86, 92, 94, 422	17030-86T	54-8200	NEW, 424, 440
16483-48	M-4-4540	183	16787-99	47-0145	30, 422, 435	17030-88A	54-1163	443
16484-55	M-4-4540	183	16787-99T	47-0147	30, 422, 435	17030-88F	L-3-372	424, 439
16485-66B	M-4-4547	24, 183	16822-39	40-0250	NEW, 456	17030-88F	L-3-378	NEW, 424, 439
16490-36	M-4-4597	19, 184	16830-29A	A-16830-29A	16, 206	17030-89	54-1224	445
16492-41	M-4-4568	19, 184	16830-54	A-16830-54	67	17030-91	54-1228	445
16492-48	M-4-4541	183	16830-72	A-16830-72	70	17031-40C	L-3-304	424, 439
16492-66B	M-4-4548	24, 183	16831-30	40-0150	NEW, 19, 22, 24	17031-40T	L-3-302	424, 439
16493-55	M-4-4541	183	16836-78	A-16836-78	24	17032-79	L-3-355	424, 439
16494-78	M-4-4550	24, 183	16836-78C	A-16836-78C	24	17032-79C	L-3-357	424, 439
16495-78	M-4-4551	24, 183	16837-78	40-0152	NEW, 24	17032-79T	L-3-356	424, 439
16498-80A	M-4-4550	24, 183	16852-67A	V-13-108	24, 386	17032-82	L-3-360	424, 439
16499-80A	M-4-4551	24, 183	16853-38	K-2-880	19, 386	17032-82C	L-3-362	424, 439
16510-83A	M-4-4650	27, 185	16853-48	V-13-111	22, 24, 386	17032-82T	L-3-361	424, 439
16573-83	A-16573-83	27, 35, 74, 185	16853-48	V-13-109	24, 386	17032-86B	54-8220	NEW, 424, 440
16574-99	A-16574-99	41, 42	16864-48	A-16864-48	24	17032-91	54-8020	NEW, 423, 438
16583-00A	V-13-205	NEW, 43, 137	17026-40	48-0300	NEW, 422, 437	17032-91F	L-3-380	NEW, 425, 440
16589-99A	V-13-210	41, 42, 137	17026-40	48-0305	NEW, 422, 437	17033-36C	L-3-309	14, 425, 440
16595-99A	A-16595-99A	29, 41, 42	17026-52	L-3-210	422, 437	17033-36T	L-3-308	14, 425, 440
16664-86	L-3-651	35, 421, 434	17026-71A	48-0312	NEW, 422, 437	17033-83A	L-3-325	425, 440
16664-86T	L-3-649	35, 421, 434	17026-71A	48-0310	NEW, 422, 437	17033-83A	L-3-326	425, 440
16665-86	L-3-653	35, 421, 434	17026-72C	48-0316	NEW, 423, 437	17033-83A	L-3-327	425, 440
16665-86T	L-3-654	35, 421, 434	17026-72T	48-0318	NEW, 423, 437	17033-83A	54-1052	442
16681-39	M-4-4700	NEW, 184	17026-73	48-0322	NEW, 423, 437	17033-83A	48-0436	NEW, 425, 440,
16683-39	M-4-4700	NEW, 184	17026-73T	L-3-230	423, 437	17033-83A	48-0438	NEW, 425, 440,
16699-06	42-0300	NEW, 29, 35, 163	17026-73T	48-0320	NEW, 423, 437	17034-38C	L-3-311	425, 440
16768-39C	L-3-848	16, 421, 434	17026-75R	L-3-285	10, 423, 437	17034-38F	L-3-312	425, 440
16768-39T	L-3-847	16, 421, 434	17026-79C	L-3-226	423, 437	17034-38T	L-3-310	425, 440
16769-36C	L-3-850	14, 421, 434	17026-79T	L-3-225	423, 437	17034-48C	L-3-313	425, 440
16769-36T	L-3-849	14, 421, 434	17026-73T	L-3-230	423, 437	17034-48F	L-3-314	425, 440
16769-57A	L-3-843	32, 421, 434	17026-83	48-0328	NEW, 423, 437	17034-48T	L-3-315	425, 440
16769-57C	L-3-843C	32, 421, 434	17026-86	L-3-228	423, 437	17034-66	48-0428	NEW, 425, 440
16769-57T	L-3-842	32, 421, 434	17026-86A	L-3-232	423, 437	17034-66	48-0430	NEW, 425, 440
16769-72A	L-3-844	32, 421, 434	17026-88	L-3-233	423, 437	17034-66	48-0432	NEW, 425, 440
16769-72A	L-3-673	32, 421, 434	17026-88	54-1121	444	17034-66C	L-3-320	425, 440
16769-72T	L-3-844A	32, 421, 434	17026-88	54-8010	NEW, 423, 438	17034-66F	L-3-318	425, 440
16769-73C	L-3-845	32, 421, 434	17026-91	54-8000	NEW, 423, 438	17034-66T	L-3-319	425, 440
16769-73T	L-3-846	32, 421, 434	17026-91	54-1109	444	17034-78C	L-3-322	425, 440
16769-82	L-3-845B	32, 421, 434	17027-04	L-3-379	NEW, 423, 439	17034-78F	L-3-317	425, 440
16769-82C	L-3-845A	32, 421, 434	17027-36C	L-3-208	422, 437	17034-78T	L-3-316	425, 440

EASTERN MOTORCYCLE PARTS

CROSS REFERENCE

OEM NUMBER	EASTERN NUMBER	PAGE NUMBER	OEM NUMBER	EASTERN NUMBER	PAGE NUMBER	OEM NUMBER	EASTERN NUMBER	PAGE NUMBER
17034-78C	L-3-322	425, 440	17475-38	A-17475-38	19, 133	18074-66	E-603	24, 144
17034-78F	L-3-317	425, 440	17475-38	A-17475-38B	19, 133	18074-83A	E-500-N	27, 30, 145
17034-78T	L-3-316	425, 440	17483-57	A-17483-57	90, 154	18075-80	E-603-N	24, 145
17035-83A	L-3-260	425, 438	17500-48A	K-2-765	22, 82, 378, 384	18075-80	E-603-N	24, 145
17035-83A	L-3-267	425, 438	17501-86B	M-4-4530	94, 384	18076-83	E-503-N	27, 145
17035-83A	54-1006	444	17506-66A	M-4-4538	24	18078-80	E-603-C	24, 145
17035-84	54-1010	444	17507-48	L-3-947	22, 82, 425	18080-32	E-614	17, 146
17035-89	54-1014	444	17508-66A	M-4-4538	24	18080-52	E-618	12, 146
17036-91	L-3-339	94, 425	17510-84	M-4-4528	384	18080-52	E-618-N	12, 146
17038-90	L-3-336	86, 425	17516-77B	M-4-4535	84, 384	18080-58A	E-613	146
17038-90	54-1202	445	17517-77B	M-4-4535	84, 384	18080-59R	E-664-N	10, 146
17039-90	L-3-338	92, 425	17518-80	M-4-4536	84, 384	18080-60R	E-616-SS	146
17040-92	48-0440	NEW, 425, 440	17519-80	M-4-4536	84, 384	18080-70R	E-617-SS	146
17040-92	48-0442	NEW, 425, 440	17525-38	K-2-320	80, 384	18081-36	E-610	19, 144
17040-92A	54-1056	442	17527-38	K-2-320	80, 384	18081-36N	E-610-N	19, 145
17041-92A	48-0390	NEW, 425, 438	17528-84A	M-4-4528	384	18082-37	E-619	15, 144
17041-92A	48-0392	NEW, 425, 438	17528-92	M-4-4529	86, 384	18082-37	E-619-N	15, 145
17042-92	L-3-337	86, 425	17529-38	K-2-320	80, 384	18082-57A	E-612	22, 24, 144
17042-92	54-1206	445	17529-92	M-4-4529	86, 384	18082-83	E-510-N	27, 145
17045-99	47-2144	432	17530-84B	M-4-4528	384	18085-99	E-524-N	30, 145
17053-99	54-1024	444	17530-92	M-4-4529	86, 384	18086-80	E-612-N	22, 24, 145
17053-99	54-1028	444	17532-86B	M-4-4530	94, 384	18087-83	E-511-N	27, 145
17324-58	O-6-016	90, 390	17535-38	L-3-711	80, 425	18089-80	E-612-C	22, 24, 145
17324-57B	O-6-009	90, 390	17536-70	L-3-941	32, 90, 425	18094-02	A-18094-02	30, 35, 152
17324-57B	O-6-018	90, 390	17537-38	L-3-713	425	18102-81A	E-379	25, 148
17324-58	O-6-016	90, 390	17539-38	L-3-715	80, 425	18103-81A	E-378	25, 148
17353-86	L-3-525	92, 425	17540-69A	L-3-940	84, 425	18104-81A	E-376	25, 148
17353-89	47-1015	94, 425	17541-48	L-3-944	22, 82, 426	18105-79	A-18105-79	25, 163
17354-86	L-3-527	92, 425	17541-48B	L-3-945	426	18106-81A	E-374	25, 148
17354-89	47-1020	94, 425	17591-99	47-0239	88, 426	18107-81A	E-373	25, 148
17355-84	L-3-530	86, 425	17592-99	47-0243	88, 426	18108-81A	E-372	25, 148
17355-84A	47-1025	86, 425	17611-48A	M-4-4585	22, 82, 138	18109-81A	E-371	25, 148
17355-92	47-1040	NEW, 86, 425	17611-48A	M-4-4587	22, 82, 138	18110-79	E-350	148
17356-84	L-3-532	86, 425	17611-66B	M-4-4533	84, 139	18112-79	E-351	148
17356-84A	47-1030	86, 425	17611-83	M-4-4531	86, 88, 92, 94	18112-92	E-360	27, 30, 35, 148
17358-84	L-3-535	86, 92, 94, 425	17647-48	A-17647-48	22, 82	18114-79	E-352	148
17358-84A	47-1035	86, 92, 94, 425	17896-86	75-0320	92, 418	18115-79	E-353	148
17360-48	M-4-4580	22, 82, 138	17897-86	75-0320	92, 418	18116-79	E-354	148
17360-48	M-4-4585	22, 82, 138	17904-66	A-17904-66	84	18130-83C	E-361	27, 30, 35, 148
17360-66A	M-4-4570	84, 138	17904-66	75-0320	92, 418	18131-83C	E-363	27, 30, 35, 148
17360-83	M-4-4574	86, 88, 92, 94	17918-87	75-0320	92, 418	18133-83A	E-362	27, 30, 35, 148
17375-48	M-4-4582	22, 82, 138	17920-53A	A-17920-53A	84, 140	18138-79A	E-321	25, 82, 147
17375-48	M-4-4587	22, 82, 138	17933-90A	M-4-4530	94, 384	18138-79C	E-320	25, 82, 147
17375-66A	M-4-4572	84, 138	17944-89	A-17944-89	94, 136	18139-79A	E-328	25, 82, 147
17375-83	M-4-4576	86, 88, 92, 94	17947-36	A-17947-36	19, 22, 32, 82	18140-79A	E-326	25, 82, 147
17393-07	44-0500	NEW, 94, 133, 139	17955-36	L-3-805	19, 22, 32, 82	18141-79A	E-324	25, 82, 147
17394-57A	M-4-4590	90, 138	17955-48	L-3-806	22, 82, 84, 426	18143-79A	E-322	25, 82, 147
17395-57A	M-4-4591	90, 138	18000-81	H-3880	24, 150	18165-41	A-18165-41	12, 152
17396-57A	M-4-4592	90, 138	18001-83A	H-3882	27, 30, 33, 35	18165-49	E-431	25, 82, 147
17397-57A	M-4-4593	90, 138	18023-87	E-506-N	35, 146	18167-49	E-432	25, 82, 147
17428-57	A-17428-57	84, 86, 88, 90	18024-87	E-516-N	35, 146	18168-49	E-433	25, 82, 147
17428-57	A-17428-57A	84, 86, 88, 90	18027-80	E-605-N	32, 146	18168-79	E-468	32, 149
17428-72R	A-17428-72R	10, 107, 139	18028-80	E-605-C	32, 146	18170-30	E-570	15, 150
17435-39	A-17435-39	19, 139	18030-86	E-512-N	35, 146	18170-49	E-434	25, 82, 147
17435-39	40-0180	19, 139	18031-86	E-502-N	35, 146	18170-57A	E-465	32, 149
17435-39	40-0170	19, 139	18033-80	E-613-N	146	18171-30	E-571	15, 150
17435-57B	M-4-4534	90, 139	18036-80	E-613-C	146	18171-57A	E-467	32, 149
17438-39	A-17438-39	19, 139	18069-65R	E-607-SS	146	18172-30	E-572	15, 150
17438-39	40-0180	19, 139	18070-32	E-606	16, 146	18172-57A	E-466	32, 149
17438-39	40-0170	19, 139	18070-54	E-608	12, 146	18173-30	E-574	15, 150
17441-39	A-17441-39	19, 139	18070-54	E-608-N	12, 146	18175-30	E-576	15, 150
17441-39	40-0180	19, 139	18070-58	E-604	32, 146	18176-41	E-560	12, 17, 150
17441-39	40-0170	19, 139	18070-59R	E-662-N	10, 146	18176-57B	E-460	32, 149
17444-39	A-17444-39	19, 139	18070-70	E-605	32, 146	18178-41	E-564	12, 17, 150
17444-39	40-0180	19, 139	18071-36	E-600	19, 144	18179-41	E-561	12, 17, 150
17444-39	40-0170	19, 139	18071-36N	E-600-N	19, 145	18179-57B	E-461	32, 149
17450-73	A-17450-73	84, 90, 139	18071-48	E-602	22, 144	18180-41	E-562	12, 17, 150
17451-57	A-17451-57	90, 139	18072-37	E-609-1	14, 144	18180-57B	E-462	32, 149
17452-66	A-17452-66	84, 139	18072-37	E-609-N	14, 145	18181-36	E-550	80, 149

EASTERN MOTORCYCLE PARTS

CROSS REFERENCE

OEM NUMBER	EASTERN NUMBER	PAGE NUMBER	OEM NUMBER	EASTERN NUMBER	PAGE NUMBER	OEM NUMBER	EASTERN NUMBER	PAGE NUMBER
18181-48	E-440	25, 82, 147	18260-29	L-3-1106	17, 426	22143-74A	E-822-010	187
18182-36	E-551	80, 149	18261-30	L-3-1110	15, 426	22144-48	E-826-020	20, 188
18183-48	E-441	25, 82, 147	18265-37	L-3-565	19, 426	22144-55C	E-817-020	187
18184-36	E-552	80, 149	18485-74A	M-4-4547	24, 183	22144-74A	E-822-020	187
18185-40	E-540	80, 149	18490-29	A-18490-29	12, 15, 17, 140	22145-48	E-826-030	20, 188
18185-48	E-430	25, 82, 147	18491-36	A-18491-36	19, 140	22145-55C	E-817-030	187
18186-40	E-541	80, 149	18492-48	A-18492-48	140	22145-74A	E-822-030	187
18187-40	E-542	80, 149	18492-74A	M-4-4548	24, 183	22146-48	E-826-040	20, 188
18187-51	E-442	25, 82, 147	18493-36	A-18493-36	19, 141	22146-55C	E-817-040	187
18191-79	E-463	32, 149	18500-84	A-18500-84	141	22146-74A	E-822-040	187
18193-51	E-443	25, 82, 147	18507-85	A-18507-85	141	22147-48	E-826-050	20, 188
18194-51	E-444	25, 82, 147	18508-52B	A-18508-52B	33, 141	22147-55C	E-817-050	187
18196-51	L-3-560	12, 25, 426	18515-58A	A-18508-52B	33, 141	22147-74A	E-822-050	187
18198-38	L-3-562	15, 17, 426	18522-53A	A-18522-53A	84, 141	22147-99A	E-857-020	189
18200-30	A-18200-30	15, 152, 154	18523-86B	19-0230	NEW, 86, 92, 141	22148-48	E-826-060	20, 188
18200-32	A-18200-32	12, 152, 154	18526-89A	19-0240	NEW, 94, 141	22148-55C	E-817-060	187
18200-79R	A-18200-79R	152, 154	18534-29A	A-18534-29B	12, 15, 17, 19	22148-74A	E-822-060	187
18201-32	A-18201-32	152, 154	18538-99C	19-0250	NEW, 88, 94, 141	22149-48	E-826-070	20, 188
18201-41	A-18201-41	17, 152, 154	18540-83	A-18609-CHR	86	22149-55C	E-817-070	187
18201-52	A-18201-52	12, 152, 154	18542-83	A-18609-CHR	86	22149-74A	E-822-070	187
18201-57B	A-18201-57B	22, 82, 152, 154	18545-29	A-18534-87	12, 15, 19, 33	22174-99A	E-857-005	189
18201-82	A-18205-82	25, 153, 154	18554-57	A-18554-57	33, 141	22179-99A	E-857-010	189
18201-83	A-18206-83	28, 30, 35, 153	18555-36	A-18555-36	20, 82, 141	22190-81A	E-821-STD	188
18202-82	A-18205-82	25, 153, 154	18556-40	A-18556-40	12, 15, 17, 141	22191-78	E-824-STD	188
18202-83	A-18206-83	28, 30, 35, 153	18556-57	A-18556-57	22, 82, 84, 141	22191-81A	E-821-010	188
18203-36	A-18201-36	80, 152, 155	18570-38	A-18570-38	12, 20, 22, 33	22192-78	E-824-010	188
18203-57A	A-18203-57A	32, 151, 155	18607-57B	A-18607-57B	33, 142	22192-81A	E-821-020	188
18203-83	A-18203-83	32, 153, 155	18607-57B	A-18607-SET	33, 142	22193-81A	E-821-030	188
18204-36	A-18201-36	80, 152, 155	18630-26	L-3-1006	17, 426	22194-78	E-824-020	188
18204-36A	A-18201-57B	22, 82, 152, 154	18631-30	L-3-948	15, 17, 426	22194-81A	E-821-040	188
18204-57A	A-18203-57A	32, 151, 155	18631-52	L-3-948B	12, 426	22196-78	E-824-030	188
18204-83A	A-18203-83	32, 153, 155	18632-36	L-3-949	20, 426	22201-86	E-838-005	36, 191
18205-57	A-18201-57B	22, 82, 152, 154	18633-48B	L-3-951	22, 82, 84, 86	22205-86	E-839-005	36, 191
18210-84B	15-0046	28, 30, 36, 151	18634-48B	L-3-950	22, 82, 84, 86	22205-88	E-844-005	36, 191
18211-86	A-18211-86	153	18635-99	47-0281	88, 426	22216-30	E-836-STD	15, 189
18213-86	A-18213-86	153	18660-53	A-18660-53	22, 82, 84	22216-37	E-834-STD	15, 189
18215-86	A-18215-86	153	21916-99	10-0363	30, 197	22216-86	E-839-010	36, 191
18219-81	A-18219-81	25, 153	21918-99	10-0400	30, 197	22216-88	E-844-010	36, 191
18219-83A	A-18219-83A	28, 30, 35, 153	21919-99	10-0401	30, 197	22218-30	E-836-010	15, 189
18220-30	A-18220-30	12, 17, 153	21920-83	H-6164-STD	28, 35, 196	22218-37	E-834-010	15, 189
18220-57	A-18220-57	33, 153	21920-83	H-6195-STD	28, 36, 196	22219-30	E-836-020	15, 189
18220-81	A-18220-81	33, 153	21921-83	H-6164-005	28, 35, 196	22219-37	E-834-020	15, 189
18220-83	A-18220-83	33, 153	21921-83	H-6195-005	28, 36, 196	22220-30	E-836-030	15, 189
18221-30	A-18221-30	15, 153	21922-83	H-6164-010	28, 35, 196	22220-37	E-834-030	15, 189
18221-36	A-18221-36	22, 25, 80, 82	21922-83	H-6195-010	28, 36, 196	22220-86	E-839-020	36, 191
18221-57B	A-18221-57B	33, 153	21923-83	H-6164-020	28, 35, 196	22220-88	E-844-020	36, 191
18222-30	A-18222-30	15, 153	21923-83	H-6195-020	28, 36, 196	22221-30	E-836-040	15, 189
18222-36	A-18222-36	80, 153	21924-83	H-6164-030	28, 35, 196	22221-37	E-834-040	15, 189
18222-48	A-18222-48	22, 25, 82, 153	21924-83	H-6195-030	28, 36, 196	22222-30	E-836-050	15, 189
18222-79	A-18222-79	25, 153	21925-83	H-6164-040	28, 35, 196	22222-37	E-834-050	15, 189
18222-81	A-18222-81	25, 153	21925-83	H-6195-040	28, 36, 196	22223-30	E-836-060	15, 189
18222-83	A-18222-83	28, 30, 35, 153	21936-99	10-0360	30, 197	22223-37	E-834-060	15, 189
18223-37	A-18223-37	15, 153	21937-99	10-0361	30, 197	22224-30	E-836-070	15, 189
18223-53	A-18223-53	12, 153	21938-99	10-0362	30, 197	22224-37	E-834-070	15, 189
18228-30	A-18228-30	12, 15, 17, 33	21940-83	E-837-STD	28, 188	22225-86	E-839-030	36, 191
18228-36	A-18228-36	22, 25, 80, 82	21941-83	E-837-005	28, 188	22225-88	E-844-030	36, 191
18229-83A	A-18229-83	28, 30, 35, 153	21942-83	E-837-010	28, 188	22229-86	E-839-040	36, 191
18245-02	40-0190	NEW, 30, 35	21943-83	E-837-020	28, 188	22242-86	E-838-STD	36, 191
18245-39	L-3-569	15, 426	21944-83	E-837-030	28, 188	22243-86	E-839-STD	36, 191
18245-67R	A-18245-67R	153	21945-83	E-837-040	28, 188	22243-88	E-844-STD	36, 191
18246-67R	A-18246-67R	153	21945-99	10-0402	30, 197	22251-29A	E-825-STD	17, 191
18247-39	A-18247-39	15, 155	21946-99	10-0403	30, 197	22251-52	E-827-STD	12, 190
18247-67R	A-18247-67R	153	21947-99	10-0404	30, 197	22251-57A	E-815-STD	33, 190
18257-39	L-3-573	15, 426	22097-99	A-22097-99	30, 163	22251-72A	E-816-STD	33, 190
18258-02	A-18258-02	NEW, 30, 35, 153	22141-48	E-826-STD	20, 188	22251-83A	E-831-STD	190
18258-39	41-0149	NEW	22141-55C	E-817-STD	187	22253-29A	E-825-010	17, 191
18259-39	L-3-577	15, 426	22141-74A	E-822-STD	187	22253-52	E-827-010	12, 190
18259-52	L-3-1103	426	22143-48	E-826-010	20, 188	22253-57A	E-815-010	33, 190
18260-02	A-18260-02	30, 35, 153	22143-55C	E-817-010	187	22253-72A	E-816-010	33, 190

EASTERN MOTORCYCLE PARTS

CROSS REFERENCE

OEM NUMBER	EASTERN NUMBER	PAGE NUMBER	OEM NUMBER	EASTERN NUMBER	PAGE NUMBER	OEM NUMBER	EASTERN NUMBER	PAGE NUMBER
22253-83A	E-831-010	190	22334-78A	10-0330	193	23940-37	50-4707	179
22253-86	E-838-010	36, 191	22334-78B	10-0306	193	23940-41A	50-4711	179
22254-29A	E-825-020	17, 191	22335-78A	10-0331	193	23940-41A	50-4721	179
22254-52	E-827-020	190	22335-78B	10-0307	193	23940-41A	50-4731	179
22254-57A	E-815-020	33, 190	22336-78A	10-0332	193	23940-41A	50-4741	179
22254-72A	E-816-020	33, 190	22337-78A	H-6127-030	194	23947-87R	A-23947-87R	NEW, 126
22254-83A	E-831-020	190	22337-78A	10-0333	193	23947-88R	A-23947-88R	NEW, 126
22254-86	E-838-020	36, 191	22338-78A	10-0334	193	23960-29	A-23960-29	126
22255-29A	E-825-030	17, 191	22339-78A	H-6127-050	194	23960-29	A-23960-39	126
22255-52	E-827-030	12, 190	22355-38	H-4244-STD	12, 17, 198	23960-29	A-23960-29A	126
22255-57A	E-815-030	33, 190	22355-41	H-4275-STD	194	23960-52	A-23960-52	64, 126
22255-72A	E-816-030	33, 190	22355-57A	10-0600	195	23960-54	A-23960-79	126
22255-83A	E-831-030	190	22355-57A	H-6457-STD	195	23960-54	A-23960-54	126
22255-86	E-838-030	36, 191	22355-72A	H-7003-STD	195	23960-54A	A-23960-54A	126
22256-29A	E-825-040	17, 191	22355-72A	10-0630	195	23960-55R	A-23960-55R	10, 126
22256-52	E-827-040	12, 190	22357-38	H-4244-010	12, 17, 198	23960-80	A-23960-80	126
22256-57A	E-815-040	33, 190	22357-41	H-4275-010	194	23960-80	A-23960-89	126
22256-73A	E-816-040	33, 190	22357-57A	H-6457-010	195	23960-80	A-23960-80A	126
22256-83A	E-831-040	190	22357-57A	10-0601	195	23961-41	A-23961-41	126
22256-86	E-838-040	36, 191	22357-72A	10-0631	195	23961-41	A-23961-79	126
22257-29A	E-825-050	17, 191	22358-38	H-4244-020	12, 17, 198	23961-41	A-23961-41A	126
22257-52	E-827-050	12, 190	22358-41	H-4275-020	194	23961-80A	A-23961-80	126
22257-57A	E-815-050	33, 190	22358-57A	H-6457-020	195	23961-80A	A-23961-89	126
22257-73A	E-816-050	33, 190	22358-57A	10-0602	195	23961-80A	A-23961-80A	126
22257-83A	E-831-050	190	22358-72A	10-0632	195	23962-40	A-23962-40	126
22258-29A	E-825-060	17, 191	22359-38	H-4244-030	12, 17, 198	23962-40	A-23962-79	126
22258-52	E-827-060	12, 190	22359-41	H-4275-030	194	23962-40	A-23962-40A	NEW, 126
22258-57A	E-815-060	33, 190	22359-57A	10-0603	195	23962-87R	A-23962-87R	NEW, 126
22258-73A	E-816-060	33, 190	22359-72A	H-7003-030	195	23962-88R	A-23962-88R	NEW, 126
22258-83A	E-831-060	190	22359-72A	10-0633	195	23966-36	A-23966-36	126, 131
22259-29A	E-825-070	17, 191	22360-38	H-4244-040	12, 17, 198	23966-54A	A-23966-54A	126, 131
22259-52	E-827-070	12, 190	22360-41	H-4275-040	194	23967-41	A-23967-41	126, 131
22259-57A	E-815-070	33, 190	22360-57A	H-6457-040	195	23967-48	A-23967-48	64, 126, 131
22259-73A	E-816-070	33, 190	22360-57A	10-0604	195	23967-54A	A-23967-54A	126, 131
22259-83A	E-831-070	190	22360-72A	H-7003-040	195	23967-56R	A-23967-56R	126, 131
22261-86	H-6198-010	36, 196	22360-72A	10-0634	195	23969-80	A-23969-80	126, 131
22262-86	H-6198-020	36, 196	22361-38	H-4244-050	12, 17, 198	23969-83	A-23969-83	126, 131
22263-86	H-6198-030	36, 196	22361-41	H-4275-050	194	23971-54	A-23971-78	126
22264-86	H-6198-040	36, 196	22361-57A	10-0605	195	23971-54	A-23966-78	126
22266-86	H-6198-STD	36, 196	22362-38	H-4244-060	12, 17, 198	23971-54A	A-23971-78A	126
22267-86	H-6199-STD	36, 196	22362-41	H-4275-060	194	23972-21	A-23972-21	127
22271-86	H-6198-005	36, 196	22362-57A	H-6457-060	195	23972-36	A-23972-36	127
22272-86	H-6199-005	36, 196	22362-57A	10-0606	195	23972-57	A-23972-57	127
22273-86	H-6199-010	36, 196	22362-72A	H-7003-060	195	23972-57A	A-23972-57A	127
22275-86	H-6199-020	36, 196	22363-38	H-4244-070	12, 17, 198	23972-72	A-23972-72	127
22276-86	H-6199-030	36, 196	22363-41	H-4275-070	194	23973-41	A-23973-41	127
22279-86	H-6199-040	36, 196	22363-57A	H-6457-070	195	23973-87R	A-23973-87R	NEW, 126
22325-36	H-7024-STD	20, 194	22363-57A	10-0607	195	23974-87	A-23974-87	126
22325-48	H-4250-STD	194	22363-72A	H-7003-070	195	23975-87	A-23975-87	126
22325-55B	10-0300	193	22364-41	H-4275-080	194	23975-87R	A-23975-87R	NEW, 126
22327-36	H-7024-010	20, 194	22365-41	H-4275-090	194	23977-88R	A-23977-88R	NEW, 126
22327-48	H-4250-010	194	22581-32	A-22581-32	15, 17, 163	23978-88R	A-23978-88R	NEW, 126
22327-55B	10-0301	193	22582-52	A-22582-52	12, 163	23981-98	A-23981-98	NEW, 126, 131
22328-36	H-7024-020	20, 194	22588-78	A-22588-78	163	23982-12	A-23982-12	126, 160
22328-48	H-4250-020	194	22589-83A	A-22589-83A	28, 36, 163	23985-12	A-23985-12	159
22328-55B	10-0302	193	22661-99A	E-857-STD	189	23985-18	A-23985-18	64, 159
22329-36	H-7024-030	20, 194	23736-69R	A-23736-69R	10, 123	23985-54	A-23985-54	44, 47, 159
22329-48	H-4250-030	194	23741-55	A-23741-55	38, 123	23985-56	A-23985-56	159
22329-55B	10-0303	193	23901-81	A-23901-81	126, 131, 121	24000-29	A-24000-29	123
22330-36	H-7024-040	20, 194	23902-81	A-23902-81	131, 123	24000-41R	A-24000-41R	123
22330-48	H-4250-040	194	23909-80	A-23909-80	123	24000-52	A-24000-52	64, 123
22330-55B	10-0304	193	23915-52	50-4763	180	24000-54	A-24000-54	64, 123
22331-36	H-7024-050	20, 194	23916-32	50-4703	179	24000-57	A-24000-57	123
22331-48	H-4250-050	194	23916-54A	50-4767	180	24000-75	A-24000-75	123
22331-55B	10-0305	193	23916-57A	50-4771	180	24000-80	A-24000-80	123
22332-36	H-7024-060	20, 194	23928-87	A-23928-87	121	24001-30	A-24001-30	123
22332-48	H-4250-060	194	23935-52	50-4763	180	24001-55	A-24001-55	123
22333-36	H-7024-070	20, 194	23936-37	50-4703	179			
22333-48	H-4250-070	194	23936-54A	50-4767	180			
			23936-57A	50-4771	180			
			23936-81A	50-4777	180			

EASTERN MOTORCYCLE PARTS

CROSS REFERENCE

OEM NUMBER	EASTERN NUMBER	PAGE NUMBER	OEM NUMBER	EASTERN NUMBER	PAGE NUMBER	OEM NUMBER	EASTERN NUMBER	PAGE NUMBER
24001-56	A-24001-56	123	24066-26	A-24066-26	127	24600-55	A-24600-55	53, 113
24001-65	A-24001-65	123	24068-26	A-24068-26	127	24600-58	A-24600-58	38, 113
24001-70	A-24001-70	123	24070-26	A-24070-26	127	24600-58	A-24600-58	38, 113
24001-72	A-24001-72	123	24073-26	A-24073-26	127	24600-58B	A-24600-58B	38, 113
24002-70	A-24002-70	38, 123	24075-26	A-24075-26	127	24601-40	A-24601-40	53, 113
24003-30	A-24003-30	131, 121, 329	24077-26	A-24077-26	127	24601-55	A-24601-55	53, 113
24003-55	A-24003-55	131, 123, 329	24079-26	A-24079-26	127	24601-58	A-24601-58	38, 113
24004-03	A-24004-03	NEW, 42, 107	24082-26	A-24082-26	127	24601-58	A-24601-58	38, 113
24004-03	A-24004-RACE	NEW, 42, 123	24084-26	A-24084-26	127	24601-58B	A-24601-58B	38, 113
24005-37	A-24005-37	121	24100-17	A-24100-SET	127	24602-58	A-24602-91	38, 91
24005-52	A-24005-52	64, 121	24101-17	A-24101-17	127	24604-00C	A-24604-00C	42, 75, 107,
24005-52R	A-24005-52R	121	24102-17	A-24102-17	127	24605-07	A-24605-07	NEW, 42, 75, 107
24005-54	A-24005-54	64, 121	24104-17	A-24104-17	127	24608-54	A-24608-54	38, 53, 67,
24005-57	A-24005-57	121	24106-17	A-24106-17	127	24610-39	A-24610-39	60, 114
24005-67R	A-24005-67R	121	24108-17	A-24108-17	127	24610-39	A-24613-39	NEW, 60, 114
24005-75	A-24008-75	121	24111-17	A-24111-17	127	24611-39	A-24611-39	60, 114
24005-80	A-24005-80	121	24113-17	A-24113-17	127	24612-39	A-24612-39	60, 114
24006-37	A-24006-37	121	24115-17	A-24115-17	127	24621-40	A-24621-40	53, 58, 114
24006-39	A-24006-39	121	24117-17	A-24117-17	127	24622-40	A-24622-40	53, 58, 114
24006-54A	A-24006-54A	121	24120-17	A-24120-17	127	24623-40	A-24623-40	53, 58, 114
24006-58	A-24006-58	121	24122-17	A-24122-17	127	24623-99	A-24623-99B	41
24006-73	A-24006-73	121	24275-32	E-2030	115	24626-87A	A-24626-87A	107
24006-80	A-24006-80	121	24275-57	E-2004	115	24628-87A	A-24628-87A	107
24006-83	A-24006-83	121	24275-80A	E-2019	115	24641-36	A-24641-36	44, 47, 55, 109
24006-87	A-24006-87	121	24275-86A	E-2020	115	24641-87A	A-24641-87A	107
24007-39	A-24006-39	121	24277-36	E-2006	115	24643-87A	A-24643-87A	107
24007-69R	A-24007-69R	10, 121	24279-37	E-2035	115	24646-36	A-24646-36	NEW, 54, 58, 60
24008-03	A-24008-03	NEW, 42, 123	24281-41A	E-2005	115	24647-87	A-24647-87	72, 74, 75, 107
24008-75	A-24008-75	121	24281-74A	E-2012	115	24648-77	A-24648-77	70, 72, 107
24008-97	A-24008-97	123	24281-80	E-2013	115	24648-77	A-24648-77A	70, 72, 107
24008-99	A-24008-99	41, 123	24281-83	E-2014	115	24650-55	A-24650-55	54, 67
24009-06	A-24009-06	42, 123	24316-99	A-24316-99	30, 108	24650-58	A-24650-58	38
24011-37	A-24011-37	62, 64, 77	24331-36	A-24331-36	108	24650-87	A-24650-87	72, 74, 75, 107
24015-36	A-24015-36	64, 121, 123, 160	24332-36	A-24332-36	108	24651-55	A-24651-55	54, 67
24016-29	A-24016-29	121, 123, 160	24334-36	A-24334-36	108	24651-58	A-24651-58	38
24016-80	A-24016-80	131, 121	24335-36	A-24335-36	108	24652-55	A-24652-55	54, 67
24017-72	A-24017-80	131, 123	24340-29	E-2003	115	24652-58	A-24652-58	38
24017-72	A-24017-80	131, 123	24341-52A	E-2000	115	24653-55	A-24653-55	54, 67
24018-72	A-24018-72	123, 160	24345-36A	E-2001	115	24653-58	A-24653-58	38
24020-51	A-24020-51	121	24346-87A	A-24346-87A	116	24654-55	A-24654-55	54, 67
24022-90	A-24022-90	47, 131, 121	24351-29	E-2003	115	24654-58	A-24654-58	38
24023-36	A-24023-36	131, 121, 123	24352-52A	E-2000	115	24655-55	A-24655-55	54, 67
24023-54	A-24023-54	44, 47, 131, 121	24354-87A	A-24354-87A	116	24655-58	A-24655-58	38
24029-55	A-24029-55	38, 53, 124	24356-36A	E-2001	115	24658-86	A-24658-86	121
24029-65	A-24029-65	38, 124	24362-54A	A-24370-95	116	24658-87	A-24658-87	121
24031-55	A-24031-93	53, 54, 124	24362-54A	A-24370-94	116	24659-87	A-24659-87	72, 74, 75, 107
24031-55	A-24031-55	53, 54, 124	24364-54A	A-24370-95	116	24660-87	A-24660-87	72, 74, 75, 107
24032-66	A-24032-66	38, 124	24364-54A	A-24370-94	116	24690-40	A-24690-40	54, 58
24032-70	A-24032-70	38, 124	24366-51	A-24366-51	NEW, 116	24691-39	A-24691-39	60
24033-66	A-24033-66	38, 124	24366-71	A-24385-80A	116	24692-39	A-24692-39	60
24033-70	A-24033-70	38, 124	24367-71	A-24385-80A	116	24692-54	A-24692-54	54, 64, 67
24034-66	A-24034-66	38, 124	24370-52A	A-24370-52A	116	24692-58	A-24692-58	38
24034-70	A-24034-70	38, 124	24385-40B	A-24385-40B	116	24695-40	A-24695-40	54
24035-66	A-24035-66	38, 124	24490-36	Y-21-960	38, 53, 58	24696-39	A-24696-39	62, 64
24035-70	A-24035-70	38, 124	24530-90	A-24530-90	274	24696-40	A-24696-40	58
24036-66	A-24036-66	38, 124	24578-57	A-24578-57	67, 70, 72	24697-40	A-24697-40	54, 55
24036-70	A-24036-70	38, 124	24585-39	A-24585-39	60, 113	24699-37	A-24699-37	55, 62, 64, 155
24037-66	A-24037-66	38, 124	24585-52	A-24585-52	64, 113	24700-37	A-24700-37	58, 155
24037-70	A-24037-70	38, 124	24585-57	A-24585-57	67, 113	24701-39	A-24701-39	60, 163
24038-03	A-24038-03	42, 124	24586-39	A-24586-39	60, 113	24701-52	A-24701-52	64, 67, 164
24038-99	A-24038-99	41, 124	24587-39	A-24587-39	60, 113	24701-54	A-24701-54	54, 64, 67, 164
24039-01A	A-24039-01A	41, 124	24595-40	A-24595-40	58, 113	24702-40	A-24702-40	54, 58, 164
24039-03	A-24039-03	42, 124	24596-40	A-24596-40	58, 113	24703-40	A-24703-40	44, 47, 55
24051-80	A-24051-80	124	24597-40	A-24597-40	58, 113	24703-54A	A-24703-54	44, 47
24052-80	A-24052-80	124	24599-40	A-24599-40	53, 113	24704-90	A-24704-90	47
24053-80	A-24053-80	124	24599-55	A-24599-55	53, 113	24718-54	A-24718-54	54, 67
24054-80	A-24054-80	124	24599-58	A-24599-58	38, 113	24721-30	A-24721-30	54, 58
24060-26	A-24060-SET	127	24599-58	A-24599-58	38, 113	24729-52	A-24729-52	64, 68, 107
24063-26	A-24063-26	127	24599-58B	A-24599-58B	38, 113			
			24600-40	A-24600-40	53, 113			

EASTERN MOTORCYCLE PARTS

CROSS REFERENCE

OEM NUMBER	EASTERN NUMBER	PAGE NUMBER	OEM NUMBER	EASTERN NUMBER	PAGE NUMBER	OEM NUMBER	EASTERN NUMBER	PAGE NUMBER
24729-74	A-24729-74	70, 72, 74, 107	25328-79	A-25328-79	47	25723-00	A-25723-00	51
24729-74	A-24729-74A	70, 72, 74, 107	25328-82	A-25328-82	47	25729-06	41-0130	NEW, 51
24754-75A	A-24754-75A	68, 70, 137	25344-99	A-25344-99	50, 109	25731-06	41-0132	NEW, 51
24775-39	A-24775-39	60	25414-70A	R-9-1988	245, 378, 380, 382	25734-06	41-0134	NEW, 51
24776-40	A-24776-40	54, 58	25416-70	L-3-886	135, 245, 380	25736-06	41-0136	NEW, 51
24776-40	A-24776-99	54, 58	25416-70A	47-2200	NEW, 135, 245, 380	25737-06	41-0138	NEW, 51
24779-40	A-24779-40	54, 58	25416-84	A-25416-84	136, 245, 380	25738-06	41-0140	NEW, 51
24779-55	A-24779-55	58, 164	25416-84B	A-25416-84B	136, 245	25785-30A	A-25785-30A	45, 56, 59, 62
24781-36	A-24781-36	54, 58	25416-99	A-25416-99	136, 245, 380	25787-57	A-25787-57	77
24781-54	A-24781-54	64, 68	25416-99B	47-2205	NEW, 136, 245, 280	25788-30	A-25788-30	59, 62, 64
24819-36	A-24819-36	167, 172	25426-80	R-9-1990	378, 382	25791-36	A-25791-36	45, 56
24819-37	A-24819-37	172	25448-84	A-25448-84	160, 251, 253	25794-30	A-25794-30	59, 62, 64
24820-36	A-24820-36	167	25452-87A	A-25452-87A	229, 231	25794-36	A-25794-36	45, 56
24821-74R	47-0571	10, 426	25453-87A	A-25453-87A	229, 231	25800-36	A-25800-36	45, 56
24830-41	A-24830-41	172	25487-87	75-0185	416	25800-36B	A-25800-36B	45, 56
24831-41	A-24831-41	172	25550-36	A-25550-36	45, 48, 56	25810-15	A-25810-15	56, 62, 65, 164
24912-48A	A-24912-48A	39, 54	25550-57	A-25550-57	45, 48	25811-11	A-25811-11	62, 65, 77, 271
24912-52B	O-6-001	64, 77	25550-57A	A-25550-57A	NEW, 45, 48	25856-36	A-25856-36	45, 56
24914-58	A-24913-58	39, 54	25551-36	A-25551-36	45, 48, 56	25859-36	A-25859-36	45, 56
24918-58	A-24918-58	39, 54	25551-58	A-25551-58	77	25938-00	A-25723-SET	51
24921-37	L-3-723	58, 62, 426	25552-36	A-25552-36	45, 48, 56	26002-86	A-26002-86	155
24922-58	A-24913-58	39, 54	25553-36	A-25553-36	45, 48, 56	26072-90	L-3-1035	426
24923-58	A-24913-58	39, 54	25554-36	A-25554-36	45, 48, 56	26072-99	47-0665	426
24975-37	A-24975-37	58, 62, 64, 68	25555-36	A-25555-36	45, 48, 56	26077-93	L-3-1039	426
24975-52	A-24975-52	44	25555-84	A-25555-84	45, 48, 56	26077-99	47-0677	NEW, 426
24975-63	A-24975-63	44	25556-79	A-25556-79	45, 48, 56	26207-83	A-26207-83	155, 168, 171
24978-57	L-3-827	62, 68, 426	25557-79	A-25557-79	45, 48, 56	26210-99	A-26210-99	51, 155
24979-63	A-24979-63	155	25558-79	A-25558-79	45, 48, 56	26227-58	A-26227-58	10, 133, 168, 171
24981-66	A-24981-66	44	25559-79	A-25559-79	45, 48, 56	26244-37	L-3-926	172, 426
24981-70	A-24981-70	47	25562-99	A-25562-99	50, 129	26244-37	L-3-926	172, 426
24982-66	A-24982-66	45, 155	25563-99	74-1401	401	26245-41	L-3-929	167, 426
24982-70	A-24982-70	47, 155	25575-37	15-0111	111	26246-37	L-3-927	172, 426
24983-00	A-24983-00	50	25576-37	15-0113	111	26246-68A	L-3-931	168, 426
24985-52	A-24985-52	45, 55	25577-36	15-0117	111	26250-56	A-26250-56	175
25224-52A	L-3-835	10, 12, 64, 77	25577-54	15-0123	111	26255-41	L-3-922	167, 427
25225-36C	L-3-837	45, 55, 426	25581-36	A-25581-36	45, 56, 109	26256-52	L-3-935	12, 175, 427
25225-70B	L-3-839	47, 426	25581-70	A-25581-70	48, 109	26257-41	L-3-930	NEW, 167, 427
25225-70X	54-7005	47, 426	25582-36	A-25582-36	56, 109	26257-50A	L-3-928	427
25225-93B	L-3-839B	47, 426	25582-54A	A-25582-54A	45, 48, 109	26258-52	L-3-936	10, 12, 175, 427
25225-93X	54-2524	446	25582-73	A-25582-73	48, 109	26258-62	L-3-936A	175, 427
25226-37	L-3-703	62, 426	25582-93	A-25582-93	48, 109	26258-68B	L-3-932	168, 427
25227-37	48-0201	NEW, 58, 426	25586-37	A-25586-37	55, 62, 64, 77	26259-52	L-3-937	12, 175, 427,
25244-99	47-0383	50, 426	25588-37	A-25588-37	59, 62, 65, 109	26259-62	L-3-937A	175, 427
25263-81	L-3-836	77, 426	25588-57	A-25588-57	77, 109	26262-80	A-26262-80	155, 168, 171,
25263-86	L-3-836A	77, 426	25588-91	A-25588-91	78, 109	26273-80B	L-3-923	168, 171, 427,
25263-86	54-2562	77, 446	25590-37	A-25590-37	59, 62, 109	26273-92	L-3-923B	171, 427
25263-90	L-3-836B	78, 426	25591-37	A-25591-37	59, 109	26276-80A	L-3-924	168, 171, 427,
25275-36	A-25275-36	45, 55	25593-37	A-25593-37	62, 109	26276-92	L-3-924B	171, 427
25276-52	A-25276-52	173	25593-52	A-25593-52	65, 109	26286-37	A-26286-37	155, 172
25279-36	A-25279-36	45, 55	25593-57	A-25593-57	77, 109	26315-48	V-13-166	NEW, 167
25287-37	A-25287-37	58, 62, 64, 77	25593-74	A-25593-74	77, 78, 109	26315-68A	A-26315-68A	168, 171
25313-50	A-25313-50	45, 47, 56	25594-75	A-25594-75A	77, 109	26315-72A	A-26315-72A	175
25313-73	A-25313-73	45	25595-37	A-25595-37	62, 65, 109	26317-62	V-13-170	NEW, 167
25314-50	A-25314-50	45, 47, 56	25595-52	A-25595-52	NEW, 65, 109	26317-68A	A-26317-68A	168, 171
25315-50	A-25315-50	45, 47, 56	25595-99	A-25595-99	50, 129	26317-72A	A-26317-72A	175
25316-52	A-25316-52	45, 47, 56	25597-36	A-25597-36	56, 109	26320-37	A-26320-37	172
25320-79	A-25320-79	47	25597-57	A-25597-57	77, 109	26322-52A	A-26322-52A	175
25320-82	A-25320-82	47	25598-91	A-25598-91	78, 109	26323-52A	A-26323-52A	175
25321-79	A-25321-79	47	25599-37	A-25599-37	59, 109	26326-37	A-26326-37	172
25321-82	A-25321-82	47	25601-37A	A-25601-37A	62, 65, 109	26326-62A	V-13-176	NEW, 167
25322-79	A-25322-79	47	25674-99	A-25674-99	50, 129	26327-52	A-26327-52	167, 175
25322-82	A-25322-82	47	25675-99	A-25675-99	50, 129	26327-68	A-26327-68	169, 171
25323-79	A-25323-79	47	25676-99	A-25676-99	50, 129	26328-41	A-26328-41	167
25323-82	A-25323-82	47	25700-88	75-0278	419	26331-37	A-26331-37	172
25325-79	A-25325-79	47	25716-99	74-1399	50, 401	26331-52	A-26331-52	175
25325-82	A-25325-82	47	25717-00	A-25717-00	51	26331-56	A-26331-56	175
25326-79	A-25326-79	47	25719-00	A-25719-00	51	26331-60	A-26331-60	175
25326-82	A-25326-82	47	25721-00	A-25721-00	51	26331-72	A-26331-72	175
25327-79	A-25327-79	47	25722-00	A-25722-00	51	26340-36	A-26340-36	56, 159, 167, 172
25327-82	A-25327-82	47						

EASTERN MOTORCYCLE PARTS

CROSS REFERENCE

OEM NUMBER	EASTERN NUMBER	PAGE NUMBER	OEM NUMBER	EASTERN NUMBER	PAGE NUMBER	OEM NUMBER	EASTERN NUMBER	PAGE NUMBER
26341-37	A-26341-37	172, 175	27121-89	A-27121-89	136, 291	27886-78	A-27886-78A	287, 289, 291
26343-39	A-26343-39	172	27123-89	A-27123-89	155, 291	27889-78	A-27889-78	136, 287, 289
26345-39	A-26345-39	45, 48, 56	27124-89	A-27124-89	164, 291	27894-78	A-27894-78	285, 287, 289
26345-73	A-26345-73	48	27132-71	A-27132-71	283, 285, 287, 289	27896-79	A-27896-79	285, 287, 289
26346-36	A-26346-36	45, 56, 167	27136-81	A-27136-81	155, 289, 291	27897-78	A-27897-78	285, 287, 289
26346-68	A-26346-68	45, 169	27136-90	A-27136-90	155, 291	29002-85T	M-4-132	389
26346-70	A-26346-70	48, 169, 171,	27157-89	A-27157-89	136, 291	29058-77	L-3-995	285, 287, 289
26347-15	A-26348-15	45, 48, 56, 158	27162-89	A-27162-89	155, 291	29211-86	A-29211-86	358
26348-15	A-26348-15	45, 48, 56, 158	27237-95	A-27237-95	136	29212-71	A-29212-71	358
26348-36	A-26348-36	45, 56, 164, 167	27244-95	A-27244-95	136	29213-79	A-29213-79	358
26349-54	A-26349-54	45, 48	27272-71	A-27272-71	155, 283	29215-78	A-29215-78	358
26349-73A	A-26349-73A	48	27275-24	A-27275-24	280	29221-73	A-29221-73	358
26349-84	A-26349-84	48	27275-26	A-27275-26	280	29242-83	L-3-813	289, 427
26363-36	A-26363-36	155, 167, 169, 172	27276-40	A-27276-40	280	29250-78A	A-29250-78A	280, 287, 289
26363-56	A-26363-56	155, 167, 172	27290-24	A-27290-24	280	29533-55A	A-29533-55A	294
26364-57	A-26364-57	155, 175	27291-32	A-27291-32	155, 280	29534-55A	A-29534-55A	294
26364-72	A-26364-72	155, 175	27311-76	A-27311-76	285, 287, 289, 291	29550-55	47-0581	427
26373-41	A-26373-41	155, 172	27314-76	A-27314-76	155, 285, 287	29600-56R	47-0550	10, 427
26374-42	A-26374-42	155	27315-88	A-27315-88	155, 291	29602-56R	47-0563	10, 427
26374-54	A-26374-54	155, 167, 169	27319-76	A-27319-76	155, 285	29907-82	A-29907-82	302
26383-32	A-26383-32	59, 62, 167, 169	27322-76	A-27322-76	155, 285, 287	29908-82	A-29908-82	302
26400-54	A-26400-54	167, 169	27324-83	A-27324-83	136, 289	29909-82	A-29909-82	302
26400-82	A-26400-82	51, 169, 171	27326-71	A-27326-71	136, 283	29910-82	A-29910-82	302
26430-76	A-26430-76	NEW, 137, 176	27330-33	A-27330-33	155, 280	29911-82	A-29911-82	133, 302
26431-76	A-26431-76	109, 176	27336-76	A-27336-76	136, 285	29913-82	A-29913-82	302
26432-76A	A-26432-76A	28, 36, 41, 42	27337-76	A-27337-76	285	29916-82	A-29916-82	107, 302
26433-77	A-26433-77	136, 176	27347-69	A-27347-69	155	29917-82	A-29917-82	107, 302
26434-76A	A-26434-76A	136, 176	27348-76	A-27348-76	285, 287, 289	29923-01A	A-29923-01A	305
26434-91	A-26434-91	136, 177	27348-77	A-27348-77	285, 287, 289	29954-71	A-29954-71	305
26436-86	A-26436-86	155	27349-27	A-27349-27	155, 280	29960-85	A-29960-85	305
26488-75	A-26488-75	176	27358-76	A-27358-76	136, 285	29960-91	A-29960-91	305
26488-91	A-26488-91	177	27360-76	A-27360-76	136, 285, 287, 289	29961-85	A-29961-85	305
26488-98	A-26488-98	177	27361-76	A-27361-76	285, 287, 289, 291	29965-70	A-29965-70	305
26489-75	A-26489-75	110, 176	27362-76	A-27362-76	155, 285, 287, 289	29965-75	A-29965-75	305
26495-75	L-3-925	176, 427	27376-52	L-3-763	13	29965-75A	A-29965-75A	305
26495-89	L-3-918	177, 427	27380-33A	A-27380-50	280	29965-81A	A-29965-81A	305
26497-75	A-26497-75	164, 176	27380-33A	A-27380-50	280	29967-84	A-29967-84	305
26550-38A	A-26550-38A	59, 172, 308, 390	27382-33	A-27382-33	280	29967-89A	A-29967-89	305
26551-39A	A-26551-39A	167, 308, 390	27382-77	A-27382-77	285, 287, 289	29970-88	A-29970-88	305
26552-72	A-26552-72	167, 169, 175, 308	27389-71	A-27389-71	283	29975-58A	E-1212B	297, 301
26554-77	A-26554-77	176, 308, 390	27391-36	L-3-761	280, 427	29975-65A	E-1211B	297, 301
26561-84	A-26561-84	48, 171, 308, 390	27405-26	A-27405-26	155, 280	29975-65A	E-1214B	301
26561-99	A-26561-99	NEW, 308, 390	27406-26	A-27406-26	165, 280	29976-83T	E-1216C	301
26856-89	A-26856-89	86, 94, 383, 430	27410-39	47-0447	281, 427	29980-84	A-29980-84	156
26858-99	A-26858-99	88, 383, 430	27410-57	47-0457	427	30011-36	A-30011-36	297, 299
26992-99	A-26992-99	133	27411-40	L-3-810	281, 427	30012-32	A-30012-32	297, 299
26995-86A	A-26995-86A	133, 291	27414-61	47-0477	427	30012-58	A-30012-58	297, 301
27002-89	A-27002-89	133, 291	27416-76	A-27416-76	285, 287, 289	30095-61	E-429	297, 301
27006-76	A-27006-76	283, 285, 287, 289	27417-76	A-27417-76	285, 287, 289	30131-59	K-2-407	301
27006-83	A-27006-83	283, 285, 287, 289	27418-76	A-27418-76	285, 287, 289	30132-61A	E-429A	297, 301
27006-87	A-27006-87	283, 285, 287, 289	27419-76	A-27419-76	285, 287, 289	30137-32	E-428	297, 299
27006-92T	A-27006-79	283, 285, 287, 289	27444-00Y	44-0300	102, 136	30137-32	K-2-408	299, 376
27008-83A	A-27008-83A	289	27577-88	A-27577-88	136, 291	30138-30	L-3-818	297, 299, 427
27012-83A	A-27012-83A	289	27577-92	A-27577-92	136, 291	30143-30	L-3-828	297, 299, 427
27015-72R	L-3-811	10, 427	27584-88	A-27584-88	155, 291	30143-58	L-3-830	297, 301, 302, 427
27023-71	L-3-812	283, 287, 289, 427	27599-66	A-27599-66	155	30145-46A	A-30145-46A	133, 299, 301
27039-48	E-801	281	27613-71	A-27613-71	155, 283	30148-58	A-30148-58	110, 297, 301
27039-48	E-802	281	27642-71	A-27642-71	155, 283	30201-58A	E-1007	295, 301
27046-48	E-801	281	27646-71	L-3-771	283, 427	30228-32	L-3-820	297, 299, 427
27046-48	E-802	281	27659-71	A-27659-71	155, 283	30276-58	A-30276-58	297, 301
27058-30	A-27058-30	281	27666-71	A-27666-71	155, 283	30280-18	A-30280-18	297, 299
27059-40	A-27059-40	281	27669-66	A-27669-66	155	30280-58	A-30280-58	297, 301
27060-55	A-27060-55	136, 281, 283, 285	27683-07	V-13-187	NEW, 309, 316	30350-58	E-425	297, 301
27062-78	A-27062-78	133, 287, 289	27689-61	A-27689-61	155	30350-66	E-426	297, 301
27062-78	A-27062-78A	133, 287, 289	27691-59	A-27691-59	155	30352-32	M-4-838	297, 299, 431
27063-57	A-27063-57	283, 285	27703-08	V-13-188	NEW, 309, 316	30352-32	M-4-838	297, 299, 431
27063-80	A-27063-80	287, 289	27706-66	A-27706-66	156	30373-51	L-3-821	297, 299, 427
27077-78	L-3-814	285, 427	27719-07	V-13-189	NEW, 309, 316	30425-32	A-30425-32	297, 299
27077-78	A-29250-78A	280, 287, 289	27762-71A	A-27762-71A	283			

EASTERN MOTORCYCLE PARTS

CROSS REFERENCE

OEM NUMBER	EASTERN NUMBER	PAGE NUMBER	OEM NUMBER	EASTERN NUMBER	PAGE NUMBER	OEM NUMBER	EASTERN NUMBER	PAGE NUMBER
30425-51	A-30425-51	297, 299	31488-81	L-3-907	103, 104, 427	32310-77	R-9-1536	316
30426-58	A-30426-58	297, 301	31489-79B	A-31489-79B	307	32311-83	R-9-1525	316
30427-26	A-30425-32	297, 299	31489-79C	A-31489-79C	307	32311-83	R-9-1535	316
30427-26	A-30425-51	297, 299	31489-79C	R-9-1519	NEW	32312-78A	R-9-1526	316
30427-86T	A-30426-58	297, 301	31490-67	A-31490-67	98	32317-86	R-9-1527	316
30430-26	A-30430-26	156, 297, 299	31493-67	A-31493-67	96, 98, 131	32370-26	R-9-1530	316
30450-32	A-30425-32	297, 299	31495-79	A-31495-79	98	32400-80A	R-9-1600	303
30450-51A	A-30425-51	297, 299	31501-65	A-31501-65	96, 98	32404-90	R-9-1604	303
30453-32	A-30453-32	156, 297, 299	31502-65	A-31502-65	96, 98	32404-94	R-9-1602	303
30453-58	A-30453-58	156, 297, 301	31503-65	A-31503-65	96, 98	32407-88 T	Y-21-857	376
30460-32	L-3-815	296, 298	31503-70	A-31503-70	96	32502-66A	Y-21-752	293
30463-32	L-3-816	296, 298, 301	31504-91A	A-31504-91A	307	32505-36A	Y-21-750	293
30475-66	A-30475-66	297, 301	31506-79B	A-31506-79B	307	32515-85T	A-32517-KIT	293
30605-48A	A-30605-48A	294	31511-01A	A-31511-01B	307	32521-36	L-3-752	293, 427
30851-58	E-1001A	295, 301	31522-00C	A-31522-00C	307	32522-37	L-3-753	10, 13, 427
30851-61	E-1000A	295, 301	31526-81A	A-31526-81A	307	32522-70	A-32522-70	293
30851-65A	E-1003A	295, 301	31530-65	A-31530-65	96	32525-36A	A-32525-36A	110, 293
31015-30	L-3-819	297, 299, 427	31531-69	A-31531-69	96	32531-36	A-32531-36	293
31020-30	A-31020-30	297, 299	31534-66	A-31534-66	99, 156, 306	32535-48	A-32535-48	271
31022-33	E-428	297, 299	31535-66	A-31535-66	99, 306	32536-48	A-32536-48	271
31035-31	A-31035-31	297, 299	31537-66	A-31537-66	99, 306	32537-48	A-32537-48	271
31035-58	A-31035-58	297, 301	31539-66	A-31539-66	107, 306	32538-48	A-32538-48	271
31040-31	A-31040-31	156, 297, 299	31541-66	A-31541-66	99, 306	32577-70	R-9-1540	293
31067-63	A-31067-63	297, 301	31542-66	A-31542-66	99, 295, 306	32577-70	A-32577-70	293
31070-30	A-31070-30	56, 297, 299	31557-81	A-31557-81	102, 103, 156, 306	32583-84T	M-4-4518	376
31070-58	A-31070-58	297, 301	31559-89	A-31570-73C	99, 100, 306	32589-36	M-4-4518	376
31071-37	A-31071-37	59, 62, 65, 297	31565-67	K-2-409	99, 100, 306, 376	32589-65	M-4-127	376
31073-63A	A-31073-63	297, 301, 302	31567-81	A-31567-81	103	32591-70	L-3-832	48, 77, 427
31080-83T	K-2-736	376	31570-73	A-31570-73	99, 100, 306	32591-80	L-3-834	48, 427
31081-83T	K-2-407	301	31570-73C	A-31570-73C	99, 100, 306	32592-36	A-32592-36	164, 376
31097-58	L-3-824	297, 301, 427	31575-73	A-31575-73	100, 306	32601-78	A-32601-78	48, 77, 293
31098-58	L-3-825	297, 301, 427	31576-73	A-31576-73	100, 306	32601-78	A-32601-78	48, 77, 293
31311-80	A-31311-80	96	31580-73	A-31580-73	100, 295, 306	32601-80	A-32606-82	48, 293
31312-80	A-31312-80	96, 131	31582-73	A-31575-73	100, 306	32605-70	A-32605-70	156, 293
31320-80	L-3-911	96, 427	31583-73	A-31583-73	100, 107, 306	32606-82	A-32606-82	48, 293
31321-80	L-3-912	96, 427	31584-73	A-31584-73	100, 306	32606-82	A-32606-96	48, 293
31326-91	A-31326-91	104, 156	31593-73	A-31593-73	156, 306	32608-70	A-32608-70	48, 77, 293
31330-91	A-31330-91	104, 156	31596-85	A-31575-81	103, 306	32608-72	A-32601-78	48, 77, 293
31341-80	A-31341-80	96, 133	31600-90	A-31600-90	102, 104, 156, 306	32618-70A	A-32618-70A	293
31342-94	A-31342-94	NEW	31601-04	A-31601-04	307	32629-30	A-32629-30	156
31350-83T	K-2-766	99, 376	31602-30	A-31602-30	303	32658-30	A-32658-30	294
31351-83T	K-2-768	99, 376	31604-48	A-31604-48	303	32661-70	A-32661-70	294
31352-85T	R-9-1032	307, 376	31604-61	A-31604-61	303	32726-30	A-32726-30	294
31424-67	A-31424-67	98	31606-65T	M-4-142	303, 376	32726-30A	A-32726-30A	294
31429-67	A-31429-67	98	31609-65	A-31609-65	303	33030-41	L-3-430	238, 427, 436
31430-94	A-31430-94	102, 306	31609-65A	A-31609-65A	303	33030-41	L-3-431	238, 427, 436
31435-65B	A-31435-65B	307	31609-80	A-31609-80	303	33031-36	M-4-847A	427, 430, 436
31438-65A	A-31438-65A	156, 307	31610-83T	M-4-140	303, 376	33031-65A	L-3-435	427, 436
31439-65A	A-31439-84	307	31614-83A	A-31614-83A	303	33031-70	L-3-437	428, 436
31439-65A	A-31439-84	307	31614-83A	74-1200	303	33031-80	L-3-440	428, 436
31440-65	A-31440-65	156, 307	31620-88A	A-31620-88A	303	33031-80	54-1412	447
31441-65A	A-31441-65A	307	31625-82	R-9-1038	303, 376	33031-82	L-3-445	428, 436
31443-65A	A-31443-65A	96, 98	31641-06	A-31641-06	NEW, 102, 156	33031-82	54-1414	447
31443-65TA	A-31443-65T	96, 98	31655-99	A-31655-99	303	33031-85	L-3-450	428, 436
31444-65A	A-31444-65A	307	31663-90	A-31663-90	102, 104	33031-85	L-3-451	428, 436
31445-65A	A-31445-65	96	31692-90	A-31692-90	102, 156	33031-91	L-3-453	428, 436
31458-66A	A-31458-66A	99, 306	31695-90	A-31695-90	102, 104, 136	33031-91	54-1418	447
31461-70	L-3-903	98, 427	31723-71A	J-1-21	303, 387	33031-93	54-1420	447
31463-88T	A-31463-88	99, 306	31727-72	J-1-21	303, 387	33031-99	L-3-461	428, 436
31471-67A	L-3-905	98, 427	31800-78	M-4-142	303, 376	33031-99	54-1424	447
31473-86	A-31473-86	306, 380	31981-65B	R-9-1560	316	33031-99	54-1426	447
31475-77	A-31475-77	307	31981-65B	R-9-1561	316	33032-99	L-3-466	428, 436
31478-65A	A-31478-65A	96	31986-65C	R-9-1564	316	33043-80	A-33043-80	223, 225, 229
31478-67	A-31478-67	98	31986-65C	R-9-1565	316	33057-72	J-1-135	263, 265
31482-65	A-31482-65	96	31986-65C	R-9-1566	316	33059-41C	J-1-137	263
31482-70	A-31482-70	96	31988-85T	R-9-1565	316	33061-52A	J-1-135	263, 265
31483-67	A-31483-67	98	32301-60	R-9-1532	316	33076-37	A-33076-37	133, 263, 265
31485-65	A-31485-65	96, 98	32301-80	R-9-1537	316	33080-36	A-33080-36	263
31488-77	L-3-906	99, 427	32309-69	R-9-1536	316	33082-16	A-33082-16	160, 203, 263

EASTERN MOTORCYCLE PARTS

CROSS REFERENCE

OEM NUMBER	EASTERN NUMBER	PAGE NUMBER	OEM NUMBER	EASTERN NUMBER	PAGE NUMBER	OEM NUMBER	EASTERN NUMBER	PAGE NUMBER
33084-41	A-33084-41	156, 263, 265	33374-00	A-33374-00	156, 235	34064-52	A-34064-52	269
33085-36	A-33085-36	156, 263	33375-00	A-33375-00	235	34065-52	A-34065-52	273
33088-41	A-33088-41	263	33379-57	W-14-191	247, 265	34066-52	A-34066-52	160, 269
33088-52	A-33088-52	265	33379-71A	W-14-189	249, 265	34067-52	A-34067-52	160, 273
33088-71	A-33088-71	265	33380-32	W-14-221	237	34068-52A	A-34068-52A	156, 269, 271, 273
33088-79	A-33088-79	265	33381-39	W-14-218	263	34069-71	A-34069-71	160, 273
33090-36	A-33090-36	263	33389-06	A-33389-06	156, 235	34073-91	A-34073-91	274
33094-57A	J-1-139	265	33389-07	A-33389-07	NEW, 156, 235	34075-89	A-34075-89	274
33094-77A	J-1-138	265	33390-26	A-33390-26	156, 237, 267, 269	34076-02	A-34076-02	275
33096-54B	J-1-136	263	33391-36	A-33391-36	156, 263	34077-91	A-34077-91	274
33099-52A	A-33099-52A	110, 265	33391-52	A-33391-52	156, 265	34082-79	A-34082-79	227, 233
33101-32	A-33101-32	110, 237	33393-50	A-33393-50	159, 263	34083-79	A-34083-79	156, 227, 233
33110-54	A-33110-54	265	33396-39	A-33396-39	160, 263	34085-79A	A-34085-79A	227, 233
33114-79	A-33114-79	223, 229, 231	33400-74	W-14-300	265	34087-79A	A-34087-79A	156, 227, 233
33119-79A	A-33119-79B	227, 233	33400-76	W-14-302	265	34088-79	A-34088-79	227, 266
33120-85	A-33120-85	96	33416-K/M	A-99005-92	469	34088-87	A-34088-87	227, 233, 235, 266
33121-79	A-33121-79	98	33429-39	A-33429-39	208	34089-79	A-34089-79	156, 227, 233
33125-89	A-33125-89	102, 160	33429-80	A-33429-80	208	34090-84	A-34090-84	206, 208
33126-90	A-33126-90	102, 160	33430-50	W-14-220	263	34091-06	40-0146	NEW, 213
33126-93	A-33126-93	102, 160	33430-59	W-14-219	263	34091-08	40-0148	NEW, 213
33126-94	A-33126-94	102, 160	33432-57A	W-14-217	265	34091-85	A-34091-85	211, 213
33150-59	K-2-417	263, 376	33432-73	W-14-216	265	34140-36	A-34140-36	266, 269
33152-59	A-33090-36	263	33436-31	A-33438-50	110, 263	34140-41	A-34140-41	266
33162-67	A-33162-67	247, 249	33438-50	A-33438-50	110, 263	34141-52A	A-34141-52A	266, 273
33163-65B	A-33163-65B	241	33442-57A	A-33442-57A	110, 265	34141-84A	A-34141-84A	266
33175-16	K-2-816	263	33442-73	A-33442-73	110, 265	34158-36	A-34158-36	266, 267, 269, 271
33175-16B	K-2-811	263	33443-84	75-0271	419	34158-36	74-0737	405
33182-63A	K-2-789	263	33445-89	A-33445-89	NEW, 110	34159-36	A-34159-36	266, 267, 269, 271
33187-79	A-33187-79	271	33446-94	A-33446-94	110, 245	34159-36	74-0735	405
33196-79	L-3-920	271, 428	33447-89	A-33447-89	102, 156	34161-41	A-34161-41	266
33197-79	A-33197-79	160, 271	33449-90	A-33449-90	102, 156	34165-36	A-34165-36	267, 269
33199-79	A-33199-79	156, 271	33449-94	A-33449-94	102, 156	34168-39	A-34168-39	267, 269
33201-79	A-33201-79	156, 271	33455-26	A-33455-26	156, 237	34168-52	A-34168-52	269, 271, 273
33205-80	A-33205-80	227, 233	33460-74	W-14-302	265	34175-36	A-34175-36	267, 269
33206-80	A-33206-80	227, 233	33630-52	J-1-33	276	34176-41	A-34176-41	266
33207-80	A-33207-80	227, 233	33638-52	A-33638-52	269	34179-33T	A-34179-33	131, 267, 269, 271
33208-80	A-33208-80	227, 233	33638-70	A-33638-70	269	34180-33	A-34180-33	161, 267, 269, 271
33209-80	A-33209-80	227, 233	33640-83	O-6-045	233, 275	34182-76	A-34182-76	269
33210-80	A-33210-80	227, 233	33644-52	Y-21-812	376	34184-79	A-34184-79	NEW, 271
33211-80	A-33211-80	227, 233	33644-65	Y-21-814	376	34186-76	A-34186-76	266, 267, 269, 271
33212-80	A-33212-80	227, 233	33644-71	Y-21-816	376	34190	A-99285-93	470
33213-31	K-2-819	263, 265	33652-90	A-33652-90	274	34191-79D	45-0202	NEW, 233, 235, 266
33213-31	K-2-819BLK	NEW, 263, 265	33653-90	A-33653-90	164, 274	34193-79D	45-0203	NEW, 233, 235, 266
33215-30	K-2-819	263, 265	33660-54	J-1-31	276	34195-79D	45-0204	NEW, 233, 235, 266
33215-30	K-2-819BLK	NEW, 263, 265	33851-52	J-1-125	276	34291-52B	A-34291-52B	266, 273
33277-36A	E-418	263, 378	33870-51	J-1-126	267, 276	34292-72A	A-34292-72A	266, 273
33277-36A	E-418C	263, 378	33871-67	J-1-126	267, 276	34293-72A	A-34293-72A	266, 273
33288-37	A-33288-37	110, 263	33871-K/M	A-99011-92	469	34294-84	A-34294-84	266, 273
33295-36	L-3-960	207, 263, 428	33878-51	J-1-127	267, 276	34295-84	A-34295-84	266, 273
33298-36	A-33298-36	206, 263	33900-59	A-33900-59	223, 225, 229, 308	34296-84	A-34296-84	266, 273
33298-65	A-33298-65	206, 208, 263, 283	33901-79	A-33901-79	271, 308	34297-84	A-34297-84	266, 273
33318-85	A-33318-85	160, 245, 380	33902-98	A-33902-98	229, 231, 308	34427-38	A-34427-38	110, 237
33333-79B	W-14-806-24	277	33904-00	A-33904-00	231, 308	34430-36	A-34430-36	110, 267
33334-79	A-33334-79	223	34031-36	A-34031-36	266, 267	34432-38	A-34432-38	110, 237
33334-85	A-33334-85	219, 225, 229	34031-41	A-34031-41	266, 269	34435-52	A-34435-52	110, 269
33335-79	A-33335-79	160, 223	34035-52	A-34035-52	10, 70, 133, 273	34447-52	J-1-32	269, 276
33336-83	W-14-806-22	277	34036-36	A-34036-36	133, 237, 267, 269	34447-74	J-1-28	269, 276
33337-83	W-14-803-23	277	34036-80	A-34036-80	136, 269, 271	34459-26	A-34459-26	237
33337-83	W-14-806-23	277	34037-52	A-34037-52	110, 273	34461-72	A-34461-72	271, 273
33338-83	W-14-803-22	277	34037-75	A-34037-75	110	34462-79A	A-34466-82	223, 225
33340-90	A-33340-90	102, 136	34040-52	A-34040-52	164, 271, 273	34462-79A	A-34466-82	223, 225
33344-94	A-33344-94	219, 229, 231	34050-36	A-34050-36	267, 269	34468-82	A-34466-82	223, 225
33348-57	W-14-213	265	34053-36	A-34053-36	267	34476-72	A-34476-72	271, 273
33348-78	W-14-214	265	34053-36	A-34053-KIT	NEW, 267	34477-53	A-34477-53	269, 273
33350-36	W-14-215	263	34057-36	A-34057-36	156, 237, 267	34478-53	A-34478-53	269, 273
33353-36	A-33353-36	208	34060-52	A-34060-52	273	34478-75	A-34478-75	269, 273
33353-78	A-33353-78	208	34062-52	A-34062-52	269, 271, 273	34481-91	A-34481-91	156, 274
33354-08	A-33354-08	NEW	34063-84B	A-34063-84B	NEW, 273	34482-53	A-34482-53	156, 269, 273
33362-52	A-33362-52	160, 265	34064-00C	A-34064-00C	156, 235, 275			

EASTERN MOTORCYCLE PARTS

CROSS REFERENCE

OEM NUMBER	EASTERN NUMBER	PAGE NUMBER	OEM NUMBER	EASTERN NUMBER	PAGE NUMBER	OEM NUMBER	EASTERN NUMBER	PAGE NUMBER
34483-02	A-34483-02	156, 274, 275	34977-00A	A-34977-00A	159, 235	35100-79	A-35100-79	208
34483-06	A-34483-06	NEW, 156, 275	34987-06	A-34987-06	156	35102-33	A-35102-33	237
34483-90	A-34483-90	156, 274	35020-89	A-35020-89	219	35105-52	A-35105-52	215
34485-52	A-34485-52	273	35021-89	A-35021-89	74, 164, 229	35105-83	A-35105-83	215
34486-90	A-34486-90	274	35022-89A	A-35022-89A	219	35110-33	A-35110-33	237
34491-91	A-34491-91	156, 274	35025-79B	74-0934	211, 213, 406	35111-36	A-35111-36	208
34498-52	A-34498-52	110, 269	35026-79C	74-0936	211, 406	35111-80	A-35111-80	208
34500-52A	A-34500-52A	156, 269, 273	35027-79B	74-0940	211, 460	35112-52	A-35112-52	164, 215
34551-52	A-34551-52	269	35028-79B	74-0950	211, 406	35112-84	A-35112-84	163, 215
34552-52	L-3-965	269, 428	35029-79	74-0954	211, 406	35113-52	A-35113-52	164, 215
34555-52	J-1-29	269, 276, 376	35029-85A	74-0957	211, 406	35114-02	A-35114-02	41, 42, 75, 164
34555-74	J-1-30	269, 276, 376	35029-91A	74-0959	211, 406	35115-99	A-35115-99	41, 164
34564-74A	O-6-043	276	35030-89	A-35030-89	74, 107	35118-03	A-35118-03	75, 164
34565-52	L-3-966	269, 428	35034-89A	74-0550	411	35125-37	A-35125-37	206
34606-54A	O-6-042	273, 276	35036-84A	74-0852	215, 412	35129-36	A-35129-36	163, 206
34606-54A	O-6-042	273, 276	35036-84A	A-35036-84A	201, 215	35131-36	A-35131-36	206
34606-75	O-6-044	276	35038-89	A-35038-89	74, 164	35133-04	A-35133-04	221
34609-52	K-2-785	276	35039-65	W-14-186	206, 208	35150-52	A-35150-52	10, 13, 215,
34611-65	K-2-786	233, 235	35039-65	74-0748	206, 208, 412	35151-52A	A-35151-52A	10, 65, 68, 133
34621-06	O-6-092	NEW	35039-65	A-35039-65	201, 206, 208, 412	35151-74	A-35151-74	70, 72, 74, 133
34621-90	O-6-090	NEW	35039-70A	74-0750	206, 208, 412	35159-39	A-35159-39	207
34623-A	A-96785-93	468	35039-70B	A-35039-70B	201, 206, 208, 412	35169-52	L-3-868	10, 13, 215, 428
34628-54A	A-34628-54A	273	35039-70B	A-35039-70B	201, 206, 208, 412	35171-37	A-35171-37	207
34628-75	A-34628-75	273	35039-85	74-0752	206, 412	35175-38	A-35175-38	207
34628-86	A-34628-86	NEW, 273, 276	35039-85	A-35039-85	201, 206, 412	35195-26	A-35195-26	159
34643-K/M	A-99015-92	470	35040-50	74-0745	206, 208, 412	35197-52	W-14-802-19	277
34723-47	A-34723-47	206	35040-50	A-35040-50	201, 206, 208, 412	35198-52	W-14-802-20	277
34724-36	A-34724-36	206	35041-84	A-35041-84	215	35203-36	W-14-801-22	207, 277
34731-K/M	A-99012-92	470	35042-79	74-0990	211, 412	35205-52A	W-14-802-21	278
34732-82A	A-34466-82	223, 225	35042-79	A-35042-79	201, 211, 412	35205-79	W-14-804-21	278
34734-K/M	A-99007-92	469	35042-85	74-0992	211, 412	35206-79	W-14-804-22	278
34735-36	J-1-141	206	35042-85	A-35042-85	201, 211, 412	35208-84	W-14-805-21	278
34735-K/M	A-99004-79	469	35042-90	74-0994	211, 412	35209-85	W-14-805-22	278
34740-K/M	A-99006-92	469	35042-90	A-35042-90	201, 211, 412	35211-36	A-35211-36	131, 207, 223, 225
34761-K/M	A-99020-92	470	35042-91	74-0996	211, 213, 412	35211-91A	A-35211-91	131, 221, 329
34803-59	A-34803-59	269	35042-91	A-35042-91	201, 211, 213, 412	35212-41	W-14-801-23	278
34824-36	L-3-961	207, 267, 269, 271	35043-41	W-14-176	237	35212-80	W-14-803-24	278
34824-79	L-3-921	428	35043-41	A-35043-41	201, 237, 412	35213-41	W-14-801-24	278
34825-41	L-3-973	237, 428	35044-56	W-14-180	215	35214-41	W-14-801-25	278
34826-41	L-3-975	237, 428	35044-56	74-0845	215, 412	35215-41	W-14-801-26	278
34831-39	A-34831-39	133, 237	35046-36	A-35046-36	131, 208	35216-26	A-35216-26	161
34844-57B	A-34844-57B	NEW, 68	35046-67	W-14-181	215	35216-36	A-35216-36	207
34897-53	A-34897-53	247	35046-71	74-0850	215, 412	35216-79	A-35216-79	215
34898-79	A-34898-79	110, 265	35046-71A	W-14-182A	215	35230-36	A-35230-36	133, 207
34901-07A	L-3-894	380, 428	35046-71A	A-35046-71A	201, 215	35230-36	A-35230-36	133, 207
34901-79A	54-3480	446	35047-53	A-35047-53	131, 215	35231-36	L-3-967	207, 428
34901-79B	L-3-890	428	35047-71A	A-35047-71A	131, 215	35240-07	42-0500	NEW, 164
34901-85	L-3-892	380, 428	35050-40	A-35050-40	161, 208	35277-52A	W-14-201	215
34901-94	L-3-893	245, 380, 428	35050-52	A-35050-52	161, 215	35277-52A	74-0860	215, 410
34901-94A	54-3483	245, 380, 446	35051-89	A-35051-89	107, 211, 213, 221	35282-59	W-14-232	NEW, 207, 208
34902-79	L-3-895	428	35060-00	A-35060-00	51	35294-41	W-14-247	237
34903-79	L-3-896	428	35063-89	A-35063-89	221	35296-56	W-14-205	215
34904-79	L-3-898	223	35064-79	A-35064-79	211, 213	35296-56	74-0865	215, 410
34904-86	L-3-901	225, 229, 231	35065-65	74-0755	206, 407	35305-56A	W-14-198	215
34906-79A	L-3-885	428	35065-65B	W-14-440	206	35305-56A	74-0870	215, 410
34906-79A	L-3-877	428	35067-77	74-0758	206, 407	35306-36	74-0760	407
34906-79A	54-3490	446	35067-77A	W-14-442	206	35306-59	W-14-228	207, 208
34906-85	L-3-878	245, 380, 428	35070-77	A-35070-77	206	35306-59	74-0762	207, 208, 407
34917-90	L-3-1023	428	35070-80	A-35070-80	206	35316-41	A-35316-41	110, 237
34920-71	A-34920-71	249	35070-82A	A-35070-82A	206	35320-41	A-35320-41	110, 237
34920-86	A-34920-86	229, 231, 251, 253	35070-84	A-35070-84	206	35322-38	A-35322-38	110, 208
34949-64	K-2-762	68	35076-79	A-35076-79	223, 225, 229, 231	35326-33	A-35326-33	110, 237
34952-52	L-3-860	10, 13, 68, 265	35078-79	A-35078-79	131, 223, 225, 229	35326-73	A-35326-73	216
34952-52A	L-3-861	10, 13, 68, 265	35079-80	A-35079-80	206	35327-73	A-35327-73	218
34955-04	54-7100	NEW, 428	35079-82A	A-35079-82A	206	35328-73	A-35328-73	218
34955-67	L-3-862	68, 265, 428	35087-99A	A-35087-99A	164, 231	35329-73	A-35329-73	218
34955-75	L-3-864	70, 72, 265, 428	35094-31	A-35094-65	110, 206	35332-33	A-35332-33	237
34955-75X	54-3495	446	35094-31	A-35094-65	110, 206	35336-74	A-35336-74	271, 273
34955-89	L-3-865	74, 428	35100-36	A-35100-36	208	35337-36	A-35337-36	164, 208, 216
34955-89A	54-3497	446						

EASTERN MOTORCYCLE PARTS

CROSS REFERENCE

OEM NUMBER	EASTERN NUMBER	PAGE NUMBER	OEM NUMBER	EASTERN NUMBER	PAGE NUMBER	OEM NUMBER	EASTERN NUMBER	PAGE NUMBER
35337-56	A-35337-56	164	35631-54	A-35631-54	218	35852-84	A-35852-84	124
35340-33	A-35340-33	237	35631-73	A-35631-73	218	35853-96	A-35853-96	124
35341-41	A-35341-41	237	35632-79	74-0975	211, 213, 412	35860-86	A-35860-86	219
35343-73	A-35343-73	216	35632-79	A-35632-79	201, 211, 213, 412	35860-92	A-35860-92	219
35344-41	A-35344-SET	238	35633-89A	74-0555	411	35861-86	A-35861-86	219
35344-73	A-35344-73	216	35640-89	A-35640-89	201, 221, 412	35861-92	A-35861-92	219
35347-41	A-35347-41	238	35640-89	74-0565	221, 412	35862-86	A-35862-86	219
35347-41	A-35348-41	238	35641-89	74-0560	221, 412	35862-92	A-35862-92	219
35349-41	A-35349-41	238	35641-89	A-35641-89	201, 221, 412	35863-86	A-35863-86	219
35349-52	A-35349-52	216	35652-79A	L-3-899	223, 225, 229, 428	35863-92	A-35863-92	219
35350-41	A-35350-41	238	35653-98	47-0654	231, 428	35864-86	A-35864-86	219
35350-52	A-35350-52	216	35665-36	74-0775	203, 405	35864-92	A-35864-92	219
35351-41	A-35351-41	238	35665-36A	W-14-226	203	35865-86	A-35865-86	219
35351-52	A-35351-52	216	35695-58	W-14-202	218	35865-92	A-35865-92	219
35352-41	A-35352-41	238	35695-58	74-0890	218, 410	35866-92	A-35866-92	219
35352-52	A-35352-52	216	35699-76	74-0730	203, 407	35867-92	A-35867-92	219
35353-41	A-35353-41	238	35699-76	W-14-236	203	35868-92	A-35868-92	219
35353-52	A-35353-52	216	35700-36	74-0728	203, 407	35869-92	A-35869-92	219
35354-41	A-35354-41	238	35700-69	W-14-235	203	35870-92	A-35870-92	219
35354-52	A-35354-52	216	35700-76	74-0730	203, 407	35871-92	A-35871-92	219
35355-72	A-35355-72	216	35700-76	W-14-236	203	35875-36	A-35875-SET	203
35356-72	A-35356-72	216	35709-41	W-14-243	238	35876-36	A-35876-36	203
35356-86	A-35356-86	216	35709-54B	W-14-204	218	35877-36	A-35877-36	203
35357-82	A-35357-82	216	35709-54B	74-0880	218, 410	35878-36	A-35878-36	203
35358-82	A-35358-82	216	35713-36	W-14-235	203	35879-36	A-35879-36	203
35359-82	A-35359-82	216	35716-76T	74-0730	203, 407	35882-36	A-35882-36	203
35360-82	A-35360-82	216	35716-76T	W-14-236	203	35883-36	A-35883-36	203
35361-56	A-35361-56	216	35750-58	74-0885	218, 410	35884-36	A-35884-36	203
35363-52	A-35363-52	216	35750-58A	W-14-197	218	35891-66	A-35891-66	273
35364-56	A-35364-56	216	35751-36	W-14-229	203	35910-33	A-35910-33	238
35365-36	A-35365-36	209	35751-36	74-0765	203, 407	35911-33	A-35911-33	238
35380-41	A-35380-SET	238	35751-79	W-14-239	203	35913-39	A-35913-39	238
35380-84	A-35380-84	216	35760-73	W-14-211	219	35915-36	A-35915-36	204
35381-84	A-35381-84	216	35760-73	74-0856	219, 410	35917-36	A-35917-36	204
35382-84	A-35382-84	216	35760-84A	W-14-212	219	35920-36	A-35920-36	204
35383-84	A-35383-84	216	35765-36	W-14-230	NEW, 203	35960-52	A-35960-52	64, 107
35384-41	A-35384-41	238	35771-89A	74-0520	411	35960-54	A-35960-54	107, 219
35384-84	A-35384-84	216	35772-89A	74-0525	411	35961-52	A-35961-52	107, 204, 216, 219
35385-41	A-35385-41	238	35773-89A	74-0535	411	36025-36	L-3-968	207, 428
35385-84	A-35385-84	216	35775-89A	74-0540	411	36027-36	A-36027-36	207
35386-41	A-35386-41	238	35787-52	A-35787-52	110, 219	36035-26	A-36035-26	110
35387-41	A-35387-41	238	35787-72	A-35787-72	110, 219	36042-41	A-36042-41	110, 238
35388-41	A-35388-41	238	35789-36	A-35789-36	110, 203	36045-76	A-36045-76	204
35389-41	A-35389-41	238	35791-36	A-35791-36	110, 203	36046-36	A-36046-36	204
35390-41	A-35390-41	238	35809-58	A-35809-58	219	36048-36	A-36048-36	204
35391-41	A-35391-41	238	35810-36	A-35810-36	164, 203	36048-76A	A-36048-76A	204
35404-74	A-35404-74	273	35811-36	A-35811-36	203	36715-84	A-36715-84	156, 251, 253
35440-38	W-14-225	209	35812-36	A-35812-36	203	36715-94	A-36715-94	159, 253
35440-38	74-0768	209, 405	35813-84B	A-35813-KIT	201, 218, 412	36730-84	A-36730-84	251
35441-41	A-35441-41	238	35818-72	A-35818-72	219	36731-91	A-36731-91	253
35445-41	A-35445-41	238	35819-72	A-35819-72	219	36787-84	A-36787-84	251, 256
35607-73	L-3-742	428	35820-52	A-35820-52	219	36788-84	A-36788-84	251, 256
35612-37	A-35614-65	201, 203	35821-52	A-35821-52	219	36788-84	A-36788-84B	251, 256
35613-41	A-35613-41C	NEW, 238	35821-72	A-35821-72	219	36793-84	A-36793-84	251
35613-52	A-35613-52	65, 201	35824-52	A-35824-52	219	36794-84	A-36794-84	251
35613-58	W-14-210	218	35825-52	A-35825-52	219	36795-84	A-36795-84	164, 251
35613-58	74-0875	218, 412	35828-52	A-35828-52	219	36797-84	A-36797-84	164, 251
35613-58	A-35613-58	201, 218, 412	35829-52	A-35829-52	219	36798-84	A-36798-84	164, 251
35613-84	A-35613-84	201, 218, 412	35830-72	A-35830-72	219	36799-84	A-36799-84	107, 251
35613-91	A-35613-91	201, 218, 412	35836-55	A-35836-55	219	36799-91	A-36799-91	107, 253
35614-65	A-35614-65	201, 203	35838-55	A-35838-55	219	36801-79	L-3-897	223, 225, 428,
35614-76	A-35614-76	201, 203	35839-55	A-35839-55	219	36801-87A	L-3-900	225, 229, 231, 428
35614-80	A-35614-80	201, 203	35840-52	A-35840-52	219	36821-68	47-0707	428
35622-79A	74-0932	211, 213, 406	35845-84	A-35845-84	219	36857-36	A-36857-36	110
35625-79B	74-0945	211, 406	35846-84	A-35846-84	219	36906-36	A-36906-36	256, 259
35626-79B	74-0947	211, 406	35847-84	A-35847-84	219	36917-36	J-1-133	NEW, 259
35628-79	A-35628-79	211	35848-84	A-35848-84	219	36918-52	J-1-132	NEW, 259
35629-79	A-35629-79	211, 213	35850-84	A-35850-84	124	36954-62	K-2-787	339
35630-36	A-35630-36	203	35851-84	A-35851-84	124	36956-65A	K-2-790	339

EASTERN MOTORCYCLE PARTS

CROSS REFERENCE

OEM NUMBER	EASTERN NUMBER	PAGE NUMBER	OEM NUMBER	EASTERN NUMBER	PAGE NUMBER	OEM NUMBER	EASTERN NUMBER	PAGE NUMBER
37051-36	J-1-131	NEW, 259	37449-56	W-14-450	216	37871-84	A-37875-86A	242
37052-65	J-1-131	NEW, 259	37450-41	W-14-464	238, 239	37871-90	A-37871-90	243
37053-68	J-1-130	259	37458-41	A-37458-41	110, 238, 239	37871-98	A-37871-98	244
37054-79	J-1-129	259	37458-52	A-37458-52	110, 216	37872-90	A-37872-90	243, 253
37069-90	A-37069-90	211, 213, 244, 261	37460-41	A-37460-41	131, 239	37875-86A	A-37875-86A	242
37070-39B	A-37070-39B	NEW, 241, 256	37462-41	A-37462-41	161, 239	37876-52	A-37876-52	247, 257
37074-38A	V-13-185	NEW, 241, 257	37465-41	A-37465-41	133, 238	37879-71	A-37879-71	249, 257
37081-44	A-37081-44	239	37467-41	A-37467-41	107, 238, 239	37901-84A	A-37901-84A	242
37084-79	A-37084-79	223, 225	37480-41	A-37480-41	238, 239, 257	37903-84	A-37903-84	242
37085-80	J-1-175	223, 225	37482-41	A-37482-41	238, 239	37903-90	A-37903-90	243, 244
37088-79	A-37088-79	211, 261	37495-91	A-37495-91	131, 221, 253	37904-84	A-37904-84	164, 242
37088-84	A-37088-84	211, 261	37496-41	A-37496-41	131, 241	37904-90	A-37904-90	164, 243, 244, 253
37088-85	A-37088-85	211, 261	37496-41	A-37496-41	131, 241	37905-00	A-37905-00	164, 244
37088-87	A-37088-87	211, 261	37496-84	A-37496-84	131, 242	37905-84	A-37905-84	164, 242
37088-90	A-37088-90	211, 213, 244, 261	37496-90	A-37496-90	131, 243, 244	37905-90	A-37905-90	164, 243, 244, 253
37089-79	A-37089-79	211, 261	37499-71	A-37499-71	249, 257	37906-11	A-37906-11	NEW, 107, 244
37089-84	A-37089-84	211, 261	37503-41	A-37503-41	161, 241	37906-84	A-37906-84	107, 242
37090-79	A-37090-79	211	37523-15A	A-37523-15	159, 241	37906-90	A-37906-90	107, 243, 244
37090-84	A-37090-84A	190, 213, 243, 261	37523-85	A-37523-85	159, 211, 242	37907-84	A-37907-84	164, 242
37090-84	A-37090-84A	190, 213, 243, 261	37526-56A	A-37526-56A	131, 247	37908-90	A-37908-90	164, 243, 253
37090-98	A-37090-98	243, 244, 261	37527-67	A-37527-67	131, 247, 249	37909-90	A-37909-90	164, 243, 244, 253
37092-06	A-37092-06	244, 261	37531-56B	A-37531-56B	133, 216	37910-90	A-37910-90	243, 253, 258
37094-82	J-1-175	223, 225	37533-52A	A-37533-52A	161, 247, 249	37911-90	A-37911-90	243, 253, 258
37096-83	J-1-175	223, 225	37535-52	A-37535-52	247, 257	37912-91	A-37912-91	243, 253
37096-83	J-1-175	223, 225	37549-41	A-37549-41	241, 257	37912-98	A-37912-98	244
37101-84	A-37101-84	72, 74, 133, 225	37550-41A	A-37550-41A	241, 254, 257	37913-90	A-37913-90	243, 253, 258
37107-06	A-37107-06	133	37550-41C	A-37550-41C	241, 254	37913-98	41-0100	244, 258
37201-54	A-37201-54	247, 257	37550-41TB	A-37550-41TB	241, 254	37930-41	E-422	241, 258
37202-71A	A-37202-71A	249, 257	37550-84A	A-37550-84A	242, 254	37930-68A	E-421	241, 258
37203-71A	A-37203-71A	249, 257	37550-90A	A-37550-90A	243, 254	37930-84	A-37931-84	242, 258
37210-47	A-37210-47	247, 257	37550-90A	45-0205	NEW, 243	37931-41	A-37931-41	239, 258
37222-52	A-37222-52	157, 247, 257, 273	37550-98	A-37550-98	244, 254	37931-84	A-37931-84	242, 258
37228-75	A-37228-75	241, 261	37556-57B	A-37556-57B	247, 257	37950-41	A-37950-41	241, 258
37276-53	A-37279-80	247, 257	37566-58	A-37567-41A	241, 254, 257	37975-41	A-37975-41	241, 258
37276-53	A-37280-80	247, 257	37567-41A	A-37567-41A	241, 254, 257	37975-81	A-37975-81	241, 258
37276-53	A-37276-53	247, 257	37568-67	A-37568-67	247, 257	37975-84	A-37975-84	242, 258
37279-56	A-37279-80	247, 257	37574-44	A-37574-44	241, 254	37975-90	A-37977-90	243, 253, 258
37279-56	A-37279-56	247, 257	37576-41	A-37576-41	241, 254, 257	37977-41	41-0105	239, 258
37279-67	A-37279-67	247, 257	37577-41	A-37577-41	239	37977-90	A-37977-90	243, 253, 258
37280-67	A-37280-80	247, 257	37581-47	A-37581-47	131, 239, 241, 254	37985-52A	E-423	247, 258
37281-47	A-37279-80	247, 257	37581-52	A-37581-52	131, 247, 257,	37985-71	E-424	249, 258
37281-47	A-37280-80	247, 257	37582-52	A-37582-52	131, 247, 257	37987-71	A-37987-71	249, 258
37281-47	A-37281-47	247, 257	37583-41	A-37583-41	241, 257	37992-52	A-37992-52	247, 258
37282-53	A-37279-80	247, 257	37584-41	A-37584-41	239, 257	37992-71A	A-37992-71A	249, 258
37282-53	A-37282-53	247, 257	37584-54	A-37584-54	247, 257	38005-74	A-38005-74	249, 258
37285-38	J-1-145	241, 261	37584-64	A-37584-64	247, 257	38010-41	A-38010-41	241, 254, 258
37285-38	J-1-145	241, 261	37584-67	A-37584-67	247, 257	38013-52	A-38013-52	247, 258
37285-65	J-1-146	241, 261	37585-41	A-37585-41	241, 257	38025-41	A-38025-41	239, 241, 258
37285-70	J-1-147	241, 261	37586-41	A-37586-41	257	38076-52	A-38076-52	157, 247
37285-75A	J-1-148	241, 261	37702-70A	A-37702-70A	241	38077-41	A-38075-41	157, 241
37285-84	A-37285-84	261	37703-41	A-37703-41	241	38077-68	A-38075-68	157, 241
37287-41	A-37287-41	238, 239	37721-54	A-37721-54	247, 257	38079-72	A-38079-72	157, 249
37310-39	A-37310-39	107, 257	37722-52	A-37722-52	107, 247	38080-71	A-38080-71	157, 249
37312-75	A-37312-75	107, 211, 213, 241	37722-71	A-37722-71	107, 249	38101-52	A-38101-52	247, 258
37313-80	A-37313-80	211, 213, 241, 244	37731-52	A-37731-52	247, 257	38130-54	A-38130-54	247, 258
37339-53	A-37339-53	133, 247	37732-52	A-37732-52	247, 257	38130-71	A-38130-71	249, 258
37347-42	A-37347-42	157	37733-52	A-37733-52	247, 257	38135-50	A-38135-50	247, 258
37357-41	A-37357-41	241, 257	37734-52	A-37734-52	247, 257	38495-52	Y-21-900	376
37357-84	A-37357-84	242, 257	37735-52	A-37735-52	247, 257	38498-52	A-38498-52	157
37358-41	A-37358-41	239, 257	37740-57	A-37740-57	133, 247	38502-52	A-38502-52	258
37361-41	A-37361-41	131, 239, 241, 257	37741-67	A-37741-67	133, 207, 247	38505-52	A-38505-52	107
37382-53	A-37280-80	247, 257	37741-82	A-37741-82	133, 207	38599-83	E-1020	357
37436-36	A-37436-36	207, 209	37753-76	A-37753-76	257, 265	38608-73	Y-21-302	362, 387
37448-67	W-14-452	216	37754-74	A-37754-74	257, 265	38609-72	Y-21-304	362
37448-71	74-0910	216, 410	37755-73	A-37755-73	257, 265	38618-52	E-1010	357
37448-71	W-14-454	216	37760-52	A-37760-52	247, 257	38618-68	E-1012	357
37448-79	W-14-456	216	37762-52	L-3-866	10, 247, 428	38618-68A	E-1025	357
37448-79	74-0912	216, 410	37870-91	A-37870-91	221, 253, 257	38619-57	E-1014	357
37448-84A	W-14-458	216	37871-41	A-37871-41	241	38619-71	E-1017	357

EASTERN MOTORCYCLE PARTS

CROSS REFERENCE

OEM NUMBER	EASTERN NUMBER	PAGE NUMBER	OEM NUMBER	EASTERN NUMBER	PAGE NUMBER	OEM NUMBER	EASTERN NUMBER	PAGE NUMBER
38619-86	-1028	357	41195-52	A-41195-52	331	41600-67	A-41600-67	323, 352
38621-86	E-1030	357	41195-63	A-41195-63	NEW, 331	41603-32	J-1-72	322
38634-75A	E-1070	357	41196-55	A-41196-55	331	41606-77	A-41606-77	325
38634-76	E-1072	357	41196-73	A-41196-73	331	41606-80	A-41606-80	325
38871-K/M	A-94800-94	NEW, 462	41196-83	A-41196-83	331	41607-83	A-41607-83	325
39458-K/M	A-99501-96	470	41198-73	A-41198-73C	339	41667-75	A-41667-75	157, 353
39966-80	A-39966-80	329	41201-55	A-41201-55	331	41671-37	J-1-74	339, 344, 350
39976-65B	O-6-019	329	41202-79	A-41202-79	331	41685-37	A-41685-37	339, 350
39978-58	O-6-021	329	41203-79	A-41203-79	331	41691-31	A-41691-31	339, 350, 355
39979-58A	O-6-021A	329	41205-52	A-41205-52	331	41718-41	A-41718-41	323
39985-52	M-4-644	329	41207-79	42-0103	NEW, 331	41731-82	A-41731-82	362
39996-65	A-39996-65	161, 329	41210-55	A-41210-55	133, 331	41737-63T	Y-21-809	376
40007-80	17-0809	NEW, 348	41349-07	A-41349-07	NEW, 332	41740-58	A-41740-58	345, 352
40019-77	A-40019-80A	157, 329	41401-37	J-1-90	339, 350	41740-63	A-41740-63	345, 352
40019-77	A-40019-80A	157, 329	41401-52	J-1-465	339, 353	41743-58	A-41743-58	345, 352
40019-86A	A-40019-86A	157, 329	41401-58	J-1-90B	339, 352	41744-58	A-41744-58	345, 352
40210-30	W-14-428-23	278	41420-30	J-1-91	327, 339, 350	41745-58	A-41745-58	345, 352
40210-55	W-14-429-23	278	41421-35	A-41421-35	327, 339	41748-58	A-41748-58	345, 352
40211-30	W-14-428-24	278	41425-37	J-1-118	339, 350, 352	41748-63	A-41748-63	345, 352
40211-55	W-14-429-24	278	41470-30	A-41470-30	327, 350	41749-58	A-41749-58	345, 352
40212-30	W-14-428-25	278	41470-58	A-41470-58	327, 352	41750-63	A-41750-63	345, 350
40212-55	W-14-429-25	278	41470-62	A-41470-62	327, 352	41761-78	A-41761-78B	345
40235-29	W-14-426-27	278	41470-67	A-41470-67	327, 352	41762-58A	A-41762-58	346
40236-29	W-14-426-28	278	41470-70	A-41470-70	327	41764-58	A-41764-58	346
40237-29	W-14-426-29	278	41470-73A	A-41470-73	327	41764-70	A-41764-70	346
40238-29	W-14-426-30	278	41470-78	A-41470-73C	327	41769-58	A-41769-58	NEW, 157, 346
40239-29	W-14-426-31	278	41470-82	A-41470-82	327	41801-58A	A-41801-58A	344, 352
40240-89	A-40240-89	329	41470-86T	A-41470-86	327	41801-63	A-41801-63	344, 352
40251-92	A-40251-92	221, 329, 404	41474-35	A-41474-35	NEW, 327	41805-38	A-41805-38	344, 350
40254-02	A-40254-02	75	41485-30	J-1-120	327, 350	41808-58	A-41808-58	344, 352
40280-70	W-14-432-22	278	41485-30	J-1-122	327, 352	41808-63	A-41808-63	344, 352
40282-70	W-14-432-23	278	41485-30	J-1-121	327	41814-76	A-41814-76	331, 339
40295-70	W-14-432-24	278	41485-30	J-1-119	327	41835-30	A-41835-30	157, 350
40297-06	A-40297-06	NEW, 124	41485-67	J-1-124	327, 352	41835-57R	A-41835-57R	10, 157
40302-55A	A-40302-55A	157, 329	41492-90T	A-41492-90	327	41835-58	A-41835-58	344, 352
40320-06	A-40320-06	NEW, 278	41493-90T	A-41493-90	327	41835-69B	J-1-93	157, 353, 356
40333-06	A-40333-06	NEW, 124	41548-84	M-4-658	329	41836-58	A-41836-58	157, 352
40387-70	A-40387-70	124, 329	41551-41	A-41551-41	322	41836-63	A-41836-63	157, 352
40392-70	A-40392-70	124, 329	41551-52	J-1-68E	322, 353	41836-84	J-1-92	157, 362
40392-91	A-40392-91	124	41552-36	J-1-68	322	41837-58	A-41837-58	157, 352
40503-63	A-40503-63	157	41552-58A	J-1-68B	322	41837-63	A-41837-63	157, 352
40520-63	A-40520-63	70, 72, 74, 110	41552-67	J-1-68D	322	41841-31	A-41841-31	344, 350, 352, 353
40521-75	A-40521-75	157	41552-73	J-1-68A	322	41848-38	A-41848-38	344, 350
40903-87	A-40903-87	164	41563-77	J-1-68J	322	41848-64	A-41848-64	344
40906-82A	A-40906-82A	324	41570-77	M-4-646	329	41849-41	A-41849-41	344
40910-84B	A-40910-84B	324	41573-84	M-4-655	329	41858-08	A-41858-08	NEW, 332
40918-82	A-40918-82	164	41576-36	M-4-645	329	41870-38	J-1-75	339, 350
40918-87	A-40918-87	164	41584-86A	45-0194	NEW, 322	41872-38	J-1-75	339, 350
40920-79	A-40920-79	157	41591-81	A-41591-81	324	41875-38	J-1-75	339, 350
40920-82	A-40920-82	157	41591-90	A-41591-90	324	41900-08	A-41900-08	NEW, 332
40920-87	A-40920-87	157	41592-79	A-41592-79	324	41925-52A	A-41925-52	339, 353
40922-79	A-40922-79	345	41593-38	A-41593-38	324	41929-36	J-1-78	339, 350
40923-79	M-4-642	345	41594-73	A-41594-73	324	42252-52	A-42252-52	340, 353
40930-04	A-40930-04	324	41595-00A	A-41595-00A	324	42253-67	A-42253-67	340, 353
40930-05	A-40930-05	324	41595-36	A-41595-36	324	42257-36	J-1-77	340, 350
40954-81	A-40954-81	327	41595-58	A-41595-58	324	42264-52	A-42264-52	340, 353
40954-83	A-40954-83	327	41595-67	A-41595-67	324	42269-30	J-1-84	340, 350, 353, 354
40956-82	A-40956-82	341	41595-73	A-41595-73	324	42269-70	J-1-84A	340
40956-87	A-40956-87	341	41595-86	A-41595-86	324	42273-30	J-1-82	340, 350
41004-82	A-41004-82	341	41596-30	J-1-67	324, 350, 352	42298-08	51-0135	NEW, 343
41033-82	A-41033-82	341	41596-30	J-1-60	NEW, 324, 350, 352	42301-58A	A-42301-58A	341
41084-02A	A-41084-02A	322	41596-58	A-41596-58	324, 352	42302-58	A-42302-58	341
41109-88	45-0190	NEW, 322	41596-63	A-41596-63	324, 352	42303-70A	A-42303-70A	341
41110-79A	A-41110-79A	322	41598-35	A-41598-35	324	42304-70A	A-42304-70A	341
41112-79	M-4-655	329	41598-52	A-41598-52	324, 353	42304-79	A-42304-79	341
41114-90	45-0191	NEW, 322	41600-36	A-41600-36	323, 350	42304-82	A-42304-82	341
41116-97	A-41116-97	322	41600-55	A-41600-55	325, 353	42308-78	A-42308-78	340, 341
41191-74	A-41191-74	339	41600-58	A-41600-58	323, 352	42309-70	A-42309-70	340, 341
			41600-63	A-41600-63	323, 352	42318-72	A-42318-72	340, 341
						42320-82	A-42320-82	341

EASTERN MOTORCYCLE PARTS

CROSS REFERENCE

OEM NUMBER	EASTERN NUMBER	PAGE NUMBER	OEM NUMBER	EASTERN NUMBER	PAGE NUMBER	OEM NUMBER	EASTERN NUMBER	PAGE NUMBER
42326-82	A-42326-82	346	43608-00	A-43608-00	332	44063-83	O-6-068	344
42333-30	J-1-83	340, 350	43608-82	A-43608-82	332	44063-83	51-0117	343
42374-77B	A-42374-77B	346	43612-92	A-43612-92	332	44099-77	O-6-063	344
42374-82B	A-42374-82A	346	43613-00	40-0210	NEW, 332	44099-77	51-0111	343
42374-86	A-42374-86	346	43613-92	A-43613-92	332	44124-72A	A-44124-72	348
42382-82A	A-42382-82A	346	43617-95	A-43617-95	325	44127-72A	A-44127-72A	348
42382-87A	A-42382-87A	346	43620-78	40-0215	332	44133-72	A-44133-72	348
42402-73A	J-1-51	340	43621-78	40-0225	332	44133-72	17-0809	NEW, 348
42410-52	K-2-425	340, 353	43622-78	40-0200	NEW	44135-74	O-6-022	344
42411-70	J-1-52	340	43623-78	A-43623-78	332	44135-74	51-0121	343
42425-71	A-42425-79	157	43624-78	A-43624-78	332	44146-77	A-44146-77	348
42425-71	A-42425-79	157	43624-97	A-43624-97	325	44151-77	17-0814	348
42426-58	A-42426-58	157, 340, 353	43625-78	A-43625-78	332	44152-77	17-0823	NEW, 348
42427-52	A-42427-52	157, 353	43630-79	A-43630-79	NEW, 333	44153-77	17-0814	348
42427-58	J-1-94	157	43631-79	A-43631-79	NEW, 333	44162-77	A-44162-77	348
42455-80	A-42455-80	346	43632-79	A-43632-79	NEW, 333	44180-30	A-44180-30	110, 354
42479-90	A-42479-90	157	43633-74	A-43633-74	333	44180-36	A-44180-36	110, 355
42480-36	J-1-88	340, 350	43634-74	A-43634-74	333	44180-77	17-0823	NEW, 348
42480-59	J-1-48	340	43634-92	40-0220	332, 333	44192-77	A-44192-77	348
42480-73	J-1-50	340	43635-74	A-43635-74	333	44193-77	A-44193-77	348
42484-81	A-42484-81	341	43635-92	A-43635-92	333	44208-82	17-0831	348
42521-80	A-42521-80	157	43637-89	A-43637-89	333	44209-82A	O-6-065	344
42532-82	K-2-792	340	43638-89	A-43638-89	333	44209-82A	51-0123	343
42550-31	J-1-73	340, 350	43650-82	A-43650-82	331	44209-87C	O-6-072	344
42810-04B	17-0837	NEW, 346	43654-86A	A-43654-86A	325	44209-87C	51-0125	343
42934-08	42-0110	NEW	43657-89	A-43657-89	325	44213-87	O-6-072	344
43283-86	A-43283-86	326	43658-89	A-43658-89	333	44213-87	51-0125	343
43290-82	A-43290-82	331	43668-82	40-0230	NEW, 333	44277-74	17-0819	348
43291-82	A-43291-82	331	43674-95	A-43674-95	325	44278-74	17-0819	348
43292-82	A-43292-82	331	43683-97	A-43683-97	325	44281-74	O-6-024	344
43293-82	A-43293-82	331	43740-64	A-43740-64	333	44281-74	51-0127	343
43294-82	A-43294-82	331	43745-73	A-43745-73	333	44310-77	A-44310-77	340, 341
43302-77	A-43302-77	157	43871-73	A-43871-73	322	44311-80	A-44311-80	340, 341
43346-83A	45-0195	NEW, 322	43875-73	45-0196	NEW, 322	44331-73	A-44331-73	348
43359-84	42-0107	NEW, 331	43882-36	A-43882-36	323, 355	44401-49B	A-44401-49B	344, 353, 356
43360-97	40-0235	NEW, 325	43882-48	A-43882-48	323, 356	44427-35	A-44427-35	344, 354
43395-80	O-6-063	344	43882-67	A-43882-67	323, 356	44432-54A	A-44432-54A	344, 356
43395-80	51-0111	343	43883-84	A-43883-84	322	44437-77	A-44437-77	341
43469-77	A-43469-77	332	43886-30	40-0155	NEW, 131, 323, 355	44438-80	A-44438-80	341
43488-77	A-43488-77	325	43895-87B	A-43895-87B	322	44438-82	A-44438-82	341
43517-00	A-43517-00	NEW, 332	43905-08	A-43905-08	NEW, 333	44438-86A	A-44438-86	341
43530-35A	J-1-115	340, 350, 352, 355	43937-79	45-0199	NEW, 322	44438-87A	A-44438-87	341
43530-35D	J-1-115C	340, 350, 352, 355	43937-82	A-43937-82	322	44448-48	A-44448-48	340, 356
43542-67	A-43542-67	331	43945-79	17-0805	348	44475-35	J-1-75A	340, 350, 355
43548-77	A-43548-74	325	43947-79	17-0805	348	44486-28	A-44486-28	157, 354
43549-67	A-43549-67	332	43957-80	O-6-020	344	45006-87A	A-45006-87A	346
43550-35	A-43550-35	331	43957-80	51-0113	343	45006-96	A-45006-96	346
43552-39	A-43552-39	331	43957-80E	O-6-070	344	45012-72	A-45012-72	346, 362
43554-35	42-0108	NEW, 164, 331	43957-86E	51-0115	343	45013-72	Y-21-300	360, 362
43558-39	A-43558-39	331	44000-78D	Y-21-275	360	45013-82A	Y-21-299	360
43559-73	A-43559-73	331	44005-78	O-6-022	344	45013-85B	Y-21-298	360
43560-35	A-43560-35	331	44005-78	51-0121	343	45013-96	Y-21-295	360
43560-35A	A-43560-35A	331	44021-83	A-44021-83	164	45016-72	Y-21-436	362
43563-35	A-43563-35	331	44022-83	17-0807	348	45016-82	Y-21-445	362
43564-35	A-43564-35	331	44025-79	Y-21-277	360	45017-82A	Y-21-447	362
43566-35	M-4-633	331	44026-79	Y-21-277	360	45019-85A	Y-21-297	360
43567-79	A-43567-79	340	44029-88	A-44029-88	325	45019-96	Y-21-293	360
43570-35	L-3-980	331, 428	44029-97	A-44029-97	325	45024-65A	Y-21-435	362
43571-35	L-3-981	331, 428	44031-79	O-6-063	344	45031-72	A-45031-72	346, 362
43574-55	A-43574-55	331	44031-79	51-0111	343	45032-72	A-45032-72	347, 362
43576-35	L-3-982	331, 428	44032-77	O-6-023	344	45036-68	Y-21-433	362
43577-67	A-43577-67	107, 331	44032-77	51-0119	343	45036-82	A-45036-82	358, 362
43578-35	A-43578-35	39, 331	44032-77	O-6-023	344	45036-88	A-45036-88	358, 362
43601-78A	A-43601-78A	332	44032-77	51-0119	343	45039-68	Y-21-433	362
43602-78A	A-43602-78A	332	44043-80	A-44043-80	157	45039-68	A-45036-82	358, 362
43603-78A	A-43603-78A	332	44045-87	17-0835	NEW, 348	45055-72	A-45055-72	347, 362
43604-78	A-43604-78	332	44047-83	17-0807	348	45057-72	Y-21-315	347, 362, 376
43605-78	A-43605-78	332	44054-83	A-44054-83	348	45057-82	Y-21-317	347, 362, 376
43606-78	A-43606-78	332	44059-83	A-44059-83	136	45059-72	A-45059-72	347, 362

EASTERN MOTORCYCLE PARTS

CROSS REFERENCE

OEM NUMBER	EASTERN NUMBER	PAGE NUMBER	OEM NUMBER	EASTERN NUMBER	PAGE NUMBER	OEM NUMBER	EASTERN NUMBER	PAGE NUMBER
45061-72A	A-45061-72A	158, 347, 362	45907-83	K-2-833	NEW, 158, 372	48365-48A	A-48365-48A	370
45063-72	A-45063-72	347	45908-80	A-45908-80	164, 370	49570-38	A-49570-38	364
45063-82A	A-45063-82	347	45927-73	A-45927-73	133, 370	50005-85A	A-50005-85A	158, 364
45071-72	A-45071-72	158, 347, 362	45931-86	K-2-847	NEW, 158, 372	50011-30A	J-1-99	158, 364
45072-87A	A-45072-87A	347	45933-86	A-45933-86	158, 370	50013-74A	Y-21-497	364
45072-96	A-45072-96	347	45972-48	A-45972-48	110, 370	50014-74	J-1-95	364
45112-84B	A-45112-84	342	45975-71	A-45975-71	133, 370	50015-74	J-1-97	364
45113-84A	A-45113-84	342	45982-73	A-45982-73	136, 370	50028-74A	J-1-96	364
45121-77X	A-45121-77+6	342	45983-73	K-2-808	370	50036-36	J-1-96	364
45122-84A	A-45122-84	342	45983-73	K-2-440	376	50040-80	Y-21-495	364
45124-84A	A-45124-84A	342	45984-73	K-2-826	158, 372	50041-80	J-1-98	364
45126-82	A-45126-82	342	45984-87	A-45984-87	136, 370	50049-36	J-1-95	364
45130-83	A-45130-83	342	45986-73	A-45986-73	370	50049-36	J-1-95	364
45150-79	A-45150-79	342	45987-77	K-2-830	NEW, 158, 372	50057-90	A-50057-90	158, 364
45154-84	A-45154-84	NEW, 342	45992-73	A-45992-73	370	50057-90	A-50057-90C	158, 364
45154-84	A-45154-CHR	NEW, 342	45997-73	A-45997-73	370	50061-36E	Y-21-490	364
45156-84	A-45156-84	342	46018-77	A-46018-77	348	50069-82A	Y-21-492	364
45156-87A	A-45156-87	342	46019-77	A-46019-77	348	50094-36	J-1-97B	364
45159-50	Y-21-425	340, 356, 362	46048-80	K-2-845	158, 372	50094-36	J-1-97	364
45162-41	A-45162-41	340, 354, 355	46048-84	K-2-846	158, 372	50603-40	K-2-950	363
45172-28	A-45172-28	340, 354, 355	46051-49A	K-2-822	158, 372	50603-66	K-2-952	363
45200-60	Y-21-428	340, 356	46052-80	K-2-831	158, 372	50603-74A	K-2-953	363
45203-52	Y-21-431	340	46057-68	K-2-823	158, 372	50614-40	K-2-961	363
45362-90	K-2-844	NEW, 158, 372	46057-71	K-2-824	158, 372	50614-66	K-2-963	363
45374-87	41-0110	NEW, 158, 372	46058-68	K-2-823	158, 372	50621-79	K-2-954	363
45375-87	K-2-842	158, 372	46111-48	L-3-986	370, 429	50939-52	O-6-055	363
45377-87	A-45377-87	370	46125-48	L-3-987	370, 429	50940-52	K-2-783	363
45378-87	A-45378-87	133, 370	46172-48	A-46172-48	164	52573-77T	R-9-1613	378, 382
45382-83	A-45382-83	158, 370	46514-01	A-46514-01	133, 370	54500-58	K-2-928	335
45385-83	K-2-843	158, 372	46550-36	Y-21-845	393	54500-73	K-2-932	335
45387-83	A-45387-83	133, 370	46751-48	A-46751-48	158	54515-56B	32-0333	336
45400-75	A-45400-75	133, 370	47082-81	A-47082-81	107, 326	54515-58A	32-0336	336
45403-75	A-45403-75	370	47083-81A	A-47083-81A	NEW, 110, 326	54515-67	32-0344	336
45406-75	A-45406-75	370	47094-58	A-47094-58	110	54515-73	32-0348	336
45408-75	K-2-834	158, 372	47159-79A	K-2-890	386	54515-75	32-0352	336
45408-84	K-2-840	158, 372	47510-58	A-47510-58	322, 326	54516-72	32-0358	336
45443-86	A-45443-86	136, 370	47511-52	A-47511-52	322, 326	54516-75	32-0364	336
45583-83	A-45583-83	362	47512-52	A-47512-52	326	54517-58	32-0368	336
45611-86	A-45611-86	164	47512-74	A-47512-74	131, 326	54517-65	32-0339	336
45733-48	L-3-988	370	47513-58	A-47513-58	161, 326	54517-67	32-0372	336
45751-71A	Y-21-875	376	47514-52	A-47514-52	326	54543-65	K-2-937	335, 336
45752-52	A-45752-52	370	47514-74	A-47514-74	326	54544-65	K-2-940	335, 336
45776-49	K-2-820	370	47515-52	A-47515-52	326	54545-65	K-2-938	335, 336
45780-52	A-45780-52	136, 370	47515-74	A-47515-74	326	54704-52	K-2-925	335, 376
45790-80	A-45790-80	370	47517-52	A-47517-52	326	54704-65T	K-2-920	335, 376
45818-52	A-45818-52	110, 370	47517-52	A-47517-74	326	54704-75T	K-2-922	335, 376
45821-75	A-45821-75	348	47517-58	A-47517-58	326	54705-52	K-2-925	335, 376
45822-75	A-45822-75	348	47518-52	A-47518-52	326	54707-84T	K-2-925	335, 376
45823-49	A-45823-49	110, 370	47519-52	A-47519-52	326	54708-65	K-2-922	335, 376
45824-49	A-45824-49	110, 370	47519-58	A-47519-58	133, 326	56000-7	Y-21-602	318, 320
45837-77	K-2-836	158, 372	47519-72	A-47519-72	133, 326	56158-73	A-56158-73	362
45842-77	A-45842-77	164, 370	47519-83A	A-47519-83A	133, 326	56205-62A	K-2-780	362
45843-77	A-45843-77	133, 370	47521-52	A-47521-52	107, 326	56216-53	A-56216-53	158, 356
45844-77	A-45844-77	370	47521-74	A-47521-74	107, 326	56308-86	E-1062	358
45845-77	A-45845-77	136, 370	47525-52	A-47525-52	161, 326	56309-86	E-1064	358
45847-84	A-45847-84	NEW, 164, 370	47550-74	A-47550-74	326	56313-76	E-1054	358
45849-49	M-4-836	371	47554-73	M-4-648	329	56323-81A	E-1060	358
45849-49	17-0260	371	47581-29	A-3113-29	9, 108, 110	56324-81A	E-1058	358
45850-48	L-3-985	370, 428	47583-36	A-47583-36	110	56327-81B	E-1056	358
45852-48A	A-45852-48	133, 370	47583-84	M-4-658	329	56328-81B	E-1057	358
45853-83	K-2-838	NEW, 158, 372	47698-36	J-1-25	387	56336-83	E-1066	358
45854-48	A-45854-48	370	47698-36	J-1-25	387	56337-83	E-1068	358
45855-77	A-45855-77	158, 370	47720-36	J-1-140	387	56389-74	E-1055	358
45856-48	A-45856-48	164, 370	47755-31	A-47755-31	110, 350	56394-74	A-56394-74	158
45865-84	A-45865-84	370	47757-52	A-47757-52	110	59007-73B	N-5-164	366
45875-84	A-45875-84	133, 370	48300-49	A-48300-49	107	59140-34	A-59140-34	366
45905-87	A-45905-87	164, 370	48300-60	A-48300-60	107	59140-85T	Y-21-601	320
45906-08	A-43906-08	NEW, 333	48302-85	A-48302-85	74, 107	59140-85T	Y-21-602	318, 320
45907-80	K-2-832	158, 372	48311-60	E-201	NEW, 370	59142-34	A-59142-34	366

EASTERN MOTORCYCLE PARTS

CROSS REFERENCE

OEM NUMBER	EASTERN NUMBER	PAGE NUMBER	OEM NUMBER	EASTERN NUMBER	PAGE NUMBER	OEM NUMBER	EASTERN NUMBER	PAGE NUMBER
59166-80	A-59166-80	NEW	63480-42	O-6-005	390	67057-41	A-67057-41	358
59800-36	K-2-523	366, 387	63500-68	E-409	74, 394, 464	67060-79B	A-67060-79A	358
59924-80	N-5-168	366	63501-68	E-407	25, 291, 394, 464	67072-79A	A-67072-79	358
60302-63T	K-2-510	365	63506-41	O-6-080	390	67073-81	A-67073-81	377
60348-65B	A-60348-65B	39, 48, 74, 382	63511-38	O-6-082	390	67078-85A	A-67078-85A	358
60375-79	K-2-521	365	63511-58	O-6-084	390	67110-83T	Y-21-942	377
60505-36	K-2-750	382	63529-50	A-63529-50	133, 390	67120-84B	A-67120-84B	377
60508-70	K-2-996	382	63529-57	L-3-942	133, 390	67124-80	A-67124-80	377
60516-65A	A-60516-65A	96	63572-38	O-6-086	390	67125-86A	A-67125-86A	377
60518-65	L-3-875	429	63609-72	A-63609-72	362, 370	67127-73	A-67127-73	377
60538-81A	L-3-869	429	63610-70	A-63610-70	167, 169	67127-84A	A-67127-84A	377
60539-86	L-3-873	380, 429	63614-72	A-26383-32	59, 62, 167, 169	67129-37	A-67129-37	377
60539-89	L-3-876	NEW, 380, 429	63782-80	A-63810-80C	223, 225, 392	67130-36	A-67130-36	377
60539-94	L-3-889	NEW, 380, 429	63796-77	A-63796-77	225, 392	67130-62	A-67130-62	377
60540-36	L-3-856	429	63798-99	A-63798-99	41, 42, 392	67130-69	A-67130-69	377
60540-65A	L-3-872	429	63805-80	A-63805-80	223, 225, 392	67132-85A	A-67132-85A	NEW
60543-89	K-2-990	382	63806-83B	A-63806-83B	223, 225, 392	67135-36	A-67135-36	377
60543-94	K-2-994	382	63810-80A	A-63810-80B	223, 225, 392	67141-36	L-3-969	207, 429
60543-94	K-2-994	382	63812-90	A-63812-90	392	67142-52	L-3-970	10, 429
60547-77	K-2-992	382	63813-90	A-63813-90	392	67180-73T	Y-21-955	377
60555-36	K-2-757	378, 382	63815-99	A-63815-99	88, 392	67181-73T	Y-21-946	377
60557-36T	K-2-757	378, 382	63831-67	A-63831-67	158, 392	67210-73	Y-21-469	377
60559-80	L-3-914	96, 429	63839-59	V-13-190	NEW, 392	67215-68	A-67215-68	377
60565-36	L-3-857	429	63840-48A	A-63840-48A	392	67217-68	A-67215-68	377
60567-36	L-3-858	68, 429	63840-53	A-63840-53	392	67717-48B	O-6-037	320
60567-65	L-3-874	429	63840-53	V-13-190	NEW, 392	67717-59	O-6-034	320
60567-65B	54-7180	429	63858-49	A-63858-49	68, 70, 72, 86	67717-64	O-6-036	320
60572-36	K-2-758	376, 378	63879-53	A-63879-53	136, 392	67717-65A	O-6-035	320
60572-78	R-9-1995	378	63881-67	A-63881-80	392	67752-77T	Y-21-830	320
60573-36T	K-2-758	376, 378	63882-67	A-63881-80	392	67773-80A	K-2-871	320
60579-74T	R-9-1994	378	64205-40	Y-21-910	393	67783-78T	Y-21-831	320
60593-74	A-60593-74	110	65045-01	A-65045-01	164	67784-78	Y-21-833	320
60620-36	K-2-752	382	65324-83A	M-4-843	429	67785-78T	Y-21-834	318, 320
60620-55	K-2-753	382	65325-83A	A-65325-83A	164	67786-86T	Y-21-832	320
60629-55	L-3-735	429	65781-82	M-4-841	429	67809-75	K-2-877	320
60640-29	A-60640-29	9, 158	65834-68	M-4-846	429	67810-48A	K-2-878	320
60641-74	A-60641-74	133	65835-86	M-4-845	429	67871-85T	K-2-412	320
60645-65	L-3-916	307, 429	66112-23	A-66112-23	374	67884-90T	K-2-413	320
60654-55	A-60654-55	161	66191-73T	R-9-1052	374	67891-68	Y-21-475	320
60678-85	A-60678-85	164, 245, 380	66191-80T	R-9-1054	374	68002-39	Y-21-604	318
61102-73	E-414	393	66340-78	R-9-1020	374	68003-47	Y-21-605	318
61102-83A	E-412	393	66351-82	Y-21-925	376	68006-83T	Y-21-837	318
61103-36	E-410	393	66356-82	Y-21-925	376	68008-73A	Y-21-608	318
61103-65	E-411	393	66369-70	R-9-1010	374	68010-64B	Y-21-606	318
61103-73	E-415	393	66370-65	R-9-1012	NEW, 374	68012-88T	Y-21-838	318
61103-83	E-413	393	66383-65	R-9-1982	374	68034-77	O-6-028	318
62125-55B	E-395	394, 464	66383-70	R-9-1984	374	68090-47	Y-21-613	318
62360-50	A-62360-50	133	66425-68	Y-21-935	376	68090-69	O-6-029	318
62423-90	L-3-1029	429	66470-67	R-9-1983	374	68093-47	Y-21-614	318
62432-93	L-3-1031	429	66470-70	R-9-1985	374	68094-39	Y-21-618	318
62504-65B	Y-21-978	392	66476-73	R-9-1986	374	68122-55	O-6-029A	318
62504-82A	Y-21-980	392	66480-67	Y-21-915	374, 387	68123-73	L-3-1027	318, 429
62507-67A	Y-21-975	392	67004-38	Y-21-500	377	68123-73	48-0199	NEW, 318, 429
62534-65	Y-21-920	392	67004-47	Y-21-501	377	68450-34	Y-21-601	320
62563-65A	K-2-799	392	67004-53	Y-21-502	377	68450-34	Y-21-602	318, 320
62575-36	K-2-749	387	67004-62	Y-21-503	377	68515-78T	Y-21-620	318
62585-36	K-2-524	374, 387	67004-68A	Y-21-505	377	68543-64A	A-68543-64A	308
62610-52A	A-62610-52A	392	67024-84A	Y-21-509	358	68543-64B	A-68543-64B	308
62625-65	K-2-530	392	67026-36A	Y-21-508	358	68566-50	Y-21-620	318
62625-70	K-2-532	392	67026-62	Y-21-510	358	68571-50	Y-21-632	318
62635-79T	K-2-534	392	67026-81	A-67026-81	358	68572-50	Y-21-630	318
62644-84T	K-2-530	392	67038-84	A-67038-84	358	69013-77A	K-2-850	386
62666-87T	K-2-534	392	67048-83A	A-67048-83	358	69018-73A	K-2-855	386
62672-90	A-62672-90	136	67051-70	Y-21-517	358	69129-72B	K-2-868	387
62673-90	A-62673-90	136	67051-73	A-67051-73	358	69138-65	Y-21-805	376
62780-63	O-6-004	390	67051-74	A-67051-74	358	69140-76	Y-21-803	376
62783-66A	O-6-017	84, 390	67052-78B	A-67052-78A	358	69141-70	Y-21-800	376
62785-66A	O-6-017	84, 390	67053-83T	Y-21-940	377	69543-80	Y-21-140	311
62828-99	A-62828-99	NEW, 158	67054-83B	A-67054-83A	358	69545-82A	Y-21-230	NEW, 311

EASTERN MOTORCYCLE PARTS

CROSS REFERENCE

OEM NUMBER	EASTERN NUMBER	PAGE NUMBER	OEM NUMBER	EASTERN NUMBER	PAGE NUMBER	OEM NUMBER	EASTERN NUMBER	PAGE NUMBER
69545-84	Y-21-232	NEW, 311	71470-86T	A-71469-65C	307	74510-75A	A-74510-75	304
69551-85	Y-21-234	NEW, 311	71484-72A	A-71484-72A	308	74510-81	A-74510-81	304
69551-89	Y-21-236	NEW, 311	71500-36A	A-71500-36A	308	74511-65	A-74511-65C	304
69551-91	Y-21-240	NEW, 311	71501-73A	A-71501-73	308	74511-65	A-74511-65	304
69555-89	Y-21-238	NEW, 311	71501-93	A-71313-96	308	74511-65 T	A-74511-65T	304
69555-94	Y-21-242	NEW, 311	71507-65	A-71507-65	308	74512-00	A-74512-00	304
70001-75	Y-21-196	311	71507-71	A-71507-71	308	74512-79A	A-74512-79A	304
70001-76	Y-21-198	311	71510-72A	K-2-404	376	74513-82	A-74516-86	304
70001-78	Y-21-202	311	71534-72	A-71534-72	308	74513-82	A-74516-86	304
70001-79	Y-21-204	311	71535-72	A-71535-72	308	74515-47	M-4-4526B	376
70006-75	Y-21-172	311	71539-73B	Y-21-306	362	74516-86	A-74516-86	304
70006-76	Y-21-174	311	71546-75B	A-71546-75B	308, 320, 367	74518-99A	A-74518-99A	304
70006-79	Y-21-176	311	71547-75B	A-71547-75A	308, 367	74519-88A	A-74519-88	304
70006-80	Y-21-178	311	71570-82A	30-0256	309, 320, 367	74523-84	A-74523-84	304
70006-81	Y-21-182	311	71570-82C	30-0258	309, 367	74523-84A	A-74523-84A	304
70006-82	Y-21-184	311	71571-82	30-0230	309, 320, 367	74523-91	A-74523-91	304
70069-65B	A-70069-65B	374	71571-82C	30-0232	309, 320, 367	74523-92A	A-74523-92A	304
70100-79A	A-70100-79A	374	71573-82A	30-0250	309, 320, 367	74523-94A	A-74523-94A	304
70124-75	A-70124-75	308	71573-82C	30-0252	309, 320, 367	74529-79T	A-74529-79T	387
70135-84	Y-21-186	NEW, 311	71574-82	A-71590-92	309, 367	74533-75B	J-1-20	387
70151-70	Y-21-166	311	71589-92	30-0230	309, 320, 367	74540-01	A-74540-01	304
70151-73	Y-21-168	311	71589-92C	30-0232	309, 320, 367	74540-87T	M-4-4526	376
70153-70	Y-21-190	312	71589-96	30-0264	309, 367	74586-70	A-74586-70	303
70153-71	Y-21-192	312	71589-96C	30-0266	309, 367	74587-94	A-74587-94	303
70153-73	Y-21-194	312	71590-92	30-0238	309, 367	74588-94	A-74588-94	303
70214-80A	Y-21-141	312	71590-92	A-71590-92	309, 367	74589-73	A-74589-73	303
70216-87A	Y-21-142	312	71590-96	30-0270	309, 367	74590-93	A-74590-93	303
70216-89	Y-21-143	312	71591-82A	30-0242	309, 320, 367	74594-71	A-74594-71	303
70216-91A	Y-21-144	312	71591-82C	30-0244	309, 367	74599-77A	A-74599-77A	303
70216-93A	Y-21-145	312	71591-82A	30-0242	309, 320, 367	74600-94	A-74600-94	303
70216-96	Y-21-147	NEW, 312	71591-82C	30-0244	309, 367	74600-97A	A-74600-97A	303
70216-98	Y-21-148	NEW, 312	71591-96	30-0274	309, 367	74765-36	A-74765-36	393
70235-67A	A-70235-67A	374	71591-96C	30-0278	309, 367	74765-47	A-74765-47	393
70287-81	37-0600	NEW, 310	71597-92	30-0250	309, 320, 367	75060-84T	R-9-1308	376
70288-81	37-0605	NEW, 310	71597-92C	30-0252	309, 320, 367	75061-84T	R-9-1309	376
70293-87	37-0610	310	71597-96	30-0282	309, 367	83162-51	A-83162-51	48, 133
70294-87	37-0615	310	71597-96C	30-0286	309, 367	83566-51	A-83566-51	340, 342
70320-47	Y-21-117	311	71598-92	30-0256	309, 320, 367	85210-42A	A-85210-42A	335
70320-56	Y-21-150	312	71598-92C	30-0258	309, 367	85210-42A	44-0510	NEW, 335
70320-58	Y-21-225	312	71598-96	30-0292	309, 367	91775-51	R-9-1575	316
70320-59	Y-21-152	312	71598-96C	30-0296	309, 367	92062-65A	A-92065-74	358
70320-64	Y-21-227	312	71800-26A	A-71800-26A	309, 367	92065-70	A-92065-70	358
70320-65	Y-21-154	312	71840-29	A-71840-29	309, 320, 367	92065-74	A-92065-74	358
70320-67	Y-21-158	312	72001-69B	A-72001-69B	309	92074-73T	Y-21-945	377
70320-68	Y-21-164	312	72002-51A	A-72002-51A	309	94455-89	A-94455-89	468
70320-70	Y-21-130	312	72003-34T	A-72004-80	309	94555-55A	A-94555-55	468
70320-73A	Y-21-132	312	72004-70	A-72004-70	309	94630-67	A-94630-67	468
70320-78	Y-21-133	312	72004-75	A-72004-75	309	94635-41A	A-94635-41A	468
70320-80	Y-21-134	312	72005-73A	A-72005-73A	309	94700-52B	A-94700-52B	468
70321-48	Y-21-120	312	72017-39	A-72017-39	158	94812-37A	A-94812-37A	462
70321-58	Y-21-125	312	72023-51	A-72023-51	309	94812-77	A-94812-80A	462
70321-65	Y-21-127	312	72034-71	37-0620	310	94884-83T	M-4-140	303, 376
70326-71	Y-21-135	312	72035-71	37-0625	310	94997-85T	Y-21-960	38, 53, 58
70326-73A	Y-21-137	312	72037-71	37-0635	310	95960-78	A-95960-78	468
70326-75	Y-21-146	NEW, 312	72038-71	37-0636	NEW, 310	96015-52	A-96015-52	468
70343-78	Y-21-138	312	72039-71	37-0638	NEW, 310	96015-56A	A-96015-56A	468
70353-78	Y-21-139	312	72041-71	37-0645	310	96295-65	A-96295-65	468
70527-45	37-0905	315	72043-71	37-0650	310	96384-39A	A-96384-39	468
70528-45	37-0907	315	72044-71	37-0655	310	96385-78A	A-96385-78	468
70529-45	37-0909	315	72276-74	37-0660	310	96630-19	A-96630-19	468
70530-45	37-0911	315	72278-74	37-0665	310	96700-38	A-96700-38	468
70532-45	37-0915	315	74504-78	A-74504-75A	304	96710-40	A-96710-40	466
71313-96	A-71313-96	308	74504-78	A-74504-78	304	96712-40	A-96712-40	466
71425-77	A-71425-77	308	74505-95	A-74505-95	304	96713-40	A-96714-40	466
71455-67	A-71455-67B	307	74507-85T	R-9-1523	304	96714-40	A-96714-40	466
71455-67	A-71455-67C	307	74508-85T	R-9-1521	304	96715-40	A-96715-40	466
71463-73A	A-71463-73	307	74510-47A	R-9-1520	304	96716-40	A-96716-40	466
71465-85T	M-4-625	307	74510-64T	A-74510-64	304	96717-40	A-96717-40	466
71466-65	M-4-625	307	74510-70A	A-74510-70A	304	96718-40	A-96718-40	466

****EASTERN MOTORCYCLE PARTS****

****CROSS REFERENCE****

OEM NUMBER	EASTERN NUMBER	PAGE NUMBER	OEM NUMBER	EASTERN NUMBER	PAGE NUMBER	OEM NUMBER	EASTERN NUMBER	PAGE NUMBER
96718-58	A-96718-58	466	96746-36	A-96746-36	461			
96721-87A	A-96718-88	466	96780-32A	A-96780-32A	468			
96727-56A	A-96727-56	466	96781-52	A-96780-32A	468			
96728-56A	A-96728-56	466	96782-32	A-96780-32A	468			
96728-77	A-96728-77	466	96783-66	A-96780-32A	468			
96740-36	A-96740-80	461	96815-46	A-96815-46	458			
96741-17	A-96740-80	461	96830-51A	A-96830-51A	468			
96741-17	A-96741-17	461	97087-65A	A-97087-65A	394, 464, 468			
96742-17	A-96740-80	461	97194-57	A-97194-57	469			
96742-17	A-96742-17	461	97225-55	A-97225-55	469			
96746-36	A-96740-80	461	97272-60	A-97272-60	469			
			97273-60	A-97273-60	469			

****DISCLAIMER****

The following words and designations are registered trademarks of Harley Davidson®, Milwaukee Wisconsin and are for Reference Only; Big Twin, Sportster, Dyna, Eagle Iron, Evolution, Heritage, Softail, Screamin' Eagle, Wide Glide, Fat Boy, Duo Glide, Twin Cam.

The following designations are for Reference Only:
FL, FLH, FLT, FLST, FLHT, FLTC, FX, FXB, FXE, FXS, FXSB, FXWG
XL, XLH, XLCH, XLG, XLR, XLT, XR-1000, XLD-883, XLH-1000, XLH-1200

Eastern Motorcycle Parts is not a representative of any motorcycle manufacturer and the parts we sell or manufacture are not recommended by any motorcycle manufacturer. All replacement part numbers are for reference only and do not imply the part to be a genuine Harley Davidson® replacement

When Buying Engine and Transmission Replacement Parts, insist on the product that has been proven #1 in the after market.

EASTERN MOTORCYCLE PARTS

We've spent years improving our product line, with high quality steel and new ideas. So you the dealer can sell your customer with confidence.

Remember you're not just selling replacement parts to you're customers, you're putting your reputation on the line with every sale you make.

That's why it pays to sell "Genuine"
"Eastern Motorcycle Replacement Parts"
to your customers.

"Quality Pays it doesn't Cost"



1928-1953

**Indian Chief, Sport Scout,
101 Scout & Four Cylinder**

803-284-3304

803-284-3305 Fax 803-284-3274

5120 Hilda Road Blackville, SC 29817

www.easternmotorcycleparts.com